Town Commission

NOTICE OF VIRTUAL TOWN COMMISSION MEETING

Pursuant to Executive Order 20-69 issued by the Governor and the Town Local Declaration of Public Emergency, a VIRTUAL Town Commission meeting will be held on Tuesday, October 27, 2020, at 6:30 p.m. and broadcast from Town Hall.

The October 27, 2020 Town Commission meeting will be held as a VIRTUAL MEETING with elected officials and Town staff participating through video conferencing. This virtual meeting will be broadcasted live for members of the public to view on the Town's website (www.lbts-fl.gov), Comcast Channel 78, and AT&T U-verse Channel 99.

The Town of Lauderdale-By-The-Sea Town Commission welcomes and encourages the public to participate at its virtual meetings and offers two ways for residents to be heard.

WRITTEN PUBLIC COMMENTS:
Send an e-mail to public_comments@lbts-fl.gov Your comment will be read into the record during the meeting by the Town Clerk.

ACTIVE PARTICIPATION
Notify the Town Clerk via e-mail at public_comments@lbts-fl.gov by October 27, 2020 5:00 pm of your desire to speak during a live virtual meeting. Please provide us with your name email address and phone number. We will then send you the Zoom Meeting ID and link. For security reasons, please do not share the Meeting ID with anyone else. If a friend or neighbor also wishes to speak, have them sign-up with the Town Clerk. When contacting the Town Clerk, please specify if you wish to speak during Public Comments or during a specific agenda item. The Town will enable the Waiting Room function on Zoom and allow public speakers to enter the virtual meeting during Public Comments or for a specific agenda item. You can join the meeting either by calling in or using a laptop or computer webcam. Once you are finished commenting, the Town will disconnect you from the meeting.

A copy of the agenda for the virtual Town Commission meeting can be accessed on the Town's website, at

https://www.lauderdalebythesea-fl.gov/341/Agendas-Video.

Please note that Governor DeSantis' Executive Order Number 20-69 suspended the requirements of Section 286.011, Florida Statutes, the Florida Sunshine law, that a quorum be present and that a local government body meet at a specific public place. The Executive Order also allows local government bodies to utilize communications media technology, such as telephonic and video conferencing for local government body meetings.

Jarvis Hall 4505 N. Ocean Drive

Regular Town Commission

Regular Town Commission

Tuesday, October 27, 2020, 6:30 PM
Jarvis Hall 4505 N. Ocean Drive

1. **CALL TO ORDER, MAYOR CHRIS VINCENT**
2. **PLEDGE OF ALLEGIANCE TO THE FLAG**
3. **INVOCATION - Moment of Silence**
4. **ADDITIONS, DELETIONS, DEFERRALS OF AGENDA ITEMS**
5. **PRESENTATIONS**

5.a. The Pedestrian and Bicycle Circulation Enhancement Plan (Linda Connors, Development Services Director)
CoverPage.pdf
Corradino Report

6. **PUBLIC COMMENTS**

6.a. Event Application - Rabbi Benzion Singer
event application

7. **PUBLIC SAFETY DISCUSSION**
8. **TOWN MANAGER REPORT**

8.a. July 2020 Finance Report (Lucila Lang, Finance Director)
CoverPage - July.pdf
Revenue / Expenditure Report
01. July Cash-Investment Report_ July 2020.xlsx

8.b. August 2020 Finance Report (Lucila Lang, Finance Director)
CoverPage - August.pdf
02. August 2020 report.pdf
02. August Cash-Investment Report_ August 2020.xlsx

8.c. Town Manager Report (Bill Vance, Town Manager/Neysa Herrera, Assistant to the Town Manager)
CoverPage - TM Report.pdf
ACTION PLAN.pdf

9. **TOWN ATTORNEY REPORT**
10. **APPROVAL OF MINUTES**
11. **CONSENT AGENDA**

11.a. Visitors Center Financial Assistance (Bill Vance, Town Manager)
CoverPage.pdf
Chamber.pdf

11.b. 2020-2021 Farmers Market Plan (Bill Vance, Town Manager)
CoverPage.pdf
Proposal for Opening 2020-21 Lauderdale By The Sea Farmers Market.pdf

11.c. Purchase of Vermeer/Vactron Vacuum Unit (Ken Rubach, Municipal Services Director)

CoverPage.pdf
Ex1- Vacuum Unit Quote.pdf
EX2- FSA Contract.pdf
EX3- Award Letter.pdf

12. OLD BUSINESS

13. NEW BUSINESS

13.a. Commission Meetings in November and December (Tedra Allen, Town Clerk)
CoverPage.pdf

14. COMMISSIONER COMMENTS

15. ORDINANCES 1st Reading

15.a. Ordinance 2020-10 - AN ORDINANCE OF THE TOWN OF LAUDERDALE-BY-THE-SEA, FLORIDA, AMENDING THE TOWN CODE OF ORDINANCES AT CHAPTER 17 "STREETS, SIDEWALKS AND OTHER PUBLIC PLACES," ARTICLE I "IN GENERAL," BY AMENDING SECTION 17-14 "PERSONS WHO MAY USE TENNIS COURTS; ACCESS TO TENNIS COURTS; ISSUANCE OF KEYS; FEES" TO REMOVE THE FEES FROM THE TOWN CODE SO THEY CAN BE ADOPTED BY RESOLUTION; AND PROVIDING FOR SEVERABILITY, CONFLICTS AND AN EFFECTIVE DATE. (Ken Rubach, Municipal Services Director)
CoverPage.pdf
Ordinance 2020-10 Tennis Courts - First reading.pdf
EX 2-10-13-20AM Keys Waiver.pdf
Resolution 2020-42 - Tennis Keys.pdf

16. ORDINANCES 2nd Reading

17. RESOLUTIONS - PUBLIC COMMENTS

18. QUASI JUDICIAL PUBLIC HEARINGS

19. ADJOURNMENT

THE TOWN OF LAUDERDALE-BY-THE-SEA WILL FURNISH APPROPRIATE AUXILIARY AIDS AND SERVICES NECESSARY TO AFFORD INDIVIDUALS AN EQUAL OPPORTUNITY TO PARTICIPATE IN MEETINGS OF THE TOWN COMMISSION. IN ACCORDANCE WITH THE AMERICANS WITH DISABILITIES ACT AND FLORIDA STATUTE 286.26, PERSONS WITH DISABILITIES NEEDING SPECIAL ACCOMMODATION TO PARTICIPATE IN THIS PROCEEDING SHOULD CONTACT THE TOWN CLERK NO LATER THAN TWO (2) DAYS PRIOR TO THE MEETING AT (954) 640-4200 FOR ASSISTANCE.

IF ANY PERSON DECIDES TO APPEAL ANY DECISION MADE BY THE TOWN COMMISSION WITH RESPECT TO ANY MATTER CONSIDERED AT SUCH MEETING OR HEARING, HE/SHE WILL NEED A RECORD OF THE PROCEEDINGS AND FOR SUCH PURPOSES MAY NEED TO INSURE THAT A VERBATIM RECORDING OF THE PROCEEDINGS IS MADE, WHICH RECORD INCLUDES THE TESTIMONY AND EVIDENCE UPON WHICH THE APPEAL IS TO BE BASED.

PROCEDURES FOR PUBLIC COMMENTS:
Public Comments may address issues that are not on this meeting's agenda, but should relate to the business of the Town, and should not contain personal attacks. If your comment requires follow up, the Town Manager will have a staff person respond to your concerns, and will advise us of the outcome.

The Town Clerk will read off the names of those who have signed up to speak. When your name is called, please come to the podium, state your name for the record, and indicate whether you are a Town resident. Do not state your address. You have up to three minutes to make your comments, but there is no requirement to use the entire time. If you wish to address a particular Commissioner or member of Town Administration, please do so by use of their title.

If you wish to approach the Commission dais to hand out a document or for some other reason, please request permission

and state your reason for doing so. All documents to be provided to the Commission should be handed to the Town Clerk for distribution.

These procedures have been developed to assure that the Town Commission meeting time is efficiently used, and that meetings are conducted in a polite and respectful manner. More information on the decorum rules for Town Commission meetings is available in Section 2-23 of the Town Code of Ordinances.

Agenda Item No: 5.a

Town Commission Agenda Item Report

Meeting Date: October 27, 2020
Submitted By: Linda Connors
Submitting Department: Development Services
Item Type: Presentations
Agenda Section: PRESENTATIONS

Subject Title:
The Pedestrian and Bicycle Circulation Enhancement Plan (Linda Connors, Development Services Director)

Explanation: The Pedestrian and Bicycle Circulation Enhancement Plan was recently completed by the Corradino Group.

The purpose of the report was as follows:

1. To provide baseline information on the status of the Town's efforts to provide safe and adequate facilities for pedestrians and cyclists.
2. To obtain background and preliminary understanding of the options available to the Town to address issues and future improvements for pedestrians and cyclists.
3. To create a list of potential projects to further research and consider which options can be undertaken in the near future, which will require additional data and study to complete, and which could qualify for funding through programs like the Penny Surtax.

The recommendations include a variety of proposals including:

1. additional sidewalks
2. sidewalk improvements to improve ADA compliance
3. traffic calming measures along local side streets
4. additional crosswalks to assist in guiding the walking and biking public to commercial areas and beaches
5. planting street trees and adding bus shelters to provide shade opportunities

Kathryn Lyon from the Corradino Group will be presenting the report to the Commission

Attachments:
1. Report prepared by the Corradino Group

LAUDERDALE BY•THE•SEA

RELAX...YOU'RE HERE

TOWN OF LAUDERDALE•BY•THE•SEA

PEDESTRIAN PLAN

PEDESTRIAN & BICYCLE CIRCULATION ENHANCEMENT STUDY

SEPTEMBER 2020 • DRAFT



TABLE OF CONTENTS

▶ EXECUTIVE SUMMARY 1

▶ INTRODUCTION 4

▶ STUDY APPROACH 6

Public Engagement Findings 6
Project Overview 8
Traffic Calming 9

▶ VISION 13

▶ BACKGROUND 15

Demographics 15
Transportation Network 16

▶ EXISTING CONDITIONS 19

Land Use 19
Accessibility and Connectivity 21
Pedestrian Facilities 21
Existing Bicycle Facilities 31
Transit 41
Safety 43
Pedestrian and Cyclist Technologies 47
Funding 49

▶ GOALS AND RECOMMENDATIONS 51

Pedestrian Improvements 51
Traffic Calming 57
Bicycling Enhancements 58
Priority Projects 65
Comparable Projects 66
Recommended Policies 68

▶ APPENDIX A: GOALS, OBJECTIVES, AND POLICIES 69

▶ APPENDIX B: LBTS PEDESTRIAN PLAN PUBLIC OUTREACH SURVEY 73

▶ APPENDIX C: AFFILIATED PLANNING DOCUMENTS 100

▶ APPENDIX D: DETAILS FOR APPENDIX 102

EXECUTIVE SUMMARY

The Town of Lauderdale-By-The-Sea has, in recent years, been active in improving local streetscapes, the eastern end of Commercial Boulevard being an example. Of importance for this study is the improvement of safety and connectivity to the beaches for residents, and evaluation of traffic calming needs on residential neighborhood streets such as Seagrape Drive, Imperial Lane and Codrington Drive. While the Town does not have "Complete Streets" policies per se, it has, through its redesign of its roadways, implemented new facilities based on context-sensitive needs for a multimodal town.

The existing conditions in Lauderdale-By-The-Sea are that most of the bicycle and pedestrian infrastructure is already in place along major thoroughfares. However, enhancements for connectivity to and from neighborhoods to beach access locations and commercial areas can be improved in certain locations. Traffic calming is also identified as an existing need along the local residential roads due to cut-through traffic from A1A to Commercial Boulevard.

The data collection and preparation for this study conducted in 2020, includes a review of existing Town demographic, socio-economic, land use, and transportation data. These resources include the Town's Comprehensive Plan and Land Development Code. Additionally, field reviews were conducted to assess neighborhood characteristics.

The Town's overall goal for this study is to develop a feasible plan to address gaps in sidewalk connectivity, obstacles to pedestrian and bicycle safety, including cut-through vehicular traffic, and deficiencies in public awareness of safe and convenient pedestrian and bicycle routes. The Town of Lauderdale-By-The-Sea will be undertaking the redesign and construction of the El Mar corridor. The El Mar Drive project is not a part of this study.

Due to social distancing guidelines caused by Covid-19, the in-person public involvement workshop was changed to an online presentation during a Town Commission meeting with an online survey provided online via the Town website over a 2-week period. Major findings based on survey results and analyses conclude that walking is a primary method of traveling in and around Lauderdale-By-The-Sea, furthering the importance of this study. Additionally, the majority of survey respondents feel safe walking and biking within Lauderdale-By-The-Sea. However, there are resident concerns regarding safety at certain intersections and cut through traffic.

Lauderdale-By-The-Sea has successfully demonstrated that walking and biking are viable modes of mobility in the community. The objective is to support these modes with infrastructure investment, policy, and regulation. Using the data collected and public input, the study identifies pedestrian and bicycling issues, needs, constraints and opportunities within the Town. The final analysis addresses each of the following:

- Concerns/problems identified by the community
- Gaps in the sidewalk and bikeway networks
- Midblock and other points where crossings could be developed
- Corridors and intersections where safety may be enhanced through infrastructure improvements
- Traffic calming needs to address identified problems that threaten pedestrian and bicyclist safety, especially cut-through traffic

The outcomes from this analysis will be beneficial to the Town and may be a catalyst for increased active transportation, which includes bicycling and walking, and physical activity by residents and visitors with a complete network. Additionally, recommendations for enhanced bicycle and pedestrian infrastructure and connectivity to pathways to the beach and commercial areas from the neighborhoods and public parking, including any needed improvements for crossings are provided. Areas where levels of stress negatively impacting comfortable walking and bicycling are as provided from survey respondents.

Potential techniques for traffic calming on roadways other than signage are evaluated and presented to the Town as a toolbox for further consideration. Preliminary recommendations to address the identified needs are provided with alternative solutions that include physical improvements, such as additional sidewalk and bikeway segments, streetscape improvements, alterations within the right-of-way to slow traffic and discourage cut-through traffic, wayfinding signage, and public outreach materials.

The goals are to:

- Improve the quality of life for all Lauderdale-By-The-Sea residents and visitors;
- Provide a network of mobility alternatives, by providing the best facilities for the most basic transportation that provides equitable access;
- Support pedestrian oriented development that creates a functional high-quality community that serves generations to come; and
- Many communities including Lauderdale-By-The-Sea demonstrate that walking and biking are viable modes of mobility in the urban environment. These modes of travel support infrastructure improvements, policy, and investments. The goal is that more people begin to walk and bike as modes of travel to home, work, and recreation. The data collected here is a building block for the development of successful plans and programs.

Key recommendations include:

- Traffic calming studies to address concerns along rights-of-way including but not limited to Codrington Drive, Imperial Lane, Bougainvilla Drive, Poinciana Street, Seagrape Drive, and Washingtonia Avenue, to name a few;
- Crosswalk improvements along Seagrape Drive;
- Reduction of neighborhood vehicle speed from 25 mph to 20 mph; and
- Infill sidewalks to connect to existing grid along Washingtonia Avenue, Bougainvilla Drive, Poinciana Street, Seagrape Drive, and Hibiscus Avenue.

The following are selected projects based on scoring and public input:

- Sidewalk connectivity along Hibiscus Avenue from Seagrape Drive to Bougainvilla Drive;
- Crosswalk improvement at Hibiscus and Bougainvilla Drive; and
- Crosswalk at Seagrape Drive/Washingtonia Avenue to provide east west connectivity.

This analysis advances the Town of Lauderdale-By-The-Sea's efforts to improve bicycle and pedestrian circulation and safety in the Town. Providing improved crossings, enhanced signage, lighting, shade, benches, and other amenities in high pedestrian locations are a few recommended solutions to enhance the overall experience for residents and visitors. These recommended improvements can efficiently and effectively increase people's ability to move around the community, thereby enhancing the quality of life while maintaining the character of the Town.

Summary of Recommendations

Location	Sidewalk Infill	Mid-block Crosswalks	Crosswalk Improvements	Education	Policy	Sharrow	Bicycle Racks	Bike Lanes	Traffic Calming Study	Amenities (Shade, Lighting Landscaping, Public Art, Pet Amenities (Waste Bags & Disposal), Etc.
Basin Drive										
Beach access at A1A North							X			X
Beach access at A1A South							X			X
Beach access at Hibiscus Avenue							X			
Beach access behind Mulligan's (14c Commercial Boulevard)			X							
Bougainvilla Drive from Pine Avenue to Hibiscus Avenue								X		
Bougainvilla Drive at Friedt Family Park (provide beach access to path at south side of park)		X								
Bougainvilla Drive at north side of Friedt Family Park (flashers)			X							
Bougainvilla Drive at Visitor Center		X								
Bougainvilla Drive at Hibiscus Avenue			X							
Bougainvilla Drive from Commercial Boulevard to Visitor Center										X
Bougainvilla Drive									X	
Bougainvilla Drive										
Commercial Boulevard on north side between A1A & El Mar Drive							X			
Codrington Drive									X	
East Tradewinds Avenue									X	
Hibiscus Avenue									X	
Hibiscus Avenue from Seagrape Drive to Bougainvilla Drive	X									
Imperial Lane									X	
Lombardy Avenue									X	
A1A from Imperial Lane to Codrington Drive								X		
A1A		X	X							
Pine Avenue									X	
Poinciana Street at Friedt Family Park		X								
Poinciana Street from Friedt Family Park to Commercial Boulevard	X									
Poinciana Street at Washingtonia Avenue			X							
Poinciana Street									X	
Poinciana Street										X
Seagrape Drive at Washingtonia Avenue			X							
Seagrape Drive south of Commercial Boulevard									X	
Seagrape Drive from Commercial Boulevard to Hibiscus Avenue	X									
South Tradewinds Avenue									X	
Townwide				X	X	X			X	X
Washingtonia Avenue									X	X
Washintonia Avenue from Seagrape Drive to Poinciana Street	X									
West Tradewinds Avenue									X	

INTRODUCTION

The Town of Lauderdale-By-The-Sea will be undertaking the redesign and construction of the El Mar corridor. The El Mar Drive project is not a part of this study. Pedestrian facilities as an alternative to automobile travel are vital to Lauderdale-By-The-Sea as a tourist destination. The Town of Lauderdale-By-The-Sea desires to improve local pedestrian safety and comfort through the evaluation of existing infrastructure, study of existing and needs and planning for new facilities. The Town has, in recent years, been active in improving the local streetscape. The eastern end of Commercial Boulevard is an excellent example of the Town's desire to create a more pedestrian-oriented environment. The improvement of pedestrian and cyclist safety, and the connectivity of residents and visitors to the beaches and commercial areas is central to this study, as is the evaluation of traffic calming needs on residential neighborhood streets such as Seagrape Drive, Imperial Lane, and Codrington Drive. The emphasis of this study will be within the southern portion of the Town in areas south of Pine Avenue.

This report is focused on improving mobility within the Town of Lauderdale-By-The-Sea by enhancing its multi-modal transportation system and supporting access and connectivity as a way of improving the quality of life. The vision is to achieve an interconnected community by building infrastructure that will support the goal of developing a network with connections through sidewalk and bicycle enhancements that will improve access to beaches and commercial areas for residents and visitors. The Town commissioned this study to determine the needs and options for encouraging a healthy community that incorporates bicycling and walking, thereby promoting a live, work, and play community. This study consists of the following:

1. Introduction
2. Study Approach
3. Vision
4. Background
5. Existing Conditions
6. Goals & Recommendations

A bicycle and pedestrian study can assist in identifying challenges and implementing strategies to improve accessibility, connectivity and safety of non-motorized trips. This Plan examines the priorities, requirements, methods, and resources that can be utilized to develop, implement and maintain a safe, functional bicycle and pedestrian-friendly environment in the Town of Lauderdale-By-The-Sea.

Bicyclists and pedestrians play a critical role within the transportation system. The infrastructure needed to facilitate these types of trips helps to connect people to services, facilities, and surrounding areas. The objective of this study is to capture current trends in bicycle and pedestrian travel, and to identify opportunities to increase non-motorized travel. Improving and promoting non-motorized travel in the Town will enhance a variety of aspects within this network, including accessibility, usability, connectivity, safety, public health, social equity, the environment, and quality of life for residents and visitors. Trends in pedestrian and bicycle travel will be used to develop, expand and prioritize programs to improve and expand pedestrian and bicycle facilities throughout Lauderdale-By-The-Sea. This bicycle and pedestrian study will examine the Town's current transportation network to identify potential improvement areas and opportunities to encourage more people to use pedestrian and bicycle networks.

▶ STUDY APPROACH

This study will provide a feasible plan to address gaps in sidewalk connectivity, obstacles to pedestrian and bicycle safety, including cut-through vehicular traffic, and deficiencies in public awareness of safe and convenient pedestrian and bicycle routes. Following the kick-off meeting and data collection tasks a public involvement survey was placed on the Town website for two weeks. Using the data collected and public input, pedestrian and bicycling issues, needs, constraints and opportunities are been identified. The analysis addresses concerns identified by the community, gaps in the sidewalk and bikeway networks, corridor and intersection improvements, and traffic calming needs.

Public Engagement Findings

Public Engagement for this study began with a presentation to the public via Town Commission meeting on May 26, 2020. A short presentation was given providing background on the project and its findings. The audience was given the opportunity to comment on what they perceived as existing issues affecting Lauderdale-By-The-Sea and provide feedback via an online survey, utilizing Survey Monkey, available for input from residents and stakeholders for a 2 week time frame. After a total of 182 responses, the outcome of the survey provided the following data (detailed results for all questions can be found in Appendix B):

Walking was the primary method of traveling in and around Lauderdale-By-The-Sea, followed by vehicular travel and biking.

Q1 What is the primary way you get around Lauderdale-By-The-Sea?
(1 is use frequently - 6 is use the least)

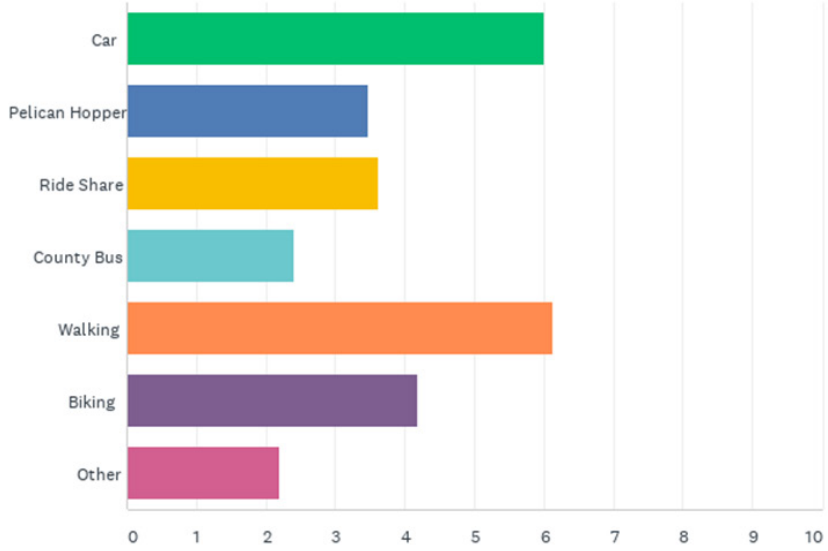

Nearly 80% of respondents felt safe walking/biking within Lauderdale-By-The-Sea. However, respondents do not feel safe at the intersection of A1A and Commercial Boulevard and expressed that lower speeds could help them feel safer, particularly on El Mar Drive. Lighting and sidewalk improvements such as trip hazards and obstructions, were also listed as concerns, particularly on El Mar Drive.

Q5 Do you feel safe walking/biking/running in Lauderdale-By-The-Sea?

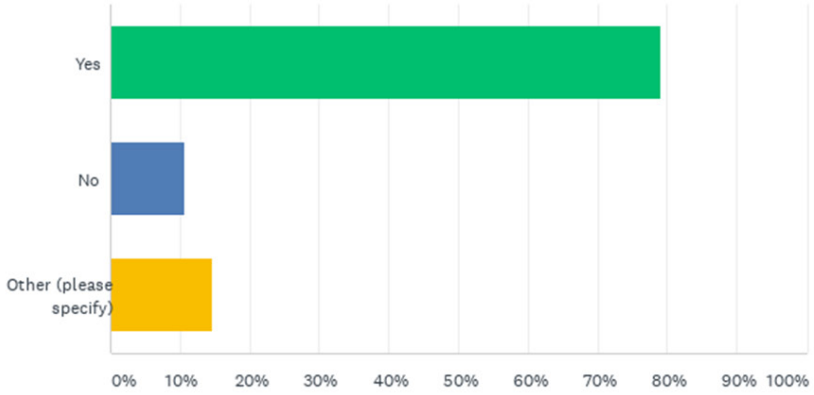

Although nearly 80% of respondents feel safe walking, biking, and running in the Town, when asked if in their neighborhood are there streets that they would consider dangerous, the following were listed.

- Bougainvilla Drive
- Ocean Drive/A1A
- El Mar Drive
- Imperial Lane & A1A
- Bel Aire Avenue
- Tradewinds Avenue

Unsafe conditions due to speeding and cut through traffic were identified at the following locations:

- Seagrape Drive south of Commercial Boulevard
- Intersection of Washingtonia Avenue and Seagrape Drive
- South Tradewinds Avenue
- East Tradewinds Avenue

Regarding comfort nearly 75% of respondents alter their route based on lack of shade.

Q8 Do you ever alter your walking/biking/running route to be in the shade?

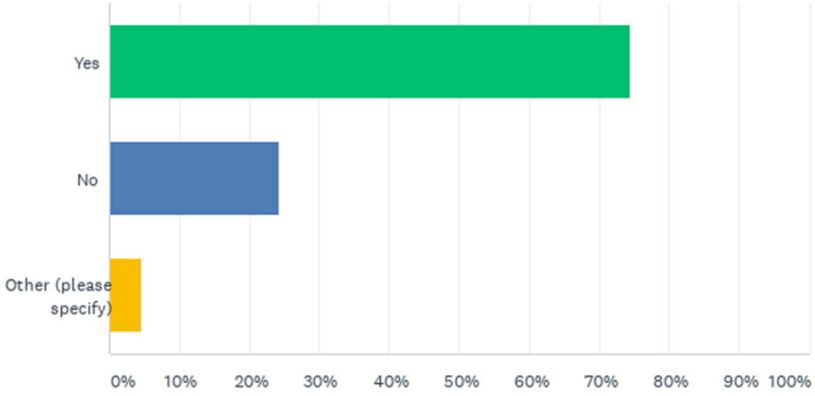

Additionally, there were quite a few complaints regarding bicyclist safety and bicyclists not following laws and endangering pedestrians. This can be easily resolved by implementing an educational program for cyclists throughout the Town.

Project Overview

COMPLETE STREETS

With crash rates rising in South Florida, the major aspect being planned for in our rights-of-way is the portion used by motor vehicles. Complete Streets utilize the right-of-way for each mode, (roadway, bicycle, pedestrians, and transit) where appropriate. Some features that a Complete Street may include are sidewalks, bike lanes, bike facilities, bus lanes, comfortable and accessible public transportation stops, frequent and safe crossing opportunities, median refuges, accessible pedestrian signals, landscaped curb extensions, bioswales, roundabouts, on-street parking, and secure bicycle parking, among others. Complete Streets are streets for everyone. They are designed and operated to enable safe access for all users, including pedestrians, bicyclists, motorists and transit riders of all ages and abilities. Complete Streets make it easy to cross the street, walk to shops, and bicycle to work. They allow buses to run on time and make it safe for people to walk to and from train stations.(Source: Smartgrowthamerica.org)

Lauderdale-By-The-Sea has implemented Complete Street concepts throughout the Town and is making strides to insure all right-of-ways are planned, designed, and operated for all modes of transportation. The areas surrounding the intersection of Commercial Boulevard and El Mar Drive are prime examples. Fully accessible by bicyclists, pedestrians, and vehicles, this area has it all. Regardless of age or ability this well planned area provides ample seating and shade for visitors to stay and enjoy the area. Auto dominant streets in South Florida inhibit transportation alternatives by making walking, bicycling, and taking public transportation difficult and unattractive. The presence of sidewalks and bike lanes give people options, and will reduce automobile congestion as sidewalk networks are built, creating a viable way to move.

The health benefits to complete streets are the opportunity to be active as part of daily life, decreasing probability of chronic diseases and other negative health outcomes credited to inactive lifestyles. Complete streets also provide roadway capacity by improving efficiency, equity for all users of all abilities and ages, public health, and safety.

PEDESTRIAN

The goal of the pedestrian environment is accessibility for all users, including the handicapped, young people and elderly. Sidewalks should be of adequate width, generally at least two people standing side-by-side in one direction and with room to pass walkers in the opposite direction. Federal guidelines require a minimum 4 foot sidewalk. However, wheel chair users need a minimum of 5 feet to turn around. Sidewalks and pathways should lack gaps, and should be continuous from block to block. Safety is of the utmost importance, not only the perception of safety, but also shelter from traffic, and reduction of accidents, injuries and fatalities. Appropriate drainage both on sidewalk and in the street to prevent standing water and pedestrians getting splashed while walking is also important.

PEDESTRIAN CROSSWALKS

The principles above are critical for pedestrians crossing the street. Crosswalks should be clear of obstructions and located so that they are visible to both drivers and pedestrians. Ideally, there should be legible signs and signals that offer direction for the driver and pedestrian. Mid-block crosswalks should be located where needed and combined with traffic calming measure where appropriate. On wider and busier streets, a center island median can be a critical safety measure. Crosswalks can be an enhancement to the environment, they can be "Public Art", and don't all have to look the same. There are many Lauderdale-By-The-Sea crosswalks that use patterns and colors to differentiate them from the street surface.

BICYCLING

Bicycling is a great way to enjoy time outdoors, run quick errands, get exercise and enjoy social events. To be enjoyable and a viable alternative to driving, it must be viewed as safe, convenient, and comfortable. The ideal bicycling network will consist of a grid of ½ mile to be sufficient in completing a local network. Bicycling facilities should include lighting, signage, and bollards (where appropriate), which enhance safety. Bicyclists can benefit from a cohesive wayfinding system as well. Persons who ride bicycles on streets are required to obey all traffic laws and signals similar to motor vehicles.

TRANSIT

To make transit a more usable mode, facilities should include shelter from the elements in case of rain, places to sit and rest, trash cans to ensure cleanliness, and availability of transit information. Transit stops should be easily accessible, including ADA compliance, which include landing pads for wheelchairs, appropriate ramps, and safe access, including appropriate places to cross before and after bus travel. Benches should be placed at stops with longer than 5 minute headways and shelters should be placed at stops with 10 minutes or greater headways. The Town is currently working with Broward County Transit (BCT) to upgrade many bus stops in LBTS to include new shelters, improved access and facilities. In some cases bus stops are being relocated to increase safety, as well as access to specific destinations (for example, the Town's Visitor Center).

ROADWAYS

Roadway design should ensure visibility for driver, pedestrian, and cyclist. It should ensure implementation of safe crossings and improved lighting. Control of speed through the use of traffic calming, and reduction of conflict points are tools which can be utilized to promote safety on the road.

Traffic Calming

Congestion on major roadways is the cause of cut-through traffic on once quiet neighborhood streets. In order to preserve the safety and quality of life for residents, commonly used traffic calming devices including speed humps, speed tables, chicanes, and narrower lanes, are being installed on neighborhood roadways. Another traffic calming measure that could be used is making areas texturally different. The idea is to raise the awareness of the driver and cyclist. Brick, stamped asphalt, and thermoplastic, are materials commonly used. Vertical impediments include speed tables and speed humps. Horizontal impediments, such as traffic circles, are designed to get the driver to pay attention and slow speed. Road narrowing reduces lane widths creating slower speeds. Partially or fully closing roads is another method, however changes to the historical development patterns of the Town should be considered only as a last resort.

Goal 2.3 of the FY2018 Action Plan is to reduce traffic in residential neighborhoods through the use of traffic calming initiatives in neighborhoods.

▼ SPEED TABLES/SPEED HUMPS

Speed tables are midblock traffic calming devices that raise the entire wheelbase of a vehicle to reduce its traffic speed. They are longer than speed bumps, and are flat-topped. Speed humps are the most commonly used vertical deflections throughout the Town. Vertical deflections include speed humps, tables, and textured crosswalks, raised intersections, and sidewalk extensions.

Speed Table

Speed Hump

◄ CHICANE

A chicane is a mid-block island or curb extension that narrows the roadway. The intent is to encourage slower traffic movement. These areas can be used to incorporate better landscaping and beautification.

CURB EXTENSIONS ►

Curb extensions also known as bulb-outs narrow the roadway, slowing traffic and creating a more pedestrian friendly environment. A curb extension located at Imperial Lane is pictured on the right.

CHOKERS ►

Chokers are build-outs similar to bulb outs also known as curb extensions, (located closer to intersections) that narrow the road and change the perception to drivers. Narrowing using this form can still allow for two-way traffic.

▼ RAISED CROSSWALKS WITH MIDBLOCK MEDIAN ISLAND

Mid-block medians are used to narrow a street. They are effective in reducing travel speeds.

Traffic Engineers are responsible for reviewing speeds and volumes on local streets. It is recommended that traffic counts and speeds be analyzed on local roads in order to determine if traffic calming treatments are appropriate and if so which method(s) should be used.

Treatments can be effective for reducing vehicle speeds, but resident concerns are possible. Public outreach should also be performed in order to assess the experiences and suggestions of residents along these single-family corridors where cut-through traffic is prevalent.

West Tradewinds Avenue

The following table shows the speed impacts of traffic calming measures.

Speed Impacts of Traffic Calming Measures

Treatment	Sample Size	Average Speed After Traffic Calming (mph)	Average Cahnge in Speed with Traffic Calming (mph)	Average % Change in Speed with Traffic Calming (mph)
12′ Humps	184	27.3 (4.0)	-7.8 (3.7)	-22 (9)
14′ Humps	15	25.6 (2.1)	-7.7 (2.1)	-23 (9)
22′ Tables (Raised Sidewalks)	78	29.2 (3.1)	-7.3 (3.4)	-20 (8)
Raised Intersections	3	34.3 (6.0)	-0.3 (3.8)	-1 (10)
Narrowings (Chicanes, Pinchpoints, Neckdowns)	7	32.3 (2.8)	-2.6 (5.5)	-4 (22)

* Values in parentheses are standard deviations from the average.
Source: U.S. Traffic Calming Manual. Ewing, 2009:63

▶ VISION

The Town of Lauderdale-By-The-Sea is committed to providing a safe, sustainable transportation system for its residents, visitors, and businesses. The Town is also committed to supporting and encouraging the use of non-motorized transportation. These goals, however, exist in the context of a street system that has been engineered to facilitate and prioritize the movement of people in and out of the Town via motor vehicles, resulting in the reduction of non-motorized transportation.

It is evident that maintaining and furthering this transportation model is costly to the Town in many ways such as an increase in air pollution, more potential for crashes and injuries, an increasingly sedentary lifestyle, maintenance and operations costs, and inefficient urban land use; therefore there is a need for efficient public transportation and multimodal systems.

The FY 2019 Town Action Plan mission is for the overall improvement of the Town. Goals relevant to this study include the following:

- **Goal 3.2 Maintain and improve the walkability of the Town**
- **Goal 3.23 Develop a Walkability and Bike Master Plan for the main streets in Town.**

The above-mentioned goals further the Town's commitment to alternative modes of transportation.

The Town of Lauderdale-By-The-Sea will be undertaking the redesign and construction of the El Mar corridor. The El Mar Drive project is not a part of this study.

There are many residential and commercial areas in the Town which play a significant role in how people live, work, and enjoy life. Providing access to the beach and other desirable areas in the Town is very important. This access allows for individuals to have a greater sense of mobility, which in turn, allows for individuals to have a greater sense of place within their community.

What is mobility? Mobility can be defined as the movement of goods and people. Everything we do, everything a community needs and does, is focused around mobility. Whether it is the movement of a truck driver delivering shipments or if it's someone traveling back from the grocery store, or walking the kids to the beach, mobility is what maintains a thriving community. Planning for improvements to mobility is the goal of this plan.

Ensuring efficient mobility in the future will involve planning for increased movement and usage. As the area will likely have more pedestrian and economic activity, there will be a greater need to ensure connectivity throughout the Town and safety for the people using the grid system. This project will assist the vibrant vision that the Town of Lauderdale-By-The-Sea has for its current and future residents by promoting effective recommendations in the pedestrian and bicycle networks.

Providing for safe and reliable circulation options for non-motorized transportation is the foundation of this project. Having safe, convenient, and useable options for pedestrians and bicyclists to reach their destinations is vital to ensure future success. Ensuring safe, useable, and enjoyable pedestrian and bicycle activity requires careful and crucial analysis and placement of new infrastructure. Merely having new sidewalks is not enough. Connecting existing infrastructure is a critical component of ensuring an efficient sidewalk and bike path system. Remaining consistent throughout the Town is also very important. Being consistent and placing appropriate infrastructure in new areas is important to ensure people who use it will be happy, safe, and well connected throughout the Town. Maintaining consistency is important not only for the safety of individuals but also the enjoyability of each person who uses alternative modes of transportation. Being consistent with sidewalk placement does not mean sidewalks will be placed in every residential area or down every side street. Being consistent with the placement means providing the Town with a well-connected, safe sidewalk network. This is also true for bicycle routes. This plan understands the nature of the community and the desires of the people. With this understanding, the plan will work to improve overall connectivity, address gaps in the sidewalk and bicycle network, and address obstacles to pedestrian and bicycle safety.

▶ BACKGROUND

Demographics

The Town of Lauderdale-By-The-Sea is approximately 1.5 square miles in area, is located in Broward County along Florida's "Gold Coast" and borders the Atlantic Ocean. Located next to the cities of Fort Lauderdale and Pompano Beach and between Palm Beach and Miami-Dade counties, the Town is positioned in a great location for many visitors and residents to enjoy a high-quality way of life. The Town is primarily built-out, but is experiencing some redevelopment of existing commercial properties and remodeling of existing single-family homes.

There are approximately 6,600 people who call the Town home year round. When the winter months arrive, the Town population grows to over 10,000 people. The median age of Lauderdale-By-The-Sea residents is 62.2 (Source US Census ACS 5 Year) compared to 40 in Broward County. With no schools and no public hospitals within the Town, employment is primarily executive/managerial, professional, sales, and hospitality. The major industries include finance, hospitality, insurance, real estate, retail trade, and tourism. The Town is home to oceanfront beaches, award-winning beach portals, tennis courts, shuffleboard and bocce ball courts, a children's park, basketball court, and a community center. Also, one of four piers in Broward County (Anglin's Pier) is located in Lauderdale-By-The-Sea.

Lauderdale-By-The-Sea's major roadways include State Road A1A, also called North Ocean Drive, South Ocean Drive, or South Ocean Boulevard, traveling from north to south, and Commercial Boulevard, the only east/west road that goes directly into the Town. Residents and visitors are able to use public transit options to help travel around and connect to the mainland and nearby shopping in Sea Ranch Lakes. The Town operates the Pelican Hopper community shuttle, and Broward County provides regional bus service through the area.

The community is primarily residential and has a unique, village-like atmosphere that the Town is committed to maintaining. In keeping with the charter-mandated low-rise, pedestrian-scale development, the Town promotes pedestrian and bicycle accessibility for its residents and visitors. By developing a plan to improve connectivity and circulation throughout the Town, residents and visitors will have better accessibility to popular destinations, such as the beach and the Commercial Boulevard corridor.

The Town understands accessibility and connectivity are very important for the community. Over 10% of housing

units in the Town of Lauderdale-By-The-Sea have no vehicle, while nearly 60% have only one vehicle. Nearly 2% bicycle to work compared to Broward County 0.6%, and 3.55% of Town residents walk to work compared to Broward County 1.17%. The Town of Lauderdale-By-The-Sea has an overall higher percentage of pedestrians and cyclists. However, Lauderdale-By-The-Sea has only .57% of its residents taking public transit to work, while Broward County has 2.65%; this may be because over 15% of Lauderdale-By-The-Sea residents work from home.

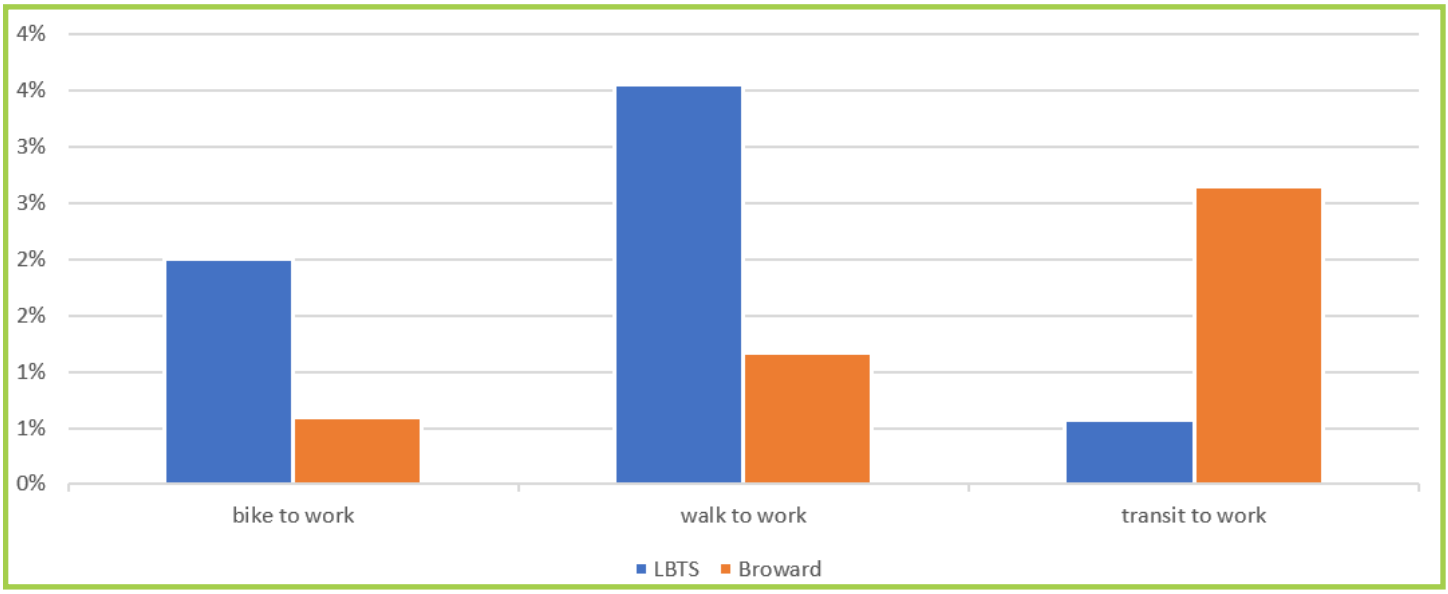

Source: Broward MPO

With an aging population, the Town is seeking mobility options for those who are not able to drive or do not own a vehicle. Improvements to bicycle and pedestrian infrastructure will be a benefit to the community and those seeking a lower-cost alternative to driving.

The Town is continuing to update and improve the existing travel network by reconstructing Commercial Boulevard with improved pedestrian features, new traffic signals, streetlights, pavers, and landscaping. In addition to the recent modifications focusing on public transit, bikeways, and signage, the Town is dedicated to improving connectivity, accessibility, usability, and safety.

Transportation Network

Roadways within the Town fall into four categories of responsibility.

1. State
2. County
3. Local
4. Private

Each jurisdiction provides routine maintenance on the roadways, and all roadway traffic controls, such as speed limits signs, stop signs, and traffic signals, fall under the jurisdiction of and are maintained by Broward County. Lauderdale-By-The-Sea must work across multiple jurisdictions to effect systematic changes affecting vehicular, bicycle, and pedestrian traffic.

LAUDERDALE BY·THE·SEA

Future Traffic LOS

Legend

Beach Area

Roads

Collector (Local)

Minor Arterial (State)

Bicycle Facilities

Marked Bike Lane

Bicycle Wide Curb Lane

Transit Routes

Route 11

Route 55

Town of Lauderdale-By-The-Sea

Commercial Area

AADT - Annual Average Daily Traffic based upon 2035 data
SMA - State Minor Arterial
CC - City Collector
LC - Local Collector
2L - Two Lane Roadway
3L - Three Lane (One lane in each direction plus center scramble or turn lane)
4LD - Four Lane Divided Roadway

Notes:
Minor Arterials are Maintained by the State & are Evacuation Routes.
Sidewalks provided all Minor Arterials & Collectors

N

0 500 1,000 1,500 2,000 Feet

Date: 07/07/2016

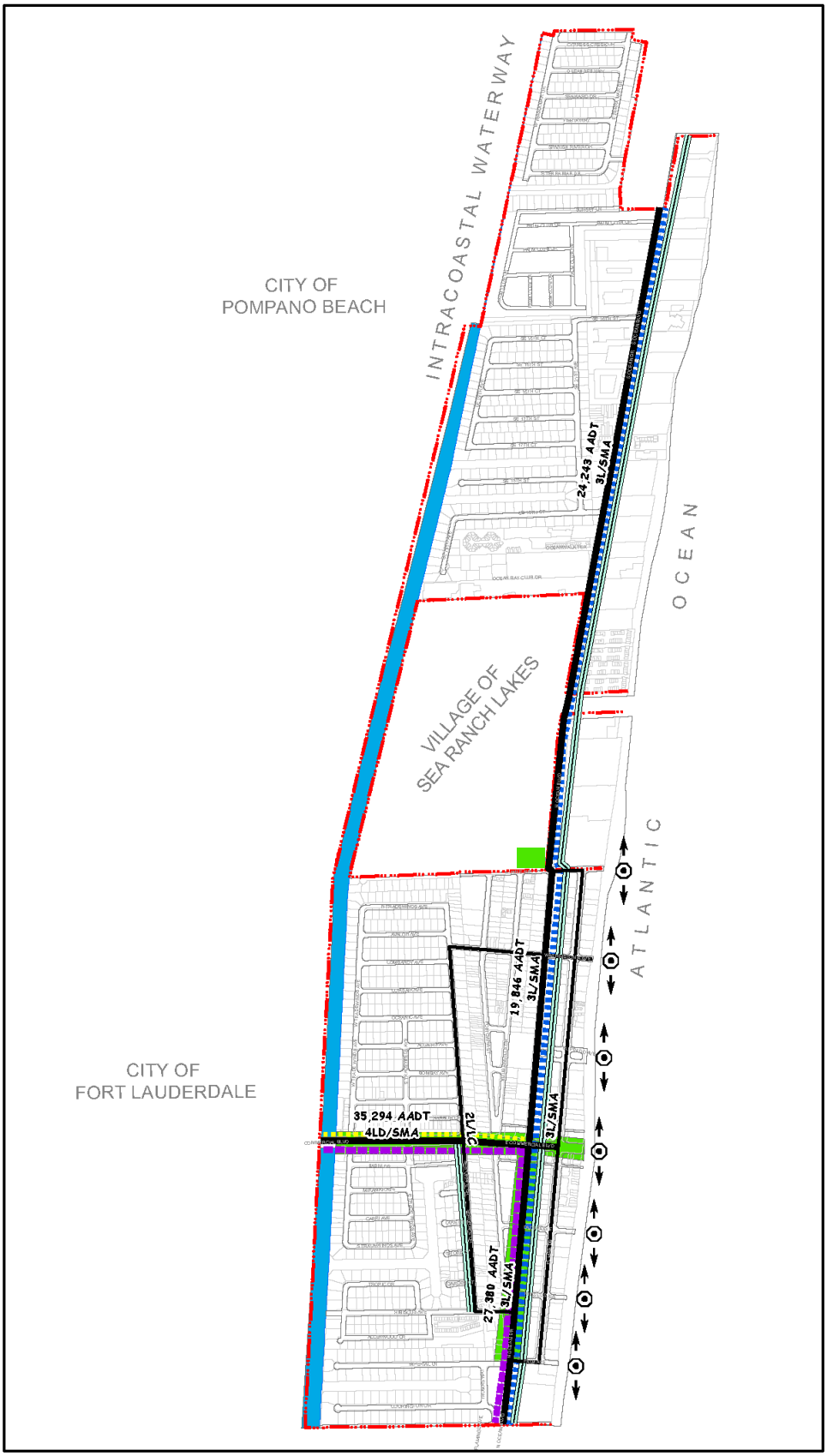

Source: Town of Lauderdale-By-The-Sea

The Level of Service provides traffic volumes in terms of Annual Average Daily Traffic (AADT). Annual Average Daily Traffic (AADT) is an estimate of the average daily traffic along a defined segment of roadway. This value is calculated from short term counts taken along the same section which are then factored to produce the estimate of AADT.

Since AADT corresponds to an average value based on a series of short term counts along a particular roadway, no specific date can be tied to the discrete values. These values account for seasonal traffic changes typically over a one-year period.

Commercial Boulevard is currently the only eastern road into the Town. As provided by the Broward County MPO, the current Level of Service (LOS) for Commercial Boulevard is LOS F (Forced or breakdown flow) - Commercial Boulevard and A1A (south of Commercial Boulevard). A1A or Ocean Boulevard is the Town's major north-south corridor with a Level of Service between LOS D (Approaching unstable flow) and E (Unstable flow) A1A Ocean Boulevard (north of Commercial). This level of service shows that there is congestion on the Town's major roadways, thus providing alternative mobility options as key to alleviating congestion.

Lauderdale-By-The-Sea's maintenance responsibility of roads includes policing, paving, sidewalk maintenance, and cleaning. Over the years, the Town has taken jurisdiction of most of the neighborhood streets through agreements with the County. Local roads compose the most significant component of Lauderdale-By-The-Sea's road infrastructure.

▶ EXISTING CONDITIONS

Lauderdale-By-The-Sea is currently not connected by a cohesive network of bicycle and pedestrian facilities. Minimal and generally sporadic sidewalk facilities exist on roads. Bicycle and pedestrian facilities exist on major corridors such as Commercial Boulevard, A1A, and sporadically on Seagrape Drive, Bougainvilla Drive, and Poinciana Street. Most sidewalks and bicycle paths are in moderate disrepair such as faded bicycle lane lines and sidewalk cracks, and needs resurfacing, landscape maintenance and other general safety improvements.



Sidewalks have generally not been provided on local streets. This has been a conscious choice by the Town in the single family neighborhoods. The thought among homeowners is that they decrease property values, but there is no evidence of this. In fact Planners and real estate agents alike believe sidewalks increase property values, particularly in suburban areas. Traffic intrusion is a problem in Lauderdale-By-The-Sea, specifically traffic cuts through the neighborhoods attempting to avoid congestion on the main roads. To remedy this problem, Lauderdale-By-The-Sea needs to develop a traffic calming network. The logical extension of this would be to enhance bicycle and pedestrian facilities.

Land Use

In considering how to complete the grid, it is important to understand how people connect from an origin and destination standpoint. People may ride their bicycles from residence to residence to visit neighbors and friends, but they may also ride from residence to parks, to employment, to retail and restaurants, to grocery stores, and to transit. Of course, there is also the return trip. However, for the purposes of this exercise, we can definitively split the Town's land use into two characteristic groups – base origins (where you start from at the beginning of the day – your residential areas) and destinations (commercial, park, beach, job). The map breaks down the community from this standpoint, with red representing destinations.

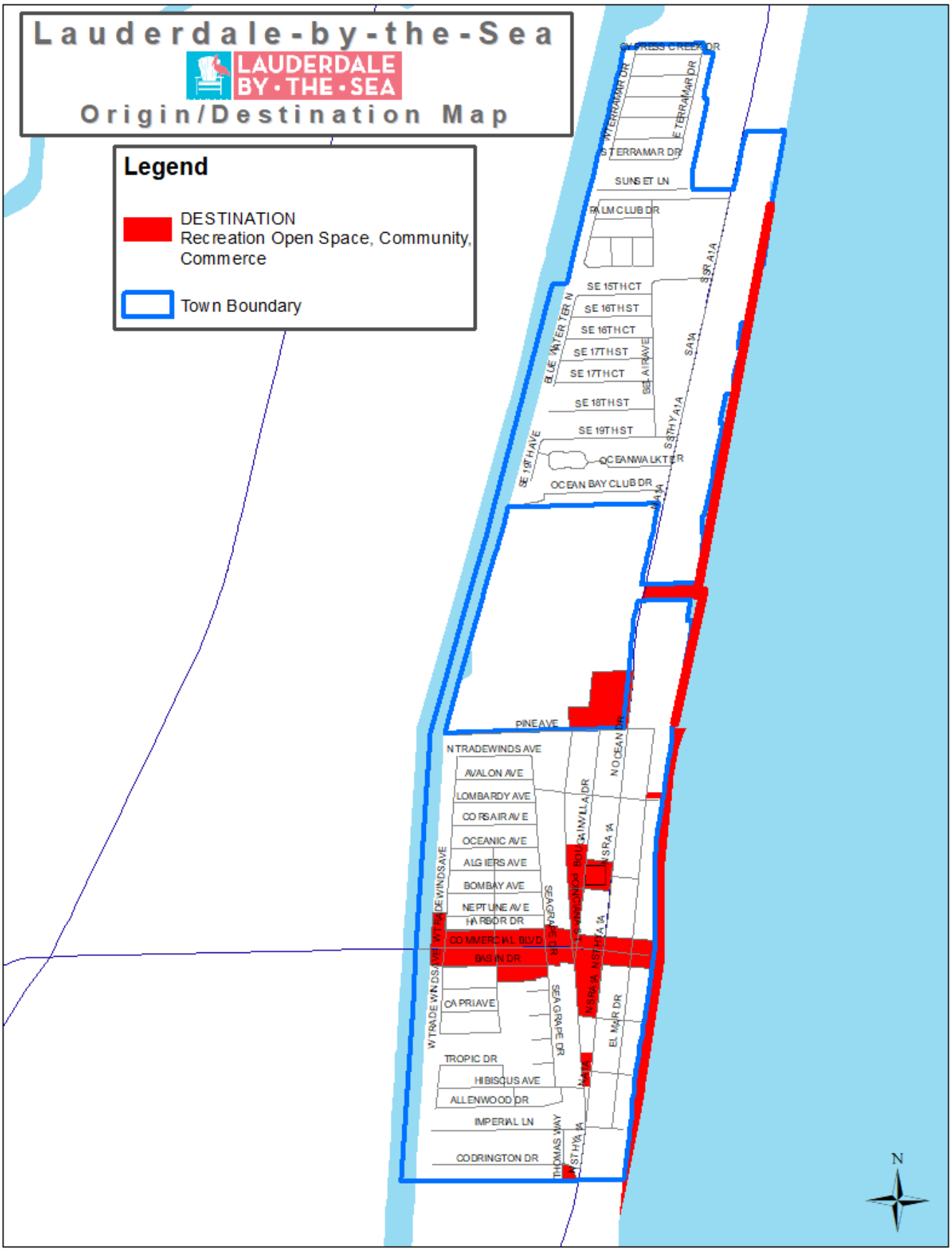
Lauderdale-by-the-Sea
LAUDERDALE BY • THE • SEA
Origin/Destination Map
Legend
DESTINATION
Recreation Open Space, Community, Commerce
Town Boundary
CYPRESS CREEK DR
W TERRAMAR DR
E TERRAMAR DR
S TERRAMAR DR
SUNSET LN
PALM CLUB DR
SE 15TH CT
SE 16TH ST
SE 16TH CT
SE 17TH ST
SE 17TH CT
SE 18TH ST
SE 19TH ST
SE 19TH AVE
OCEAN WALK TER
OCEAN BAY CLUB DR
BLUE WATER TER N
BEL AIR AVE
S OCEAN DR
S A1A
PINE AVE
N TRADEWINDS AVE
AVALON AVE
LOMBARDY AVE
CORSAIR AVE
OCEANIC AVE
ALGIERS AVE
BOMBAY AVE
NEPTUNE AVE
HARBOR DR
COMMERCIAL BLVD
BASIN DR
CAPRI AVE
TROPIC DR
HIBISCUS AVE
ALLENWOOD DR
IMPERIAL LN
CODRINGTON DR
W TRADEWINDS AVE
SEAGRAPE DR
THOMAS WAY
N OCEAN DR
BOUGAINVILLA DR
N S R A 1A
EL MAR DR
N
S

Accessibility and Connectivity

Pedestrian Facilities

Lauderdale-By-The-Sea is seeking better connectivity between the low-density residential neighborhoods which do not have or warrant sidewalks to an essential grid of sidewalks, in order to better access the commercial corridor and the beach. This is focused on assuring a basic sidewalk system is in place. While it is true that not every street needs a sidewalk, many streets, particularly those that frame the core residential neighborhoods, do. These roads are generally more than local streets and are mainly categorized as collectors and arterials and are primarily defined as through streets.

The optimal outcome would be 5' sidewalks on both sides of the road surface. However, it is worth noting that some streets in Lauderdale-By-The-Sea may not have sufficient right-of-way to support 5' sidewalks on both sides. These would be used to facilitate very short walking trips in a safe manner.

SIDEWALK INVENTORY

For the purposes of this study a detailed analysis of sidewalks throughout the Town was conducted. The adjacent map depicts the results of this inventory. Based on this analysis, it is determined that there are nearly no sidewalks throughout single family neighborhoods within the Town of Lauderdale-by-the Sea. While the Town currently has 32 miles of roadway, approximately 15 miles have no sidewalks. Existing sidewalks vary in width but are generally between 4 feet and 5 feet. Some areas near El Prado Park have 8 foot wide sidewalks. For local neighborhoods 5 feet of width is adequate. Five feet generally allows people to walk side by side and for bi-directional traffic. Seagrape Drive has a 6 foot wide sidewalk only on the west side of the right-of-way.

Walkability is key in commercial corridors and beach access areas, as shown on the Origin/Destination map.

The vision and the goal of the Lauderdale-By-The-Sea residents in terms of sidewalks can be met with a simple grid. This grid would bring sidewalk access to the periphery of every neighborhood. By utilizing these major roadways, many of the important locations throughout the Town including commercial areas, beaches, and parks would have good coverage in terms of sidewalk infrastructure. This too would allow safe pedestrian access to these locations.

It is apparent that local connectivity is an issue in Lauderdale-By-The-Sea. Washingtonia Avenue is the only east/west corridor linking single family residential to North/South local roads Seagrape Drive, Poinciana Street, and Bougainvilla Drive.

To achieve local connectivity, the Town should strive to connect the residential streets and the basic sidewalk grid with major generators such as the beach and commercial activity centers. This would be used for longer distance walking and bicycle trips from the residential neighborhoods to parks or local shopping areas. It would be intended that these trips are more recreational and would be categorized by very wide 8′ sidewalks or multi-use paths on each side of the road separated from the roads travel surface.

Connectivity to Friedt Family Park

The goal for local connectivity is to connect the existing locations that would likely benefit from having this type of infrastructure in place. These places include the local parks, commercial activity centers, and beaches. By connecting these sites, a user could get to nearly any pedestrian friendly location within the Town without having to travel on the roadway. Lauderdale-By-The-Sea also has paths that connect through the midblock. One example is the beach path that connects Sea Watch Restaurant and the Royal Coast Condominiums. Connecting the paths will allow the path users a safe and active way to get to the path for their recreational purposes.

Pedestrian connectivity improvements are needed in areas where there may be high pedestrian activity, such as behind Friedt Family Park. Creating a midblock crossing to existing sidewalk across the street would provide for better accessibility on Poinciana Street. Additional recommendations are provided in this report.

SIGNALIZATION

Below are the signalized intersections installed by Broward County and maintained by Lauderdale-By-The-Sea.

Intersection by Signal Type

FILE NO	MAJOR STREET	MINOR STREET	CITY 1	DEVICE TYPE	TYPE	AUDIBLE	PREEMPTION	SIGNAL ZONE	SIGNALHEAD COUNT	INSTALL DATE	ROAD JURISDICTION	PED COUNTDOWNS
1567	SR A1A	ASSUMPTION CHURCH (SOUTH 2001)	Lauderdale-By-The-Sea	PEDESTRIAN	TROMBONE	NO	NO	7620	6	2/27/2002	STATE	NO
1577	SR A1A	EL PRADO AVENUE	Lauderdale-By-The-Sea	PEDESTRIAN	MAST ARM	NO	NO	7620	4	12/19/2001	STATE	YES
1135	SR A1A	FLAMINGO AVENUE/ CODRINGTON DRIVE	Lauderdale-By-The-Sea	SIGNALIZED_INT	MAST ARM	NO	NO	7620	8	UNKNOWN	STATE	YES
1578	SR A1A	WASHINGTONIA AVENUE	Lauderdale-By-The-Sea	SIGNALIZED_INT	MAST ARM	NO	NO	7620	8	12/19/2001	STATE	YES
1463	SR A1A	PALM AVENUE/IMPERIAL LANE	Lauderdale-By-The-Sea	SIGNALIZED_INT	MAST ARM	NO	NO	7620	6	UNKNOWN	STATE	YES
1576	SR A1A	DATURA AVENUE	Lauderdale-By-The-Sea	SIGNALIZED_INT	MAST ARM	NO	NO	7620	8	12/18/2001	STATE	YES
1094	COMMERCIAL BOULEVARD (SR 870)	SEA GRAPE DRIVE	Lauderdale-By-The-Sea	SIGNALIZED_INT	MAST ARM	YES	NO	7620	8	12/21/1976	STATE	YES
1153	SR A1A	COMMERCIAL BOULEVARD (SR 870)	Lauderdale-By-The-Sea	SIGNALIZED_INT	MAST ARM	YES	NO	7620	9	Feb-65	STATE	YES

(Source: Broward MPO)

Crossing A1A (Ocean Boulevard) is easily accessible at controlled intersections, where crosswalk markings are in place. The distance between crossings create longer blocks. The longer blocks impact access to transit by creating difficulties and longer paths on return trips. There are some midblock crossings, however, some do not have signalization or lighting.

Unsignalized A1A midblock crossing (Approximately 1800 A1A)

Midblock crossing with solar rapid flashing beacon

Signalized A1A midblock crossings

POLICIES

Policies set the standard for development and work in concert to serve and protect the Town's interests. The Town of Lauderdale-By-The-Sea adopted Article XI Seagrape Drive Sidewalk Plan, in an effort to improve sidewalks along the Seagrape Drive right-of-way. These are construction guidelines for sidewalks on the east side of the Seagrape Drive right-of-way. All new development and redevelopment of property along this roadway is required to provide for a frontage sidewalk which conforms with the elements in the section of the code. The Town should consider implementing a similar policy for other areas within the Town. There are also several locations where vehicular back out parking interferes with sidewalk continuity. However, many areas in the Town have had sidewalks installed while working around developments and associated parking that have been there for over 50 years. The Town has already adopted policies to remove back out parking on A1A.

Seagrape Drive crosswalk

PEDESTRIAN AMENITIES

Contributing in a positive way to the pedestrian experience is key to creating a walkable community. Shade, lighting, and seating are important factors, especially for those who require intermittent stops for rest and protection from the elements. Walking in Lauderdale-By-The-Sea is simple although there could, and should, be more shade and seating along pedestrian pathways, and various sidewalks in the Town. Like in many other cities in South Florida, Lauderdale-By-The-Sea does not have a sidewalk system in its local single-family neighborhoods. Within these neighborhoods, blocks are long. During the field study, there was a lack of shade via structures or trees along nearly every corridor except Seagrape Drive. Additionally, wayfinding may help with locating public beach access locations, particularly along the north side of the Town along A1A.

4401 Seagrape Drive

Seagrape Drive and Corsair Avenue

Approximately 4500 N. Ocean Drive

SIDEWALK STANDARDS

Level of Service (LOS) standards are commonly used to evaluate roadway conditions for traffic flow. Similar Pedestrian LOS standards provided by the Transportation Research Board's Highway Capacity Manual, are much less commonly used. For this study the following standards, based on sidewalk conditions, and whether or not sidewalks are present, supporting amenities, and the overall pedestrian environment quality were developed.

- **Standard A:** Highly pedestrian oriented and attractive sidewalks, pedestrian friendly intersection design, low-vehicular traffic volume, and ample pedestrian amenities.
- **Standard B:** Similar to A, but with fewer amenities and low to moderate level of interaction with motor vehicles.
- **Standard C:** Adequate for pedestrians, some deficiencies in intersection design, moderate interactions with motor vehicles.
- **Standard D:** Adequate for pedestrians but with deficiencies in intersection design and pedestrian safety and comfort features, some gaps in the sidewalk system, moderate to high interactions with motor vehicles.
- **Standard E:** Inadequate for pedestrian use, deficient pedestrian facilities, high interactions with motor vehicles.
- **Standard F:** Inadequate for pedestrian use, no pedestrian facilities, high interactions with motor vehicles.

The Town of Lauderdale-By-The-Sea does not have a set standard for pedestrian facilities. It is recommended that it adopt Standard B and construct facilities accordingly to reach this standard. Most streets that have sidewalks within the Town are close to meeting this standard with minor improvements. However, there are roads with no sidewalks. The Town is working towards connecting residential neighborhoods to busier roads with sidewalks that link to desired commercial and recreational areas in order to provide a basic grid through its sidewalk design requirements.

In this evaluation, it must be noted that there are areas of the Town where sidewalks are damaged by trees which need to be repaired. At various locations, light poles obstruct the sidewalk and need to be moved, or additional sidewalk constructed around the light poles to provide for adequate width. There are also several locations where vehicular parking interferes with sidewalk continuity. Policies should be adopted to prevent the issue from happening in the future. Overall, despite missing sidewalks in some areas, most of the Town's arterials and collector roadways have basic pedestrian amenities. However, lack of shade in many areas is an issue, particularly along single family corridors. Seating and rest areas are also sparse along long corridors.

Lauderdale-By-The-Sea
SIDEWALK STANDARDS MAP

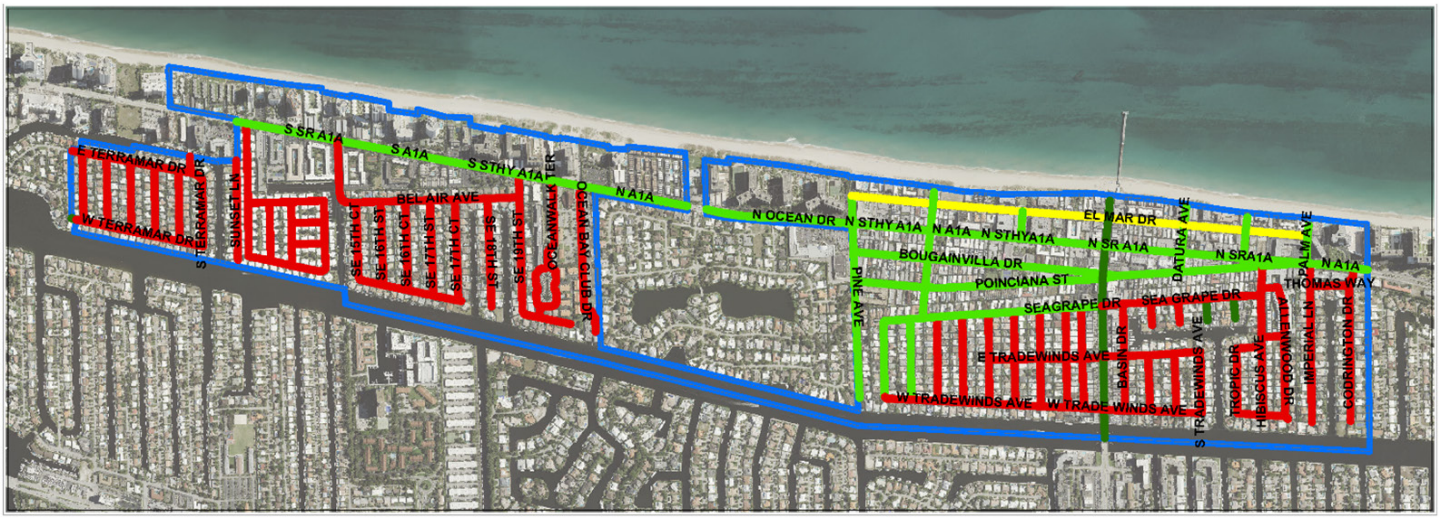

Legend

Lauderdale by the Sea Boundary

Sidewalk Standards

- A
- B
- C
- D
- E
- F

N E S W

0 0.225 0.45 0.9 Miles

Prepared By:

THE CORRADINO GROUP
Engineers • Planners • Program Managers • Environmental Scientists
Helping communities since 1970

Date: 2/16/2020

- **Standard A:** Highly pedestrian oriented and attractive sidewalks, pedestrian friendly intersection design, low-vehicular traffic volume, and ample pedestrian amenities.
- **Standard B:** Similar to A, but with fewer amenities and low to moderate level of interaction with motor vehicles.
- **Standard C:** Adequate for pedestrians, some deficiencies in intersection design, moderate interactions with motor vehicles.
- **Standard D:** Adequate for pedestrians but with deficiencies in intersection design and pedestrian safety and comfort features, some gaps in the sidewalk system, moderate to high interactions with motor vehicles.
- **Standard E:** Inadequate for pedestrian use, deficient, pedestrian facilities, high interactions with motor vehicles.
- **Standard F:** Inadequate for pedestrian use, no pedestrian facilities, high interactions with motor vehicles.

Sidewalk Standard Data

NS Roadway	EW Roadway	From	To	Direction	Sidewalk Location	Sidewalk	Posted Speed Limit	Comments	Bicycle Facilities
Ocean Drive A1A		Northern City Limit (N. of Terra Mar Dr.)	Commercial Blvd	NB/SB	5′ Both Directions	B	35	High Levels of Vehicular Traffic, Low comfort (lack of shade and rest benches)	4′ Bicycle Lanes, NB/SB
Ocean Drive A1A		Commercial	Imperial	NB/SB	5′ Both Directions	B	35		4′ Bicycle Lanes, NB/SB
Ocean Drive A1A		Imperial	Codington (Southern City Limit)	NB/SB	5′ Both Directions	B	35		No bike lanes NB/SB
W Terra Mar Dr		Northern City Limit	S. Terra Mar Dr	None	N/A	F	25		None
E Terra Mar Dr		Northern City Limit	S. Terra Mar Dr	None	N/A	F	25		None
	Cypress Creek Dr	W. Terra Mar Dr	E. Terra Mar Dr.	None	N/A	F	25		None
	Oleander Way	W. Terra Mar Dr	E. Terra Mar Dr.	None	N/A	F	25		None
	Seaward Dr	W. Terra Mar Dr	E. Terra Mar Dr.	None	N/A	F	25		None
	Fiesta Way	W. Terra Mar Dr	E. Terra Mar Dr.	None	N/A	F	25		None
	Spanish River Dr	W. Terra Mar Dr	E. Terra Mar Dr.	None	N/A	F	25		None
	S Terra Mar Dr	W. Terra Mar Dr	E. Terra Mar Dr.	None	N/A	F	25		None
	Sunset Lane			None	N/A	F	25		None
Palm Club Dr	Palm Club Dr			None	N/A	F	25		None
Bel Aire Ave (SE 21st Ave)	Bel Aire Dr	Bel Aire Dr	Coral Reef Dr	None	N/A	F	25		None
	Bel Aire Dr	A1A	Bel Aire Ave	None	N/A		25		None
Blue Water Terr N (SE 19th Ave)				None	N/A	F	25		None
	Tropic Isle (SE 15 Ct)	Bluewater N	Bel Aire Ave	None	N/A	F	25		None
	Coco Palm Pl	Bluewater N	Bel Aire Ave	None	N/A	F	25		None
	Windward Dr	Bluewater N	Bel Aire Ave	None	N/A	F	25		None
	Sailfish Pl (SE 17 St)	Bluewater N	Bel Aire Ave	None	N/A	F	25		None
	Ocean Mist Dr (SE 17 Ct)	Bluewater N	Bel Aire Ave	None	N/A	F	25		None
	Waters Edge (SE 18 St)	Bluewater N	Bel Aire Ave	None	N/A	F	25		None
	Coral Reef Dr (SE 19 St)	Bluewater Ter S	Bel Aire Ave	None	N/A	F	25		None
Blue Water Terr S				None	N/A	F	25		None
	Ocean Walk Ln			None	N/A	F	25		None
	Ocean Walk Ter			None	N/A	F	25		None
	Ocean Bay Club Dr			None	N/A	F	25		None
	Pine Ave	West City Limit	Commercial Blvd	EB/WB	5′ EB (south side)	B	25		None
	Pine Ave	Commercial	El Mar	EB/WB	5′ Both Directions	B	25		None
El Mar Dr		Pine Ave	Washingtonia	SB/NB	5′ Both Directions	C	25	Obstructions, Lack of shade and benches, moderate vehicle interaction	None,Obstructions, Drains, Poorly Marked
El Mar Dr		Washingtonia	Commercial Blvd	NB/SB	5′ Both Directions	C	25	Obstructions, Lack of shade and benches, moderate vehicle interaction	None, Obstructions, Drains, Poorly Marked
El Mar Dr		Commercial	Palm	NB/SB	5′ Both Directions	C	25	Obstructions, Lack of shade and benches, moderate vehicle interaction	None, Obstructions, Drains, Poorly Marked
El Mar Dr		Hibiscus	Palm	NB/SB	5′ Both Directions	C	25	Obstructions, Lack of shade and benches, moderate vehicle interaction	None, Obstructions, Drains, Poorly Marked
	N Tradewinds Ave	W Tradewinds	Seagrape Dr			B	25		
	Avalon Ave					B	25		
	Washingtonia Ave	Seagrape Dr	Poinciana St	EB	6′ EB (south side)	B	25		Lightpole Obstructions
	Washingtonia Ave	Poinciana	El Mar Dr	EB/WB	5′ Both Directions	B	25		Vehicular Interaction Moderate

NS Roadway	EW Roadway	From	To	Direction	Sidewalk Location	Sidewalk	Posted Speed Limit	Comments	Bicycle Facilities
	Lombardy Ave	W Tradewinds	Seagrape Dr	None	N/A	F	25		None
	Corsair Ave	W Tradewinds	Seagrape Dr	None	N/A	F	25		None
	Oceanic Ave	W Tradewinds	Seagrape Dr	None	N/A	F	25		None
E. Tradewinds	Oceanic Ave	Oceanic Ave	S Tradewinds Ave	None	N/A	F	25		None
	Algiers Ave	W Tradewinds	Seagrape Dr	None	N/A	F	25		None
	Bombay Ave	W Tradewinds	Seagrape Dr	None	N/A	F	25		None
	Neptune Ave	W Tradewinds	Seagrape Dr	None	N/A	F	25		None
	Harbor Dr	W Tradewinds	Seagrape Dr	None	N/A	F	25		None
	Commercial Blvd	City Limit	Seagrape Dr	EB/WB	5′ Both Directions	A	30		None
	Commercial Blvd	Seagrape Dr	Ocean Drive A1A	EB/WB	10+′ Both Directions	A	30		4′ Bicycle Lanes, EB/WB
	Commercial Blvd	Ocean Drive A1A	Beach	EB/WB	10+′ Both Directions	A	30		No bike lanes NB/SB
	Basin Dr	W Tradewinds	E Tradewinds Ave	None	N/A	F	25		None
	Basin Dr	E Tradewinds Ave	Seagrape Dr	None	N/A	F	25		None
	Miramar Ave	W Tradewinds	E Tradewinds Ave	None	N/A	F	25		None
	Capri Ave	W Tradewinds	E Tradewinds Ave	None	N/A	F	25		None
	S Tradewinds Ave	W Tradewinds	E Tradewinds Ave	None	N/A	F	25		None
W. Tradewinds		N Tradewinds Ave	S Tradewinds Ave	None	N/A	F	25		None
Poinciana St		Pine Ave	Friedt Family Park	NB/SB	5′ Both Directions	B	25	High Levels of Vehicular Traffic, Low comfort (lack of shade and rest benches)	
Poinciana St		Friedt Family Park	Commercial Blvd	SB	5′ SB (west side)	B	25		
Bougainvilla Dr		Pine Ave	Friedt Family Park	NB/SB	5′ Both Directions	B	25	High Levels of Vehicular Traffic, Low comfort (lack of shade and rest benches)	No bike lanes NB/SB
Bougainvilla Dr		Friedt Family Park	Commercial Blvd	NB	5′ NB (east side)	B	25	High Levels of Vehicular Traffic, Low comfort (lack of shade and rest benches)	No bike lanes NB/SB
Bougainvilla Dr		Commercial Blvd	Hibiscus	NB/SB	5′ Both Directions	B	25	High Levels of Vehicular Traffic, Low comfort (lack of shade and rest benches)	No bike lanes NB/SB
Bougainvilla Dr		Hibiscus	A1A merge	SB	5′ SB (west side)	B	25	High Levels of Vehicular Traffic, Low comfort (lack of shade and rest benches)	No bike lanes NB/SB
SeaGrape		N Tradewinds Ave	Hibiscus	SB	6′ SB (west side)	B	25	Lack of comfort benches, Obstructions trees	No bike lanes NB/SB
SeaGrape		Commercial	Shore Court	NB	6′ NB (east side)	F	25	Obstructions, drains, trees, Poorly marked, High levels of veh. Interaction	No bike lanes NB/SB
	Basin Dr	E Tradewinds Ave	Seagrape Dr	None	N/A	F			None
	Marine Ct			None	N/A	F			None
	Lake Ct			None	N/A	F			None
	Datura	Poinciana	Beach	EB/WB	5′ Both Directions	B		Obstructions, Meters at beach access	None
	Shore Ct			EB	5′ EB (south side)	A			None
	Garden Ct			EB	5′ EB (south side)	A			None
	E Hibiscus	Bougainvilla	Beach	EB/WB	5′ Both Directions	B		Moderate Levels of Vehicular Traffic, Low comfort (lack of shade and rest benches)	None
	Tropic Dr			None	N/A	F			None
	W Hibiscus Ave			None	N/A	F			None
	Allenswood			None	N/A	F			None
	Palm	A1A	Beach	EB/WB	5′ Both Directions	B		Moderate level Vehicular Traffic	None
	Imperial Lane			None	N/A	F			None
	Codington Dr			None	N/A	F			None



Existing Bicycle Facilities

Bicycle facilities currently exist, but in limited areas of the Town. There are only on-road shared routes (painted sharrows with limited signage) on adjacent roadway SR A1A Ocean Drive, and Commercial Boulevard.

According to Broward County Existing Designed Bike Facilities and Greenways Map (shown below), an existing wide curb lane is shown on engineering drawings along Commercial Boulevard, a paved shoulder in engineering drawings is shown on EL Mar Drive south of Commercial Boulevard, and cost feasible greenway projects (existing or funded), are shown along A1A and El Mar Drive. The Town has chosen to do improvements on El Mar Drive on their own outside of the Greenway Project.

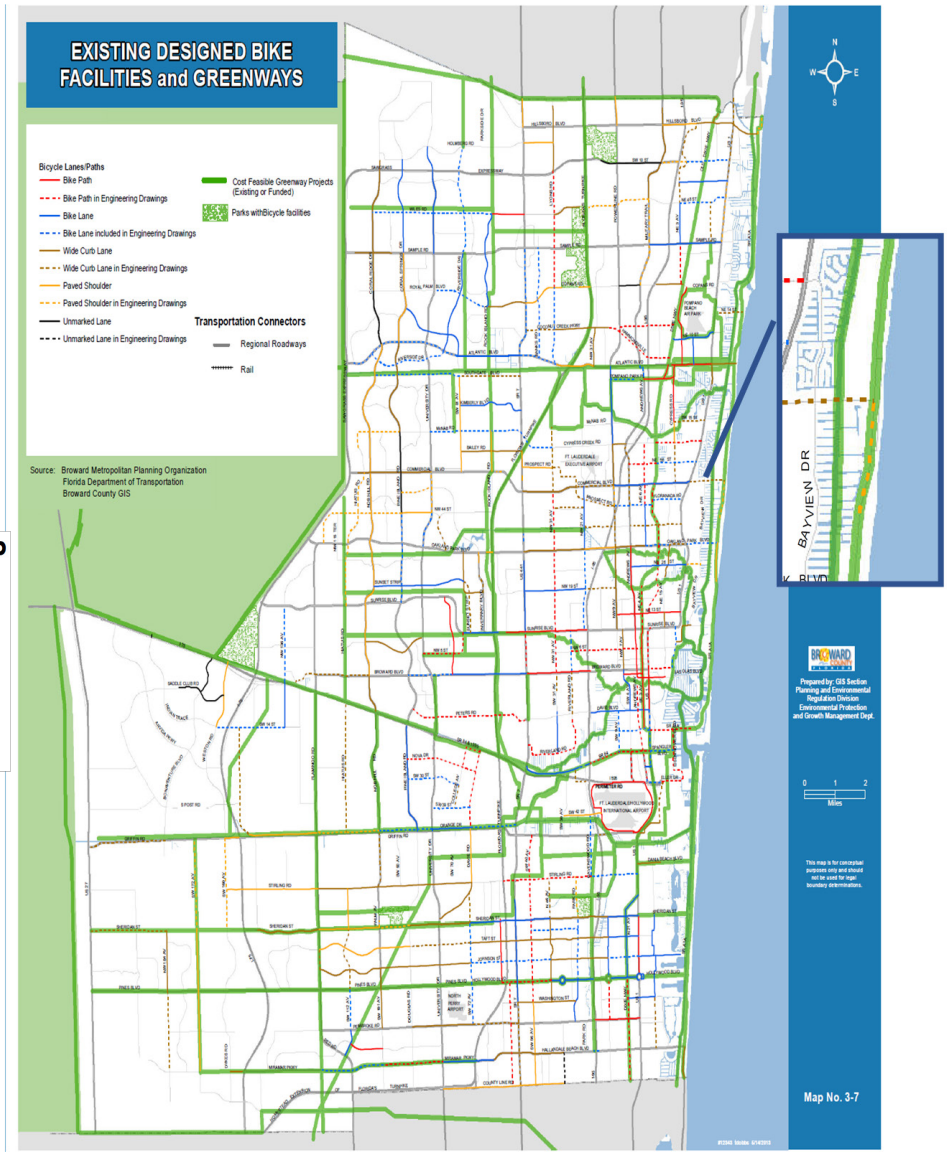

BICYCLE FACILITY TYPE

Bicycle facility planning must take into account varying levels of skill, experience, and age. As a coastal community, the Town has highly skilled riders riding in pelotons along A1A, an observable fact on the weekends in the morning. At the same time, as a diverse community with a higher percentage of seniors, families with children, visitors and vacationers, who may ride for recreation, Lauderdale-By-The-Sea must also account for differences in perception of safety and the ability to navigate more difficult travel circumstances which naturally occur on roadways with higher levels of vehicular traffic.

Bicycling facilities vary in the level of access and separation from traffic, and allow for different facilities to be developed which can accommodate the different populations in Lauderdale-By-The-Sea.

Shared Use Path: Off-road facilities shared with pedestrians. Generally, pathways are a minimum of 5 feet in width for each direction. Also known as Mixed-use paths.

Shown: Cyclists using Bike Lanes on A1A

Cycle Tracks: Bicycle facilities separated from vehicular traffic, with potential grade separation with roadway and/or sidewalks for pedestrians. Each cycle track should be approximately 5 feet in width, and are separate from sidewalks.

Bike Lanes: On-Road facilities designated for bicycles with a minimum of 4 feet in width, which may or may not have at grade separation from vehicles through buffer striping or barriers.

Sharrows: On-road bicycle facility where bicycles share designated lanes with vehicular traffic.

Different bicycle facilities require different dedications of right-of-way. Sharrows share the travel lane, and therefore do not need extra space, but all other forms of bicycle facilities will require at least 8′ total, 4′ to and 4′ coming back from the destination.

Each of these alternatives may be implemented based on local conditions and/or local preference. Specifically, the level of need for separation between pedestrians, bicycles, and vehicles should be considered. Generally, in high vehicular traffic areas, increased separation between bicycles and vehicles should be implemented, removing sharrows, and in some cases, bicycle lanes from consideration. In planning for pathways with high pedestrian activity, there should be a higher degree of separation between bicyclists and pedestrians, deemphasizing shared use paths as a viable option. The available right-of-way also serves as a constraint for facility development.

Different riders have different expectations and experiences. Planning for Lauderdale-By-The-Sea should take into consideration that there are two distinct ridership groups, the more experienced bicyclists, who would be comfortable on the Town's bicycle lanes, and the average person, who would not, and require either facilities that are separated (i.e. bicycle lanes with a barrier, shared-use paths), or on an alternative street with less and/or slower traffic. It is important to note that the Town has no jurisdiction over A1A.

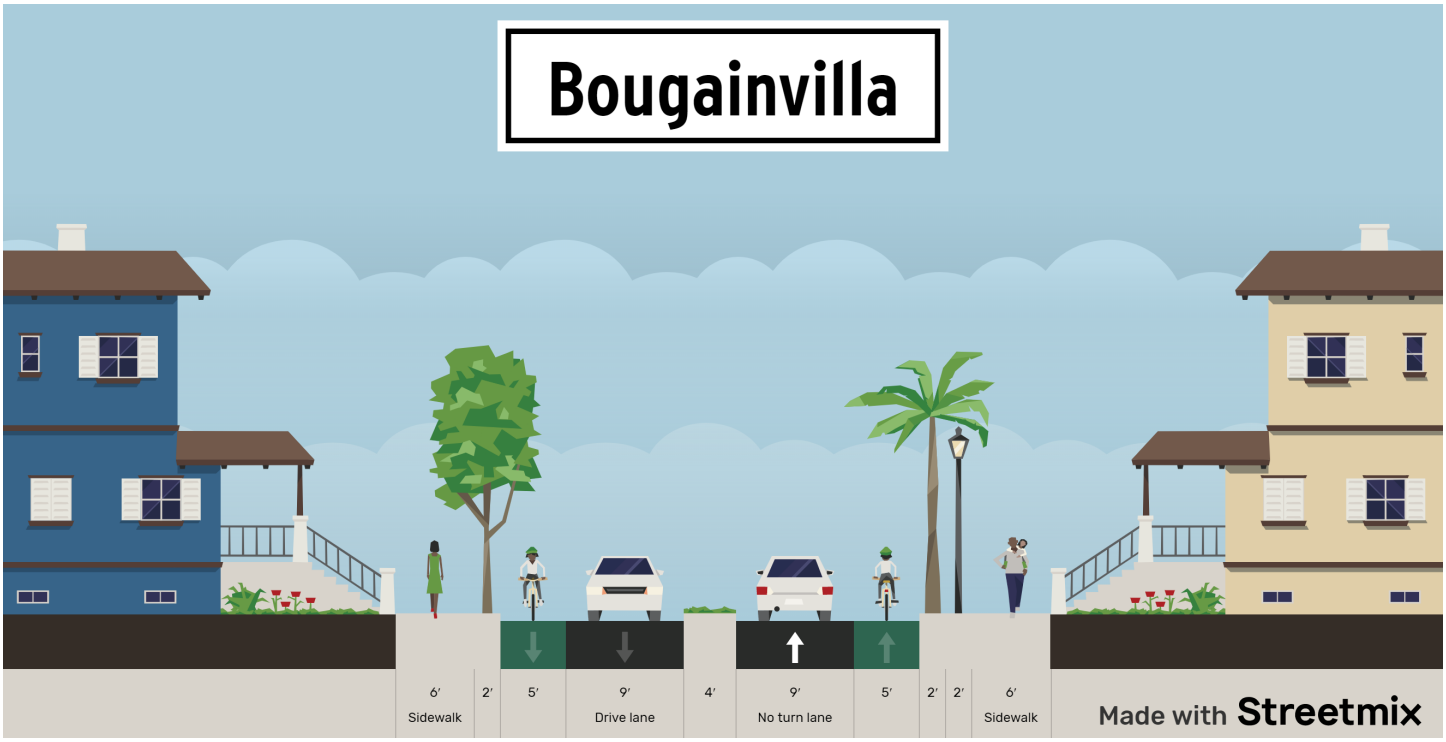

The above is for illustrative purposes only. With a 50′ right-of-way it may be possible to add 4′ bike lanes and 6′ sidewalks to Bougainvilla.

BICYCLE LOS STANDARDS

Level of Service (LOS) standards are commonly used to evaluate roadway conditions for traffic flow. The following standards—based on sidewalk conditions, supporting amenities, and the overall bicycling environment quality—were utilized:

- **LOS A:** On and off street facilities, low level of interaction with motor vehicles, appropriate for all riders;
- **LOS B:** Low level of interaction with motor vehicles, appropriate for all riders;
- **LOS C:** Appropriate for most riders, some supervision may be required, moderate interaction with motor vehicles;
- **LOS D -** Appropriate for advanced adult bicyclists, moderate to high interactions with motor vehicles;
- **LOS E:** Cautious use by advanced adult riders, high interactions with motor vehicles;
- **LOS F:** Generally not safe for bicycle use, high level of interactions with motor vehicles.

Lauderdale-By-The-Sea
BICYCLE LEVEL OF SERVICE MAP

Legend

Lauderdale by the Sea Boundary

Bicycle Level of Service

- A
- B
- C
- D
- E
- F

N E S W

0 0.2 0.4 0.8 Miles

Prepared By:

THE CORRADINO GROUP
Engineers • Planners • Program Managers • Environmental Scientists
Helping communities since 1970

Date: 2/15/2020

The Bicycle LOS table provides a ranking of all segments of the Bicycling Network for the entire Town. Major and minor corridors were inventoried and were then evaluated for their quality and level for service. The segments were broken up at logical points, and then analyzed for LOS score assignment.

Bicycle LOS

Roadway	From	To	Direction	Bike LOS	Road Type	Posted Speed Limit	Grade Separated	Travel Lanes	Existing Bicycle Facilities	Grade Separated
Ocean Drive A1A	Northern Town Limit	Commercial Blvd	NB/SB	C	State Minor Arterial	35	Y	2	4' Bicycle Lanes, NB/SB, Poorly Marked, Moderate Level of Vehicle Interaction	Sidewalk Y
Ocean Drive A1A	Commercial	Imperial	NB/SB	C	State Minor Arterial	35	Y	2	4' Bicycle Lanes, NB/SB, Poorly Marked, Moderate Level of Vehicle Interaction	Sidewalk Y
Ocean Drive A1A	Imperial	Codington	NB/SB	F/ None	State Minor Arterial	35	NA	4	N/A	Sidewalk Y
El Mar Dr	Pine Ave	Palm Ave	NB/SB	F/ None	Local Collector	25	N	4	N/A	N
SeaGrape	Pine Ave	Hibiscus	NB/SB	F/ None	Local Collector	25	N	4	N/A	N
Commercial Blvd	Town Limit	Ocean Drive A1A	EB/WB	C	State Minor Arterial	25	Y	4	4' Bicycle Lanes, EB/WB, High Level of Vehicle Interaction	Sidewalk Y
Commercial Blvd	Ocean Drive A1A	Beach	EB/WB	F/ None	State Minor Arterial	25	NA	2	N/A	Sidewalk-Y

Overall, the Town lacks bicycling facilities, and bicyclists rely on riding on the street or sidewalk, especially on collectors. Overall, current levels of infrastructure are viable for more advanced riders but are not optimal for riders of all ages. For these folks, the grid is incomplete, and would likely result in them not riding. The level of infrastructure is reflected in averaging the LOS grade across the system, which rates around a LOS D, "Appropriate for advanced adult bicyclists, moderate to high interactions with motor vehicles."

While transportation planning heavily relies on vehicular traffic data, actual counts for bicyclists (and pedestrians for that matter) in the same manner as vehicular counts do not exist on a widespread level. Technology for bicycle counts is being tested and should be a consideration for the Town to incorporate into its planning processes as they become available (see Technology Section).

Bicyclists ride throughout the Town, especially along A1A, El Mar Drive, Poinciana Street, Bougainvilla Drive, Washingtonia Avenue, and Seagrape Drive. These roadways should be prioritized for bicycle infrastructure development due to existing usage. A1A and El Mar Drive have overlapping activity which require larger facilities for bicyclists and walkers. Where right-of-way is limited on these roads, combining facilities to create shared-use paths may be beneficial towards creating a multimodal system as it will provide more space overall for bicyclists and pedestrians. Planning must take into account

anticipated needs, and for network completion, understanding that an individual will more likely use a system if it provides a safe and viable path between origin and destination.

The average bicycle rider in the Town may not currently be riding because the existing grid is incomplete. While sharrows on regular roadways are allowed for bicycle usage, it doesn't always translate to a comfortable path for the average rider, especially for youth and parents. Further, if the existing grid is on a roadway which they are uncomfortable on, it may be no different than a gap in the system.

► WAYFINDING

The ability to navigate through a region is informed by landmarks, natural features, signs, and other visual cues. Wayfinding is a cost-effective and highly visible way to improve the pedestrian and bicycling environment by familiarizing users with the network, helping users identify the best routes to destinations, addressing misperceptions about time and distance, and helping overcome a barrier to entry for infrequent cyclists (e.g., "interested but concerned" cyclists). The City of Thunder Bay in Vancouver implemented a successful wayfinding plan that not only orients people to their locations but also promotes tourism and economic development while capitalizing on the uniqueness of the city. Tampa's successful downtown wayfinding program connects 300,000 annual visitors to major destinations in the City.

Currently, Lauderdale-By-The-Sea does not have a wayfinding system for bicyclists. However, bicyclists can benefit from a cohesive wayfinding system to reach these destinations. These signs can also include both distance to destination and expected time to destination. Generally, signs should be placed at the convergence of two or more routes, and assist bicyclists in finding their way to key destinations. The inclusion of bicycle wayfinding should be implemented in the Town as this improvement allows for motorists to be aware of bicyclists in the area. However, care must be taken to not clutter the right-of-way with signage.

A bikeway wayfinding system is typically composed of signs indicating direction of travel, location of destinations, and travel time/distance to those destinations; pavement markings indicating to bicyclists that they are on a designated route or bike boulevard and reminding motorists to drive courteously; and maps and mobile apps providing users with information regarding destinations, bicycle facilities, and route options.

B-Cycle Map

Source: segd.org

Source: tbnewswatch.com

► LANE MARKINGS

In Lauderdale-By-The-Sea, existing bicycle lanes are only marked by white lines on the roadway. Generally, bicycle facilities should be visibly marked, and increased visibility will result from using green lane markers. Bicycle Lanes and Cycle Tracks should be marked with green lanes where possible.

▼ BIKE BOXES

A bike box is a designated area at the head of a traffic lane at a signalized intersection that provides bicyclists with a safe and visible way to get ahead of queuing traffic during the red signal phase. Appropriate locations include:

- At signalized intersections with high volumes of bicycles and/or motor vehicles, especially those with frequent bicyclist left-turns and/or motorist right-turns
- Where there may be right or left-turning conflicts between bicyclists and motorists
- Where there is a desire to better accommodate left-turning bicycle traffic
- Where a left turn is required to follow a designated bike route or boulevard or access a shared-use path, or when the bicycle lane moves to the left side of the street
- When the dominant motor vehicle traffic flows right and bicycle traffic continues through (such as at a Y intersection or access ramp)

Lauderdale-By-The-Sea should consider implementing Bicycle Boxes on at signalized intersections roadways with bicycle lanes. Specifically, these should be considered on A1A and Commercial Boulevard as initial locations for implementation. However, the implementation of these facilities at all signalized intersections on the major arterials should be considered for a standing policy adopted by the Town.

PROPOSED BICYCLE NETWORK

The goal is to create a bicycle network with access from single family residential areas to beach access points and Commercial Boulevard. This network would provide for shared lanes/sharrows, greenways and/or bicycle lanes. This grid would be geared towards both experienced and causal riders, to provide connections to the local community, but could go further in providing for parallel routes for the bicycle lanes on roadways with high traffic speed and/or traffic and to connect more of the neighborhoods (A1A).

Options such as creating a bi-directional shared-use path on one side of narrower roadways, such as Washingtonia Avenue could be considered; however, this would require a potentially costly realignment of the existing roadway travel lanes. Given the nature of Lauderdale-By-The-Sea's grid, the most direct path for travelers across the Town are on Commercial Boulevard (east/west) and A1A (north/south). Having protected, shared-use paths on roadways is preferred from a technical standpoint. Overlaying the grid on lower traffic, lower speed roadways, such as Seagrape Drive, Bougainvilla Drive, Poinciana

Street, Hibiscus Avenue, Palm Avenue, Datura Avenue, and Pine Avenue, will still provide access to the commercial corridors, and would therefore allow the same location types to be accessed by users of varying skill and experience.

BIKESHARE

Bikesharing is a system by which riders can rent a bicycle and ride to their destination and park their bicycle at the next station. Riders have the option of utilizing an annual subscription or pay by hour. Strategic placement of facilities is also important.

Lauderdale-By-The-Sea in conjunction with Broward County launched Broward B-Cycle. B-Cycle is a privately funded enterprise and not part of the county transportation network. However, it effectively connects to mass transit. The B-station location is just north of Commercial Boulevard on North Ocean Drive (A1A). Electric bicycles and classic bicycles are available to rent for a fee. Two membership levels are available, a 7-day and annual, as well as a guest pass. The first half hour of every trip is free, and every 30 minutes thereafter is billed at a rate of $5.00 with $25.00 as the maximum daily rate. B-Cycle offers senior, student, and military discounts.

Bikeshare usability, however, is dependent on the existing bicycle facilities, and perception of safety. Within Lauderdale-By-The-Sea, for bikeshare to be viable, not only do stations have to be strategically placed, but bicycle facility improvements need to occur on roadways in order to encourage ridership.

Beach Access Locations

Legend

Public Beach Access Points

AMENITIES AND QUALITY OF INFRASTRUCTURE

Bicycle pathway infrastructure should be supplemented by amenities which allow for bicycling to be a more viable mode of transportation within the Town. Basic amenities such as bicycle lockers and racks at destinations are as important to bicyclists as parking spaces are for drivers, because of the need of a secure space. Other amenities such as shade and rest areas are important for riders because of the South Florida weather, and comfort for alternative modes is a consideration for people used to the comfort and air conditioning of a car.

Bike Lockers
Source: bikelid.com

Hotels, motels, and apartment hotels receive exemptions from parking requirements for bicycle parking spaces, per Section 30-318 of the Town Code. However, the standard does not currently require bicycle parking or bicycle racks. Bicyclists, similar to pedestrians, are exposed to the elements, and would benefit from shade and rest areas.

Lauderdale-By-The-Sea is known for its beautiful beaches and experiences a high volume of pedestrian, bicycle, and vehicular activity along its beach corridors, A1A (Ocean Drive) and El Mar Drive. There are ten (10) public beach access points in the Town.

1. A1A North
2. A1A South
3. Pine Avenue
4. Washingtonia Avenue
5. El Prado Park
6. Commercial Boulevard North
7. Commercial Boulevard South
8. Datura Avenue
9. Hibiscus Avenue
10. Palm Avenue

Beach Access Point	Bicycle Storage	Accessibility
Ocean Drive North	No	Good
Ocean Drive South	No	Good
Pine Avenue	Yes	Fair, Needs closer midblock crossing
Washingtonia Avenue	Yes	Poor, Needs intersection improvement for better accessibility
El Prado Park	Yes	Good, Needs lit crosswalks, high pedestrian traffic area
Commercial Boulevard North	Yes	Good
Commercial Boulevard South	Yes	Poor, Needs better sidewalk connectivity
Datura Avenue	Yes	Poor, Needs intersection improvement for better accessibility, Needs sidewalk improvement (obstructions-meters)
Hibiscus Avenue	No	Poor, Needs intersection improvement for better accessibility
Palm Avenue	Yes	Poor, Needs intersection improvement for better accessibility, Needs sidewalk improvement (obstructions-mailbox)

Completing the accessibility grid to these key locations is one objective of this study. Additionally, ensuring these access points have proper pedestrian and bicycle facilities is key. Several beach access points have cracked sidewalks. Obstructions such as parking meters or mailboxes are also found at these locations. Most beach access locations do not have marked crosswalks.

Transit

Broward County Transit (BCT) has partnered, since 1991, with numerous municipalities in the county, providing Community Shuttle Transportation Services. BCT continues to provide partial capital and operating/maintenance funding support for Lauderdale-By-The-Sea, as well as technical support including training, service planning, scheduling, and installation of shuttle stop signs. The Town of Lauderdale-By-The-Sea Community Shuttle Service, also known as the Pelican Hopper, offers free public transportation. Pelican Hopper Shuttles provide service through the Town and to Holy Cross Hospital, Monday through Saturday. Service is not available on certain holidays. The shuttle is wheelchair accessible and equipped with bicycle racks. A real-time tracker desktop and smart phone application is available that provides location assistance. The Pelican Hopper also connects to other public transportation, allowing connectivity to BCT routes 11, 36, 55, and 72. The Pelican Hopper stops at the following locations:

1. Village Shopping Center
2. Lauderdale-By-The-Sea Town Hall
3. Holy Cross Hospital & US 1
4. Commercial Boulevard & Seagrape Drive
5. Palm Avenue & A1A
6. Anglin Fishing Center
7. Village Shopping Center
8. Terra Mar Drive & A1A
9. SE 19th Street and A1A
10. Village Shopping Center

There are very few bus stops with shelters in Lauderdale-By-The-Sea. In order to create comfort for pedestrians waiting on transit, the Town is working with Broward County Transit on installing new shelters and associated street furniture (trash receptacles and bicycle racks) at stops within Lauderdale-By-The-Sea. Comfortable and accessible public transportation stops are key to creating a complete street network.

Community Bus Stops

STOP	DESCRIPT
945	A1A/GATE HOUSE R
946	A1A/OCEANWALK T
947	A1A/SE 19 S (S)
948	A1A/SE 19 S (N)
949	A1A/SE 15 S
965	A1A & PALM CLUB DR
968	A1A/SE 19 S
969	A1A/OCEANWALK T
970	A1A/GATE HOUSE R
974	A1A/HIBISCUS A
2457	COMMERCIAL B/TRDWNDS A E
3430	A1A/IMPERIAL L
3760	A1A/#1421 Terra Mar
4231	A1A/ATLANTIC BEACH VIL #5450
5355	COMMERCIAL B/SEAGRAPE D
5356	BOUGAINVILLA D/COMMERCIAL B
5357	COMMERCIAL B/SEAGRAPE D
8351	ANGLIN FISHING PIER
8352	PALM A/A1A
8356	W TERRA MAR D/SPANISH RIVER D
8357	SE 21 A/SE 17 S
8358	LAUDERDALE BY-THE-SEA TOWN HALL
8377	BASIN D/COMMERCIAL B
8378	BOUGAINVILLA D/WASHINGTONIA A

Broward County Transit (BCT) Stops

STOP_ID	MAIN_STREE	CROSS_STRE	BENCH	SHELTER	SOLAR_LI(
940	A1A	DATURA AVE	Y	N	N
941	A1A	COMMERCIAL BLVD	N	N	N
973	A1A	COMMERCIAL BLVD	N	N	N
974	A1A	HIBISCUS AVE	Y	N	N
969	A1A	OCEANWALK TERR	Y	N	N
938	A1A	PALM AVE	N	N	N
944	A1A	PINE AVE	Y	N	N
966	A1A	SE 15 ST	N	N	N
948	A1A	SE 19 ST	Y	N	N
968	A1A	SE 19 ST	Y	N	N
2399	A1A	SUNSET LN	N	N	N
971	A1A	WASHINGTONIA AVE	N	N	N
970	A1A	GATE HOUSE RD	Y	N	N
945	A1A	GATE HOUSE RD	N	N	N
939	A1A	HIBISCUS AVE	N	N	N
949	A1A	SE 15 ST	Y	N	N
965	A1A	PALM CLUB DR	Y	N	N
947	A1A	SE 19 ST	Y	N	N
967	A1A	#1717	Y	N	N
4231	A1A	GATE HOUSE RD	N	N	N
964	A1A	SUNSET LN	Y	N	N
943	A1A	WASHINGTONIA AVE	N	N	N
3760	A1A	SE 15 ST	Y	N	N
5356	BOUGAINVILLA DR	COMMERCIAL BLVD	N	N	N
5449	A1A	DATURA AVE	N	N	N
3430	A1A	IMPERIAL LN	N	N	N
942	A1A	L-B-S CITY HALL	N	N	N
972	A1A	EL PRADO (CITY HALL)	N	N	N
2400	A1A	PINE AVE	Y	N	N
946	A1A	OCEAN CLUB D	N	N	N
5355	COMMERCIAL BLVD	SEAGRAPE DR	Y	N	N
5357	COMMERCIAL BLVD	SEAGRAPE DR	Y	N	N
2457	COMMERCIAL BLVD	TRDWNDS AVE	Y	N	N
2488	COMMERCIAL BLVD	TRADE WINDS AVE	N	N	N

Safety

The Broward Sheriff's Office Lauderdale-By-The-Sea District (BSO) provides semi-annual traffic crash and citation data to the Town. BSO is also responsible for providing historical trend data. These efforts are a result of the Town of Lauderdale-By-The-Sea's 2018 Action Plan. The intent of Goal 2.4 is to reduce traffic, pedestrian, and bicycle violations through traffic enforcement. The Florida Department of Transportation (FDOT) awarded BSO Lauderdale-By-The-Sea District with funding for High Visibility Enforcement focusing on education and enforcement for pedestrian and bicycle safety at the middle of December 2017 through April 2018.

Year	Pedestrian Crashes	Bicycle Crashes	Fatalities	Fatality Location
2013	3	8		
2014	5	5		
2015	8	8	1 bicyclist fatality	A1A & Gatehouse Road
2016	2	5		
2017	3	9	1 pedestrian fatality	A1A & Gatehouse Road
2018	7	5		
2019	5	4		

Source: Florida Department of Transportation, State Safety Office

Based on the 2017 vs. 2018 Lauderdale-By-The-Sea Traffic Analysis provided by Broward Sheriff's Office, Ocean Drive and Commercial Boulevard were the top crash and citation locations in 2017. In 2018 this shifted to Ocean Drive and Bougainvilla Dr/Hibiscus Avenue.

The Broward MPO Bicycle and Pedestrian Safety Action Plan (BPSAP), adopted in March of 2018, was created to provide safer walking and bicycling solutions for Broward County. The Plan focuses on areas where changes are needed and includes strategies for accomplishing these changes. The BPSAP will promote a region that:

- Prioritizes walking and bicycling through providing safe and comfortable facilities;
- Encourages people to walk and bike through educational campaigns and physical amenities;
- Enforces laws related to walking and bicycling safety with a focus on aggressive behavior from drivers;
- Evaluates the impact of changes to hold agencies accountable for outcomes; and
- Brings together agencies to work towards a common goal.

Safety is an additional consideration. Perception of safety from a bicyclist's viewpoint is contingent on knowledge of whether an area has had injuries or fatalities, and the amount of automobile and truck traffic. Also, different rider groups will perceive challenges to safe bicycle riding differently.

Town of Lauderdale by the Sea

Bicycle Crashes

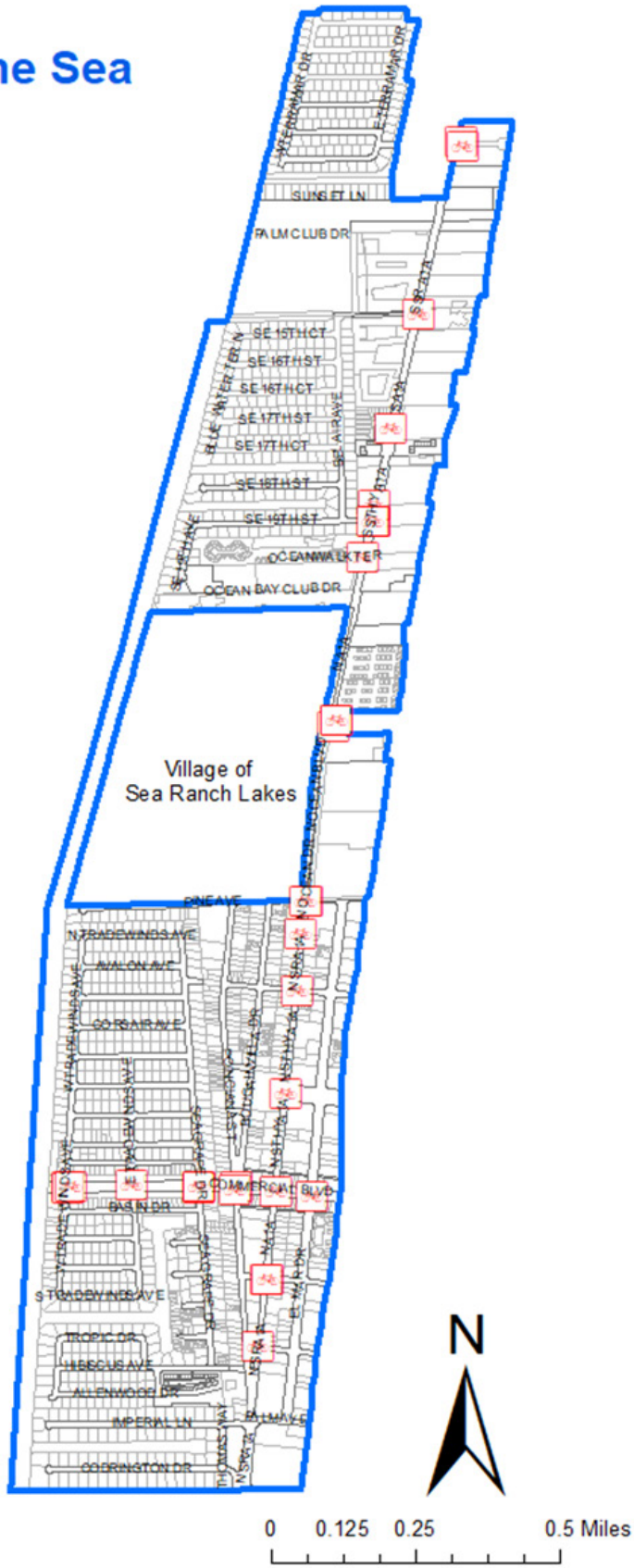

Prepared By:

THE CORRADINO GROUP
Engineers • Planners • Program Managers • Environmental Scientists
Helping communities since 1970

Date: 2/27/2020

Town of Lauderdale by the Sea

Pedestrian Crashes

Prepared By:

THE CORRADINO GROUP
Engineers • Planners • Program Managers • Environmental Scientists
Helping communities since 1970

Date: 2/27/2020

Vision Zero has been adopted by Broward County MPO. It is a road safety guiding principle that no traffic-related deaths are acceptable. This is understood to mean that safety should be the top priority of the transportation system. Vision Zero policies should be adopted in the Town of Lauderdale-By-The-Sea. Some have already been implemented, such as low speed limits. For further information please see http://www.visionzeroinitiative.com/

There needs to be a critical examination of pedestrian safety in high vehicle and pedestrian interaction locations throughout the Town, with respect to the existing and physical conditions and the use of traffic control devices. It is recommended that the Town of Lauderdale-By-The-Sea prepare a traffic engineering study to review pedestrian safety along the Commercial Boulevard and A1A corridors, and to provide recommendations for improvements. Commercial Boulevard has a high interaction of pedestrians, bicycles, and local and tourist vehicles.

The safety study should evaluate proposed and implemented bicycle lanes throughout, and pedestrian features at every signalized intersection. Mid-block crossings supplemented with high-emphasis pavement markings, patterned pavement, pedestrian warning signs, and Rectangular Rapid Flashing Beacon (RRFB) installations should be evaluated. The Town should prioritize safety and take positive action to protect its most vulnerable road users (pedestrians and bicyclists).

There are pedestrian crossing locations along Commercial Boulevard. Approximately 40,000 vehicles per day use the road which, with a speed limit of 30 mph, operates at a Level of Service F, indicating heavy congestion.

Numerous techniques can be considered to evaluate the most appropriate measures to improve the safety performance of the corridor with respect to pedestrians and bicyclists. Some of these techniques may include:

- Speed reduction
- Signage
- Additional rectangular Rapid Flashing Beacons
- Additional marked crosswalks
- Increased pedestrian head start and crossing times in each signal phase
- Pedestrian count down signals where not in place
- Lighting improvements
- Street safety education campaign
- Regular monitoring of progress

The Town can conduct a thorough study of the corridors to determine additional measures that can be taken to improve safety.

Additional countermeasures include:

- Pedestrian Signal Upgrades
- Pedestrian Signal Timing
- Street Lighting
- Mid-block Crosswalks
- Complete Street Concepts
- ADA facility upgrades
- Signs and Markings
- Bus Stop relocation
- Drainage Improvements
- Education

Additional countermeasures - bicycle:

- Green bike lanes in conflict areas
- Complete street concepts
- Bicycles share the road signs
- Bike/pedestrian warning signs on driveways
- New bike lanes
- State law – 3 foot clearance sign
- Other signs
- Street lighting
- Education/Enforcement
- Landscape maintenance

Increased stakeholder coordination and education and engineering strategies can assist in the achievement of safety improvements throughout the Town. Educational campaigns to increase pedestrian and cyclist safety behaviors as well as motorist safety awareness will help improve bicycle and pedestrian safety.

Pedestrian and Cyclist Technologies

Technological advancements in mobility for pedestrians and bicyclists for the purpose of improving safety planning and mobility can assist municipalities with planning. Automated pedestrian and bicycle counters, video cameras, crash databases, and GPS/mobile applications, to inform the public about bicycle and pedestrian safety improvements, are just a few. There are also data mining techniques, that can demonstrate an approach that can be applied to identify facilities with highest need of improvement.

Lauderdale-By-The-Sea is a seaside town with an area of about 1.5 square miles of land. This small size allows for many residential areas to be within walking and biking distance of the beach, or commercial areas near the beach. Applied technologies for pedestrians and cyclists can detect various transportation modes on roads, optimizing and harmonizing efficiency in walking, cycling, and even driving. The following technologies can be incorporated in the Town's existing streetscapes to improve the functionality of streets and sidewalks for tourists and residents. Improved streets and sidewalks can improve the quality of life in the Town of Lauderdale-By-The-Sea by allowing for safer mobility and choices for getting around, shifting more people out of cars especially for short trips by enhancing mobility and perception of safety for pedestrians and cyclists.

IN ROAD WARNING LIGHTS (IRWL)

In Road Warning Lights are a series of amber lights embedded in the roadway that face oncoming traffic. The lights are visible to approaching drivers as a warning that a pedestrian is in the marked crosswalk or near it. Lights can be activated by using a traditional push button, or an automatic sensor. In-road lights alert motorists that a pedestrian is preparing to cross a street. The pedestrian activates the system, and in-ground lights begin to flash in unison, warning the motorist that a pedestrian is in the vicinity of the crosswalk ahead. IRWL enhance safety of marked crosswalks. Locations with low pedestrian-visibility are good candidates for IRWL. IRWL improve pedestrian visibility and slow down vehicles when pedestrian crossings are occurring.

Source: Tapco.net

PEDESTRIAN HYBRID BEACONS (PHB)

PHBs are often considered for installation at locations where pedestrians need to cross and vehicle speeds or volumes are high, but traffic signal warrants are not met. These devices have been successfully used at school crossings, parks, senior centers, and other pedestrian crossings on multilane streets. PHBs are typically installed at the side of the road or on mast arms over midblock pedestrian crossings.

Pedestrian Hybrid Beacon - Source: nacto.org

EXTENDED TIME (TAP CARDS)

Extended time cards are beneficial for Using Radio Frequency Identification (RFID) technology, a reader detects designated RFIC card issued to elderly and disabled pedestrians which triggers the crossing light to extend. Targeted areas will consist of areas with larger aging populations.

AUTOMATED PEDESTRIAN DETECTION

Automated pedestrian detection devices can sense when a pedestrian is waiting at a crosswalk and automatically send a signal to switch to a pedestrian WALK phase. This detection is best suited for intersections near schools, or in areas with tourists who may not be familiar with push signals. Automatic pedestrian detection gives an advantage to pedestrians to change traffic lights. These sensors can reduce the percentage of pedestrians who cross roadways at inappropriate times. Some automated pedestrian detection devices are also able to determine whether a pedestrian needs more time to cross the roadway and will lengthen the crossing interval to accommodate the slower pedestrian.

LAMPPOST CAMERA SENSORS

Camera vision technology sensors can capture what is on the street and process types of movements and patterns into numerical data. These sensors record data such as pedestrian movement, vehicle movement, parking activity and more. Ultimately, this data can evaluate traffic patterns, determine where bicycle lanes are needed, and give real-time accurate data to help with future planning. In addition, data can also be used by law enforcement in solving crimes. The compact area of Lauderdale-By-The-Sea allows for a variety of sensors and devices to be deployed and maintained.

SMART BICYCLE PARKING

Smart Bicycle Parking is an app-based parking system for bicycles. Parking capability is launched through a mobile app that identifies free spaces and keeps track of the time parked, and once the locker is unlocked and bike is retrieved, the app collects payment. Bicycle parking goes hand in hand with bicycle usage. Bike lockers provide long-term parking solutions for bicycles at an affordable price and offer the most protection for bicycles. These are often placed at bus or train stations to help with first mile/last mile connections. A service provider must be selected, and locations must be determined based on location of most trafficked bicycle areas.

Source: sfbike.org

Offering safe bicycle parking incentivizes more people to use bicycles. While short-term parking may be suitable for bicycle racks, bicycle lockers offer long-term parking solutions for bicycles at an affordable price and provide the most protection for bicycles, which is especially suitable in hot climates.

Funding

Future planning for additional bicycle and pedestrian-based infrastructure in the Town of Lauderdale-By-The-Sea is vital. During the development of the Pedestrian and Bicycle Circulation Enhancement Study, consideration was given to the evaluation of the existing transportation network, citizen participation, current and future land use patterns, and cost. The Town is responsible for providing transportation resources to its residents that are safe, reliable, and convenient. Additionally, the Town must make a diligent effort to secure various forms of funding in order to provide effective mobility and access, as well as exercise fiscal accountability and pursue innovative funding strategies. With increasing construction cost, and increased limitations on the ability to generate revenue, cities are creating partnerships with other jurisdictions as well as the private sector, in order to create new funding opportunities to finance projects.

The Trump Administration has promised to invest $900 million in American infrastructure through the Better Utilizing Investments to Leverage Development (BUILD) Transportation Discretionary Grants program. The funding has been awarded to 55 projects in 35 states. Miami-Dade County was the only project in South Florida to receive funding. The Underline Project is based on the design and construction of enhancements to a 10-mile corridor including separated bike and pedestrian facilities, lighting, wayfinding, and intersection safety improvements.

Fiscal Year 2019 BUILD Transportation grants are for investments in surface transportation infrastructure and have been awarded on a competitive basis to projects with a significant impact in their local or regional communities. BUILD funding supports roads, bridges, transit, rail, ports or intermodal transportation. The program selection criteria encompassed safety, economic competitiveness, quality of life, state of good repair, environmental sustainability, innovation, and partnerships with a broad range of stakeholders. The Department of Transportation has awarded 50% of BUILD Transportation grant funding to projects located in rural areas. For this round of BUILD grants, the maximum grant award is $25 million, and no more than $90 million can be awarded to a single State. A 20% match is required for the BUILD grant. The next round ends between May and July. BUILD grants for urban areas must at least be $5 million in value. The Town of Lauderdale-By-The-Sea may have to collaborate with adjacent municipalities on a multi-city project in order to meet the requirements, as none of the projects are $5 million.

Broward County MPO Needs Summary by Mode includes $500-$520 million for Bicycle and Pedestrian projects and $20-$47 million for Greenways. Between 2020 and 2045, $12.8 billion is available to fund Commitment 2045 transportation improvements throughout Broward County.

The Surface Transportation Block Grant Program (FAST Act) is primarily for Federally-maintained roads, but exceptions can be made for: "Bridge and tunnel projects; safety projects; fringe and corridor parking facilities/programs; recreational trails, pedestrian and bicycle projects, and safe routes to school projects; boulevard/roadway projects largely in the right-of-way of divided highways; inspection/evaluation of bridges, tunnels, and other highway assets; port terminal modifications; and projects within the pre-FAST Act title 23 definition of "transportation alternatives." (23 U.S.C. 133(c))". *Source: https://www.fhwa.dot.gov/fastact/factsheets/stbgfs.cfm*

The Complete Streets and other Localized Initiatives Program (CSLIP) provides funding up to $3 million for small local transportation projects which improve the safety and mobility for all transportation users in Broward. This competitive grant program can fund projects such as (but not limited to): complete streets projects, traffic calming and intersection improvements, ADA upgrades, mobility hubs, bus shelters, bike racks and technology advancements such as transit signal priority and traffic control devices.

PeopleForBikes Community Grant Program funds bicycle infrastructure projects and advocacy initiatives for rider safety. Non-profits, government agencies are eligible for this up to $10,000 grant.

The FHWA Office of Human Environment's Measuring Multimodal Network Connectivity Pilots grant funds pilot projects using multimodal network connectivity measures for performance-based planning and/or project development. Pilot projects must include case study reports showing practical implementation of the FHWA Guidebok for Measuring Multimodal Network Connectivity. Eligible agencies are State DOTs, MPOs, and Regional TPOs. The FHWA share of the pilot projects will be up t0 $100,000, with a matching requirement of at least a 20% non-federal share. In-kind contributions may count as match. *(fdot.gov)*

▶ GOALS AND RECOMMENDATIONS

The overall goal is to serve a variety of users from a bicycle and pedestrian perspective, so a multi-faceted approach is being recommended in this Plan. Walking and biking are modes that do not require the use of an automobile. Providing the ability to use these modes supports multimodal and intermodal initiatives that have been set forth by both Lauderdale-By-The-Sea and Broward County. An overall bicycle and pedestrian master plan linking the existing Town generators with the overall county system, coupled with the Town municipal circulator routes connected with the Broward County Transit routes, and the potential of internal traffic calming projects would make Lauderdale-By-The-Sea a model for intermodal suburban communities in the county.

RECOMMENDATION

There needs to be proper bicycle and pedestrian counts. These are essential to:

- Establish the current level of activity
- Identify facilities for improvement
- Conduct before-and-after evaluations of new programs and facilities
- Provide a baseline to monitor trends with future counts
- Counts are needed in order to begin working on a methodology to study the relationship between walking and cycling activity and prioritize investment.

Pedestrian Improvements

NETWORK COMPLETION

The pedestrian network in the Town needs to be complete. The Town has focused its efforts on Commercial Boulevard, creating a beautiful and comfortable walking environment. However, access to the corridor needs improvement. All main access streets should have either a sidewalk or a shared use path. Main roadways which serve the beach access points and commercial corridor should have a minimum of 6-foot sidewalks. A challenge in implementing sidewalks throughout the district include the need to acquire additional right-of-way on the streets which do not have sidewalks on both sides of the street. These should be implemented either through investment by the Town, or as a requirement for new or redevelopments coming in to ensure adequate pedestrian facilities exist.

The issue of midblock crossing near parking areas on Commercial Boulevard can be resolved by installing bollards with landscaping.

COMFORT

Seating and shade is necessary to create a comfortable walking environment for pedestrians. Seating is ample along the commercial corridor, but lacking elsewhere. Shade is also lacking in many areas; shade trees should be placed at regular intervals, especially at seating areas and bus stops without shelters. Lauderdale-By-The-Sea is currently working with Broward County Transit to place shelters at locations where there are none. Upon project completion, 23 of 29 transit stops could have shelters in place.

BLOCK LENGTH AND WALKING DISTANCE IMPROVEMENTS

In areas with short block lengths, closely spaced intersections ensure that pedestrians can easily find crosswalks without having to go out of their way, but many areas have long blocks with widely-spaced intersections and fewer crossing opportunities. Mid-block crosswalks may provide a convenient crossing for pedestrians when other crossing opportunities are distant, or where a destination creates high crossing demand. Site-specific analysis and environmental clearance would be required for any proposed mid-block crossing to identify whether it would result in or contribute to unacceptable levels of service or delay to transit vehicles. These improvements may include:

- Flashing beacons
- Special Intersection Paving
- Raised median midblock pedestrian crossing

Addressing walking distance to beach access points and commercial areas will enhance mobility and accessibility. These improvements are particularly needed to address lack of connectivity between the east and west side of roadways. The following lists the intersections at which improvements could be made to allow for safe pedestrian crossings:

1. A1A and Palm Club Drive - midblock crossing at this location.



2. A1A midblock crossing at approximately Coral Reef Drive signalization improvements.



3. Sidewalk improvement to beach access behind Mulligans.

4. Seagrape Drive between Commercial Boulevard and Hibiscus Avenue - midblock crossing.
5. Seagrape Drive and Washingtonia Avenue crosswalk improvements.

6. Washingtonia Avenue and Poinciana Street - Intersection crosswalk improvements.
7. Poinciana Street and Friedt Family Park - midblock crossing.

8. Bougainvilla Drive and Friedt Family Park - midblock crossing to access beach.

9. Bougainvilla Drive north of Friedt Family Park - existing midblock signalization improvements.
10. A1A and Hibiscus - Midblock crossing to Visitor Center.

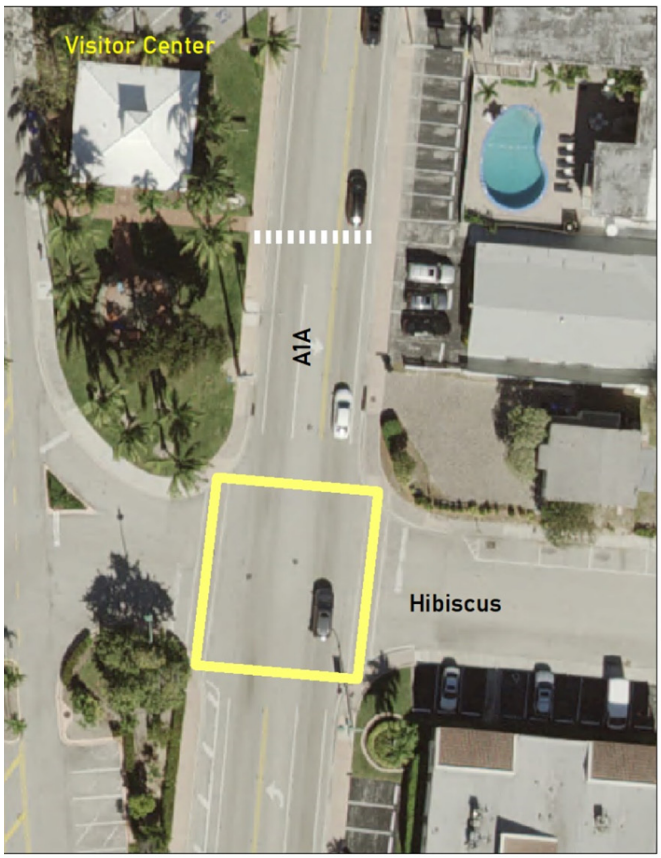

The Conceptual Pedestrian Network Map shows the conceptual pedestrian network, including sidewalks/ shared use paths, and crossings. The Town should:

- Acquire land as needed for sidewalk rights-of-way as desired.
- Repair sidewalks and/or remove obstructions
- Begin completing the Sidewalk Network
- Provide additional shade, shelter, and seating
- Create Mixed Use Paths to continue to complete the sidewalk network
- Develop possible greenways
- Enhance crossings

Conceptual Pedestrian Network Enhanced Crossings

Legend

- Enhanced Crossings

Traffic Calming

The Town should over time reduce the neighborhood vehicular speed from 25 to 20 mph on all local roads, especially those next to heavily used roadways such as Seagrape Drive. The various types of traffic calming devices such speed humps and chicanes, as described earlier in the study, may be useful to slow speeds on Lauderdale-By-The-Sea's neighborhood roads. It is recommended that the Town conduct a traffic calming speed study to determine if and what type of traffic calming devices are needed on the following roadways:

1. Codrington Drive
2. Imperial Lane
3. Bougainvilla Drive
4. Poinciana Street
5. Seagrape Drive
6. West Tradewinds Avenue
7. Washingtonia Avenue
8. Basin Drive
9. Pine Avenue



Bicycling Enhancements

Bicycling can serve as a mobility option once the appropriate infrastructure is in place. Bicycle facilities come in multiple forms and function for travel and storage. Storage bicycle racks and lockers can also double as public art. Bicycle facilities for travel range from sharrows to bike lanes, shared use paths and cycle tracks, as discussed earlier. Existing connections in the Town need to do the following:

- Connect to and from the region;
- Integrate the neighborhoods into the connection;
- Create ease of internal mobility; and
- Better connect the west single-family homes to the beach and the commercial areas.

Local bicycling facilities were evaluated and included as well as the LOS for the facilities. The amount of bicycle parking is sufficient in some areas of the Town, but not in others. Bicycle facility recommendations are provided below:

- Complete the bicycle network grid
- Improve existing bicycle facilities
- Provide additional BShare stations at north and south end of A1A and/or El Mar Drive
- Provide bicycle racks at the following locations:
  - o Beach Access point at approximately North A1A 1600 S. Ocean Avenue
  - o Beach Access point at approximately S. A1A Ocean Club Drive
  - o Beach Access point at Hibiscus Avenue
  - o Beach Access point near El Mar Drive south of Commercial Boulevard (behind Mulligans restaurant)
  - o North side of Commercial Boulevard between A1A and El Mar Drive

The existence of multiple groups with divergent needs raises the question: What are the appropriate facilities for Lauderdale-By-The-Sea? Accommodating different groups in a diverse community means that the Town should be planning for an integrated bicycle grid with multiple options, such as:

BIKE LANES

Bicycle lanes should be at least 4′ in width on each side of the roadway except for one-way streets and should be marked in green paint. Bike lanes are recommended for A1A, Bougainvilla Drive (north of Commercial Boulevard), Washingtonia Avenue, Poinciana Street, and Seagrape Drive.

SHARED-USE PATHS

Also known as mixed-use lanes, shared-use path generally should be 10′ in width, though more space can be given as necessary. Due to the combination of uses, shared-use paths are good candidates for areas with more limited right-of-way available, or where more space for both pedestrians and bicyclists are desired.

SHARROWS

Other roadways within the grid are designated as sharrows. While technically bicyclists can ride on any roadway, as bicycles are legally defined as vehicles, the purpose of designating specific roadways is to 1) Create a knowledge system of routes for potential riders; 2) Ensure that markings are in place to warn drivers; 3) To provide a focal point for additional "greenway" landscaping when possible, and 4) To provide a system which allows for continued monitoring for traffic calming and other needs to ensure continued safety. Roadways in the grid designated as sharrow roadways are: Tradewinds Avenue, both West and East, and Bougainvilla Drive, south of Commercial Boulevard.

Additionally, bicycle parking requirements could be modified, and additional racks and lockers could be installed at key hub locations. The Town may consider implementing bicycle parking/rack requirements for new commercial and multi-family developments.

Minimum requirements for bicycle parking or racks for residential and commercial developments could be implemented to create additional facilitites.

The Town should explore utilizing protected bicycle intersections such as bike boxes, at locations with high traffic, such as A1A and Commercial Boulevard.

Bike Racks are needed at the following locations:

1. Beach Access point at approximately 1600 S. Ocean Drive (A1A)
2. Beach Access point north of Sea Watch Restaurant
3. Beach Access point at Hibiscus Avenue
4. Beach Access point near El Mar Drive south of Commercial Boulevard (behind Mulligans restaurant)
5. North side of Commercial Boulevard between A1A and El Mar Drive

BICYCLE EDUCATION

It is believed that recommendations will be best implemented if they are administered by a committee that can help craft various policies or educational efforts and make recommendations to the Town Commission. For staff to administer to such an effort alone, on top of their existing responsibilities could be overburdening. As such a Bicycle/Pedestrian Committee is recommended to be tasked with developing bicycle and pedestrian programs such as a public education campaign. This is a multi-faceted effort that could encompass the following:

- Developing a bicycle facilities map
- Developing a bicycle brochure discussing safety, equipment, etc.,
- Working with local partners to assist in the development and funding of educational materials, and needed equipment such as helmets, etc.,
- Coordinating with local groups to discuss the benefits of biking and walking

This group could also assist in circulating the educational material with local merchants to make cycling and walking a more accepted practice in the Town.

As a result of the existing conditions analysis and public input about fifty projects were developed in four project classifications:

- Pedestrian Focused Improvements
- Bicycling Focused Improvements
- Traffic Calming
- Planning & Design

Lauderdale-By-The-Sea can fund these projects from a variety of sources. Most of the sidewalk additions and repairs would typically come from its capital improvement budget, or transportation fund. Grant opportunities exist on many levels.

Conceptual Project List

Rank	Facility	From	To	Recommended Improvement	Project Type	Planning Level Cost Estimates
1	Hibiscus	Seagrape	Bougainvilla	Construct 230 linear feet of 5′ sidewalk to connect existing sidewalk grid	Pedestrian Focused Improvements	$7,088
2	Townwide			Policy/Ordinance regulating no new sidewalk facilities to be built with obstructions	Pedestrian Focused Improvements	$3,000 - $8,000
3	Townwide			Policy/Ordinance regulating golf carts		$3,000 - $8,000
4	Seagrape			Crosswalk at Washingtonia to provide connectivity from west to east 2 ramps 2 detection strips	Pedestrian Focused Improvements	$41,472
4	Bougainvilla			Crosswalk improvements @ Hibiscus (ramps, detection strips (2), paint)	Pedestrian Focused Improvements	$1,352
4	Ocean Dr A1A			Midblock Crosswalk at Visitor Center	Pedestrian Focused Improvements	Ground Flashers (Solar Powered) $40,000 Flashing Beacons $15,000 Pedestrian hybrid beacon $58,000 High Visibility Thermoplastic Striping 24″ $2.74/linear ft at 40lf High Visibility Thermoplastic Striping 12″ 1.47/linear ft ADA Compliant Curb Ramps at Crosswalk $1,150 Each In Street Crosswalk Stop Sign (Stop for Pedestrians within Crosswalk) $375 each Total between $45,000 - $60,000
4	Ocean Dr A1A			Midblock Crosswalk at Palm Club Drive	Pedestrian Focused Improvements	Ground Flashers (Solar Powered) $40,000 Flashing Beacons $15,000 Pedestrian hybrid beacon $58,000 High Visibility Thermoplastic Striping 24″ $2.74/linear ft at 40lf High Visibility Thermoplastic Striping 12″ 1.47/linear ft ADA Compliant Curb Ramps at Crosswalk $1,150 Each In Street Crosswalk Stop Sign (Stop for Pedestrians within Crosswalk) $375 each Total between $45,000 - $60,000+ (possible driveway clearance issues)
4	Washingtonia	Seagrape	Poinciana	Construct 280 linear feet (north side of roadway) of sidewalk to connect existing sidewalk grid	Pedestrian Focused Improvements	$8,538
5	Seagrape	Commercial	Hibiscus	Construct approx 1,600 linear feet of 5′ sidewalk on east side of roadway	Pedestrian Focused Improvements	$48,332
6	Ocean Dr A1A			4′ Bicycle Lanes (Green lane markers)	Bicycling Focused Improvements	$1.2 million
7	Townwide			Policy/Ordinance requiring owners to maintain clear sidewalks	Pedestrian Focused Improvements	$3,000 - $8,000
8	Bougainvilla	Pine Avenue	Hibiscus	Implement 4′ bicycle lane to provide connectivity	Bicycling Focused Improvements	$406,689
9	Various			Conduct a speed/count study to determine if the construction of traffic calming devices along requested corridors are required.	Traffic Calming	$4,000 each
9	Seagrape			Install traffic calming device south of Commercial (Dependent on results of traffic calming study)	Traffic Calming	Speed Hump $2,800/hump $9,000-$13,000/chicane/bulb-out $85,000+/circle
10	Various			Provide bicycle safety educational program	Bicycling Focused Improvements	$10,000 - $40,000
11	Poinciana			Intersection improvement crosswalk at Washingtonia (Raised intersection/Traffic Calming)	Pedestrian Focused Improvements/Traffic Calming	$50,000 - $114,000
12	Various			Develop and adopt a standard template for wayfinding within the Town	Planning & Design	$15,000
12	Bougainvilla			Midblock Crosswalk at Friedt Family Park to provide connectivity from west to east (beach access at south side of park)	Pedestrian Focused Improvements	$41,812

Rank	Facility	From	To	Recommended Improvement	Project Type	Planning Level Cost Estimates
12	Bougainvilla			Midblock Crosswalk improvement (flashers) at North of Friedt Family Park	Pedestrian Focused Improvements	$40,340
12	Bougainvilla			Midblock Crosswalk at Visitor Center to connect existing sidewalk grid	Pedestrian Focused Improvements	$41,812
12	Ocean Dr A1A	Imperial	Condrington	4′ Bicycle Lanes	Bicycling Focused Improvements	$45,000
12	Ocean Dr A1A			Enhanced Midblock Crosswalk at SE 19th Street (beacons/flashers)	Pedestrian Focused Improvements	Ground Flashers (Solar Powered) $40,000 Flashing Beacons $15,000 Pedestrian hybrid beacon $58,000 High Visibility Thermoplastic Striping 24″ $2.74/linear ft at 40lf High Visibility Thermoplastic Striping 12″ 1.47/linear ft ADA Compliant Curb Ramps at Crosswalk $1,150 Each In Street Crosswalk Stop Sign (Stop for Pedestrians within Crosswalk) $375 each Total between $45,000 - $60,000
12	Poinciana			Midblock Crosswalk at Friedt Family Park to provide connectivity from west to east	Pedestrian Focused Improvements	$41,812
12	Poinciana	Friedt Family Park	Commercial	Construct 448 linear feet (east side of roadway to El Prado) of sidewalk to connect existing sidewalk grid	Pedestrian Focused Improvements	$13,694
12	Bougainvilla	Friedt Family Park	Commercial	Construct 448 linear feet (west side of roadway to El Prado) of sidewalk to connect existing sidewalk grid	Pedestrian Focused Improvements	$13,694
13	Various			Conduct Traffic Calming Study	Traffic Calming	$45,000
14	Hibiscus			Traffic Calming Device (dependent on results of speed/count study)		Speed Hump $2,800/hump $9,000-$13,000/chicane/bulb-out $85,000+/circle
14	Codrington			Install traffic calming device (Dependent on results of traffic calming study)	Traffic Calming	Speed Hump $2,800/hump $9,000-$13,000/chicane/bulb-out $85,000+/circle
14	Imperial Lane			Install traffic calming device (Dependent on results of traffic calming study)	Traffic Calming	Speed Hump $2,800/hump $9,000-$13,000/chicane/bulb-out $85,000+/circle
14	Bougainvilla			Install traffic calming device (Dependent on results of traffic calming study)	Traffic Calming	Speed Hump $2,800/hump $9,000-$13,000/chicane/bulb-out $85,000+/circle
14	Poinciana			Install traffic calming device (Dependent on results of traffic calming study)	Traffic Calming	Speed Hump $2,800/hump $9,000-$13,000/chicane/bulb-out $85,000+/circle
14	West Tradewinds			Install traffic calming device (Dependent on results of traffic calming study)	Traffic Calming	Speed Hump $2,800/hump $9,000-$13,000/chicane/bulb-out $85,000+/circle
14	Washingtonia			Install traffic calming device (Dependent on results of traffic calming study)	Traffic Calming	Speed Hump $2,800/hump $9,000-$13,000/chicane/bulb-out $85,000+/circle
14	Basin			Install traffic calming device (Dependent on results of traffic calming study)	Traffic Calming	Speed Hump $2,800/hump $9,000-$13,000/chicane/bulb-out $85,000+/circle
14	Pine			Install traffic calming device (Dependent on results of traffic calming study)	Traffic Calming	Speed Hump $2,800/hump $9,000-$13,000/chicane/bulb-out $85,000+/circle
14	Lombardy			Install traffic calming device (Dependent on results of traffic calming study)	Traffic Calming	Speed Hump $2,800/hump $9,000-$13,000/chicane/bulb-out $85,000+/circle
14	Various			Reduce neighborhood vehicular speed from 25 mph to 20 mph on all local roads	Traffic Calming	$25,000
15	South Tradewinds			Install traffic calming device (Dependent on results of traffic calming study)	Traffic Calming	Speed Hump $2,800/hump $9,000-$13,000/chicane/bulb-out $85,000+/circle
15	East Tradewinds			Install traffic calming device	Traffic Calming	Speed Hump $2,800/hump $9,000-$13,000/chicane/bulb-out $85,000+/circle
16	Poinciana			Lighting Improvements	Pedestrian Focused Improvements	In-pavement system $18,000-$40,000, Individual $5,800
16	Bougainvilla			Lighting Improvements	Pedestrian Focused Improvements	In-pavement system $18,000-$40,000, Individual $5,800

Rank	Facility	From	To	Recommended Improvement	Project Type	Planning Level Cost Estimates
16	Washintonia			Lighting Improvements	Pedestrian Focused Improvements	In-pavement system $18,000 - $40,000, Individual $5,800
17	Townwide			Policy requiring commercial and multi-family development to provide bicycle racks/parking.	Bicycling Focused Improvements	$3,000 - $8,000
17	Various			Expansion of B-Cycle to additional location by adding one or two kiosk locations at north and south side of A1A or El Mar Drive	Bicycling Focused Improvements	$40,000 - $60,000
18	Ocean Dr A1A			Bike box at Commercial and A1A	Bicycling Focused Improvements	$1,660
19	Beach Access			Improve striping from beach access to sidewalk behind Mulligan's	Pedestrian Focused Improvements	$850
20	Various			Adopt Bicycle LOS Standard, recommended LOS B	Bicycling Focused Improvements	$3,000 - $8,000
21	Bougainvilla	Commercial	Visitor Center	Provide shade via structure, benches, trees	Pedestrian Focused Improvements	$50,000
21	Various			Amenity Program: Provide benches, pet amenities (waste bags & disposal), trees/landscaping, and other features throughout the City	Pedestrian Focused Improvements	$60,000
22	Beach Access			Provide Bicycle Rack at Ocean Drive North	Bicycling Focused Improvements	(10 ft, fits approximately 8 bicycles each) $7,500 each or $200/rack
22	Beach Access			Provide Bicycle Rack at Ocean Drive South	Bicycling Focused Improvements	(10 ft, fits approximately 8 bicycles each) $7,500 each or $200/rack
22	Beach Access			Provide Bicycle Rack at Hibiscus	Bicycling Focused Improvements	(10 ft, fits approximately 8 bicycles each) $7,500 each or $200/rack
22	Commercial			Provide Bicycle Rack at North side of Commercial Boulevard between A1A and El Mar	Bicycling Focused Improvements	(10 ft, fits approximately 8 bicycles each) $7,500 each or $200/rack
23	Various			Shared lanes or sharrows, all roadways classified as local	Bicycling Focused Improvements	Pavement marking 20 at $300 total $6,000
24	Commercial			Installation of bollards and landscaping in median west of A1A	Pedestrian Focused Improvements	$730-$4,000
25	Townwide			Art in Public Spaces at beach access locations and crosswalks	Pedestrian Focused Improvements	$45,000

Disclaimer: All projects subject to maintaining agency approvals. The Town will work with the agencies outside jurisdiction for approvals.

Projects were scored based on the following criteria:

- Project increases accessibility to economic hubs
- Project reduces vehicle trips on major corridors
- Project reduced vehicle trips on local streets
- Project shifts modes from auto to other
- Project does not adversely affect the environment
- Project improves network connectivity
- Project improves safety
- Public input

Potential Projects

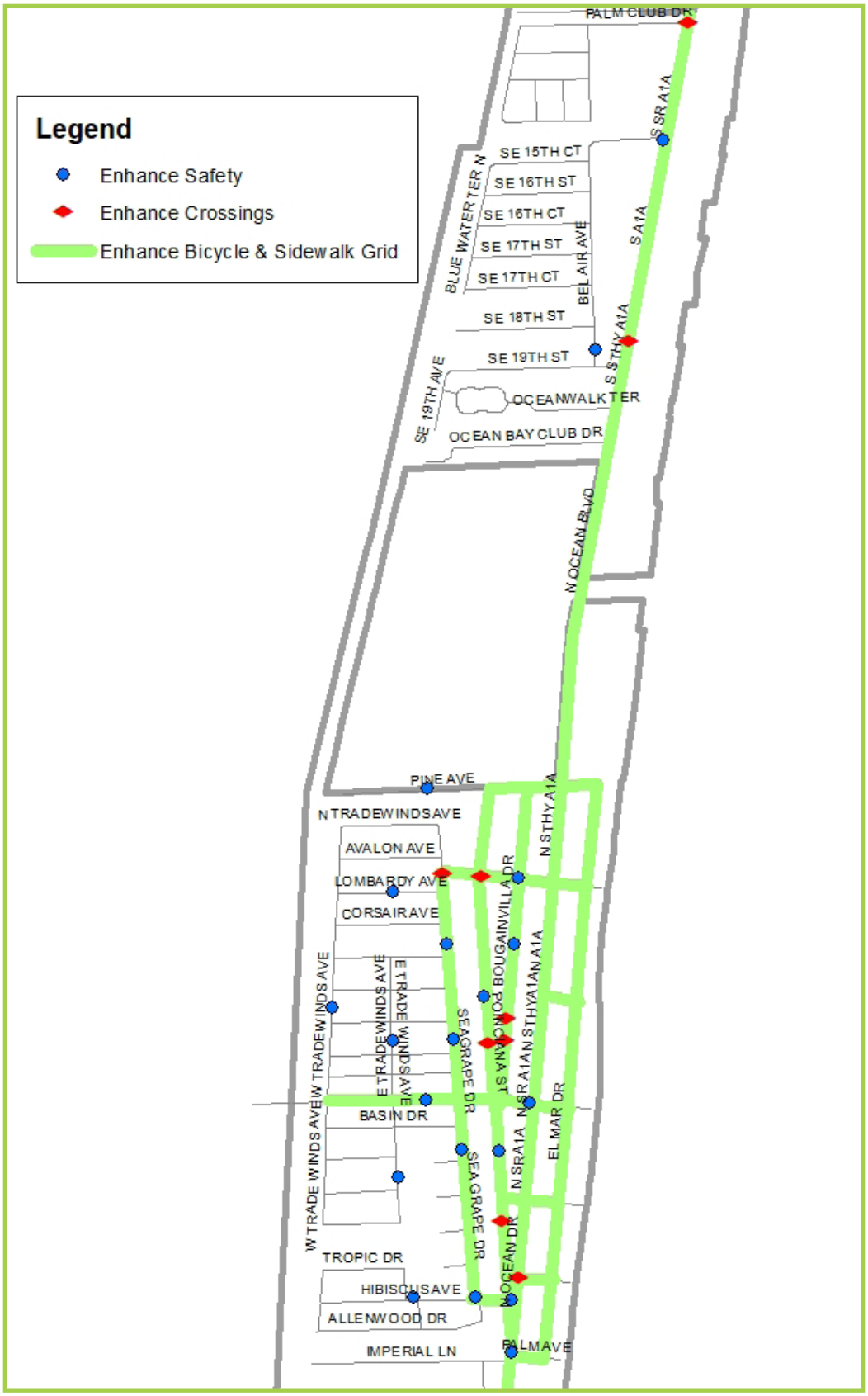

Priority Projects

Based on the above-mentioned scoring criteria, the following projects were identified as high priority projects that can be implemented.

- Sidewalk connectivity along Hibiscus Avenue from Seagrape Drive to Bougainvilla Drive
- Crosswalk improvement at Hibiscus Avenue and Bougainvilla Drive
- Crosswalk on Seagrape Drive at Washingtonia Avenue to provide east west connectivity

1. Construction of 230 linear feet (.044 miles) of 5′ sidewalk along Hibiscus Avenue from Seagrape Drive to Bougainvilla Drive. 5′ sidewalk along north side of the roadway with 4″ depth. This project would cost approximately $7,088. For details see Appendix C.

Drawing is conceptual and not to scale.

2. Crosswalk improvement at Hibiscus Avenue and Bougainvilla Drive would only cost the Town $1,352. This cost includes 40 linear feet of Thermoplastic 12″, 80 linear feet of Thermoplastic 24″, detectable warnings, and concrete sidewalk and driveways 4″. For details see Appendix C.

3. Crosswalk on Seagrape Drive/Washingtonia Avenue to provide east west connectivity would cost the Town approximately $41,472. This would include 12" and 24" Thermoplastic, detectable warnings, signage, and solar powered ground flashers. For details see Appendix C.

Drawing is conceptual and not to scale.

Comparable Projects

CITY OF HOLLYWOOD

The City of Hollywood has performed mobility improvements at various locations. The Broward Metropolitan Planning Organization (MPO) is investing over $300 million to create safer, healthier communities in Broward County. This project is one of many within a larger plan to create enhanced bicycle, pedestrian, and public transportation access. Project length is 5.4 miles and includes installation of bike lanes along Hollywood Boulevard and Park Road; shared lane pavement markings along 35th Avenue, Polk Street, Rainbow Drive, Circle Drive, and Van Buren Street to enhance the safe travel of bicycles and motor vehicles in the same traffic lane; installing sidewalks along Fillmore Street, Hollywood Boulevard, and the intersections of Polk Street and Van Buren Street at 24th Avenue; adding a mid-block crossing on Hollywood Boulevard, east of 28th Avenue; relocating the existing water main on the north side of Hollywood Boulevard; and adding french drains on Hollywood Boulevard between Academy Circle and 35th Street, and on Park Road between Washington Street and Johnson Street.

Construction Cost: $3,049,774
Construction Start Date: July 10, 2019
Anticipated Completion: Fall 2020
Source: www.d4fdot.com

CITY OF POMPANO BEACH

The City of Pompano Beach is in the process of installing sidewalks on NE 6th Street and SW 6th Street to improve connectivity and the addition of high emphasis pavement markings at railroad crossings.

Estimated Construction Cost: $277,929
Completion Date: Summer 2020

Source: www.d4fdot.com

CITY OF FORT LAUDERDALE

The City of Fort Lauderdale completed the installation of pedestrian safety improvements on N. Andrews Avenue and NE 3rd Avenue at NE 1st Street as part of the Vision Zero initiative in 2019. Construction included crosswalks, pedestrian refuge areas, landscaped medians and lights. Funded through the City's CIP $500,000 was used to construct improvements as part of the Downtown Walkability Program.

Additional improvements along Las Olas Boulevard included raised intersections funded through the same CIP program. The duration of the project was 6 months.

Source: www.fortlauderdale.gov

Completed: 2018 Cost:$600,000 including design

CITY OF WESTON

The Saddle Club Road from West Lakeview Drive to Weston Road project includes bike lanes and lane width reduction. Funded by 2020 MPO CSLIP administered by FDOT on behalf of the City of Weston.

Length: 1.767 miles Cost: $414,000 Completion: 2025

Recommended Policies

Several ordinances can be implemented in the Town to assist with Bicycle and Pedestrian enhancement and safety efforts.

- An Ordinance to require property owners to maintain clear sidewalks so that they are not hazardous to pedestrians or cyclists.

- Expand the Seagrape Drive Sidewalk Plan efforts to other areas. The Town of Lauderdale-By-The-Sea adopted Article XI Seagrape Drive Sidewalk Plan in an effort to improve sidewalks along the Seagrape Drive right-of-way. These are construction guidelines for sidewalks on the east side of Seagrape Drive right-of-way. All new development and redevelopment of property along this roadway is required to provide for a frontage sidewalk which conforms with the elements in the section of the code.

- Golf Cart Ordinance: The Town needs to make a determination as to whether or not golf carts are permitted on bicycle facilities and sidewalks. The Town utilizes golf carts for staff to get around Town for inspections, site visits, and other business. House Bill 971 has provided cities and counties the ability to enact ordinances regulating the operation of golf carts, when such us is permissible under federal law. The Town would need to consider the character of the community, and the locations that golf carts would be allowed.

- There are a great number of utilities such as power poles and fire hydrants obstructing sidewalks. An effort should be made to ensure that new facilities are not constructed with built in obstructions. This could be implemented by adopting the appropriate policy in the Land Development Regulations.

- Beach Access Enhancements: The Town could implement Art in Public Places through beach access enhancements and painted crosswalks.

IMPLEMENTATION

It is recommended that the Town of Lauderdale-By-The-Sea create an implementation plan. This is an effective tool that can formalize the implementation of the selected projects. This should include staff and decision makers involved in the planning, design, construction, and maintenance of the Town roadways. Timelines must be integrated in this process with the examination of existing policies, documents, and procedures.

The implementation plan must include an evaluation of the design process, any network gaps, and transportation infrastructure. It should also include standards, best practices, evaluation of street design, and a project checklist.

► APPENDIX A: GOALS, OBJECTIVES, AND POLICIES

FUTURE LAND USE

Goal I.0
To maintain a coastal, resort oriented residential community characterized by a land use mix which reflects a balancing of year round, seasonal and tourist population needs with minimal disruption to natural systems that discourages urban sprawl, is energy efficient and reduces greenhouse gas emissions.

Objective 1.1
To provide and maintain the Level of Service Standards for all community services.

Policy 1.1.3: Require all proposals for development and redevelopment to meet drainage requirements for on-site water retention, provide safe and convenient on-site traffic flow and provide required on-site parking.

Policy 1.5.2: Within the Town, maintain the Town's low rise, pedestrian scale in the review of future development and redevelopment considerations consistent with the Town Charter.

Policy 1.5.9: Priority shall be given to water-dependent uses such as marinas and public access to waterways, in decisions affecting waterfront property.

Objective 1.6
To improve the overall physical appearance of the Town's business and seasonal residential areas.

Policy 1.10.2: The Town will encourage and implement the use of compact building design principles which preserve more open space, contain mixed use, support multimodal transportation options, make public transportation viable, reduce infrastructure costs and take advantage of recycled building materials.

RECREATION AND OPEN SPACE

Goal 3.0
To satisfy the recreational needs of Town residents through the provision of various recreation facilities and opportunities.

Objective 3.1
Provide for public access to and interaction with the Town's beach area.

Policy 3.1.1: Maintain and upgrade the Town's existing beach access points and adjacent vehicular parking areas.

Policy 3.1.5: Continue to seek funding support for upgrading beach access locations through grants and other funding opportunities.

Policy 3.2.2: If deemed satisfactory, allow private efforts to provide additional improvements or facilities to the Town's major park or Public Beach Area.

TRANSPORTATION ELEMENT

Goal 4.0
To maintain a local transportation system that serves the needs of the community in a safe, efficient, cost effective and aesthetically pleasing manner that promotes the reduction of greenhouse gas emissions.

Objective 4.1
Reduce the annual percentage rate of accidents occurring on Town roadways during the planning period.

Policy 4.1.5: Budget or secure agency funding for safety related activities on an "as needed" basis.

Policy 4.1.6: Except for schools, regional and community facilities shall be located close to major traffic corridors and mass transit routes adequate to carry the volume of traffic generated by such facilities.

Policy 4.1.7: Protect the safety of motorists, bicyclists and pedestrians by controlling the connections of driveways and access points to roads using, where possible, the FDOT Access Management Guidelines on State roadways.

Objective 4.3
Minimize through traffic and traffic speeds in residential areas.

Policy 4.3.1: Implement a traffic calming program to reduce "cut-through" traffic and speeds in neighborhood areas.

Policy 4.3.2: Utilize a variety of techniques to calm traffic volumes in neighborhoods including traffic control changes, traffic calming measures and enforcement.

Policy 4.3.3: Monitor traffic speeds in residential areas and utilize selective enforcement at problem locations.

Policy 4.4.2: Prohibit back out parking on SR A1A and Commercial Boulevard.

Policy 4.4.3: Require all sidewalk construction to provide handicapped ramps.

Objective 4.5
Provide for existing and future right-of-way needs and developer responsibility for project related transportation improvements.

Policy 4.5.1: As a condition of project development approval, secure existing and future right-of-way conveyances or easements for SR A1A and Commercial Boulevard consistent with the Broward County Trafficways Plan.

Policy 4.5.3: Continue to promote ridership and utilization of the Lauderdale-By-The- Sea Community Shuttle.

Policy 4.6.2: Work with Broward County and FDOT to consider low cost solutions to problem intersection operation.

Policy 4.6.3: Request Broward County and or the State to provide turn lanes and bus bays at designated locations along SR A1A and Commercial Boulevard.

Objective 4.7
Improve non-vehicular transportation modes such as mass transit, pedestrian and bicycle circulation in the Town thereby promoting the reduction of greenhouse gas emissions.

Policy 4.7.1: Investigate providing bicycle routes in conjunction with traffic and pedestrian signal locations.

Policy 4.7.2: Establish a program to identify locations where sidewalks are required within the single family residential area.
Policy 4.7.3: Improve street signage relative to bicycles and pedestrian activities.

Policy 4.7.5: Participate in bicycle planning programs of the Broward MPO and District IV of the FDOT to provide bike lanes and include consideration of bicycle and pedestrian ways in transportation planning activities.

Policy 4.7.6: Where feasible, include the construction of sidewalks and bikeways in all improvement projects; include ample signage and/or pedestrian signalization to designate and promote preferred non-vehicle routes to promote the reduction of greenhouse gas emissions.

Policy 4.7.7: Investigate the feasibility of installing bicycle racks at Town parks, beach portals, bus stops, commercial establishments and tourist centers to promote the reduction of greenhouse gas emissions.

Policy 4.7.8: Support Broward County's implementation of the potential SR A1A Greenway including a multipurpose path, bike lanes and sidewalks.

Policy 4.7.9: Coordinate with the Broward County Mass Transit Division, the Broward County Metropolitan Planning Organization and the Florida Department of Transportation to provide a more transit friendly, pedestrian and pleasing environment of bus stops, shelters and wider sidewalks within the Town to promote the reduction of greenhouse gas emissions.

Policy 4.7.10: Incorporate pedestrian improvements into the 2011 update of the Town's Master Plan to encourage increased walking and reduce automobile vehicular miles of travel.

Policy 4.7.11: Identify cost effective capital improvements such as bicycle racks/lockers, kiosks, sidewalk improvements, signage, etc., that improve pedestrian, multi-modal and transit ridership in the Town's 2012 Five Year Capital Improvement Program thereby reducing greenhouse gases.

Objective 4.8
Provide roadway facilities that are visually pleasing.

Policy 4.8.3: Establish a program for roadway, landscaping, pedestrian, lighting, drainage and utility improvements to El Mar Drive.

Policy 4.8.4: Continue to implement a program to reduce the amount of paved swales within the residential neighborhoods.

Objective 4.9

Policy 4.10.2: Encourage mixed use and transit oriented developments which support increase transit ridership, pedestrian movements, bicycling and other non-auto travel

Policy 4.11.1: Work with Broward County Mass Transit Division and the Broward MPO to secure bus bays along major transit corridors.

ECONOMIC/REDEVELOPMENT

Goal 10.0

To promote the continued economic vitality of the Town's seasonal residential and business areas in a manner sensitive to the overall best interests of existing Town residents.

Policy 10.2.1: The Town shall consider and develop a local funding strategy to implement facility and landscaping improvements to the Town's parks and recreation facilities, Town properties, beach access points, public right-of-ways and major entryways.

Objective 10.3

To broaden the tourist market base by encouraging innovation and modernization in the type, character and appearance of local tourist residential and business uses.

Objective 10.6

Provide for the perpetuation of the overall low-rise, pedestrian oriented atmosphere of the southern portion of the Town consistent with the Charter.

Policy 10.6.1: Maintain Plan land use designations and current building height limitation consistent with the Charter.

Policy 10.6.2: With regard to the above, consider amendments to the Plan with a clear emphasis towards maintaining an open, pedestrian friendly building character.

HOUSING

Policy 2.5.1: The Town shall promote new housing projects which contain compact building design principles, mixed use, medium to medium high densities, promote pedestrian activity and support multi-modal transportation options.

▶ APPENDIX B: LBTS PEDESTRIAN PLAN PUBLIC OUTREACH SURVEY

Town of Lauderdale-By-The-Sea Pedestrian Plan Public Outreach Survey

Q1 What is the primary way you get around Lauderdale-By-The-Sea? (1 is use frequently - 6 is use the least)

Answered: 177 Skipped: 0

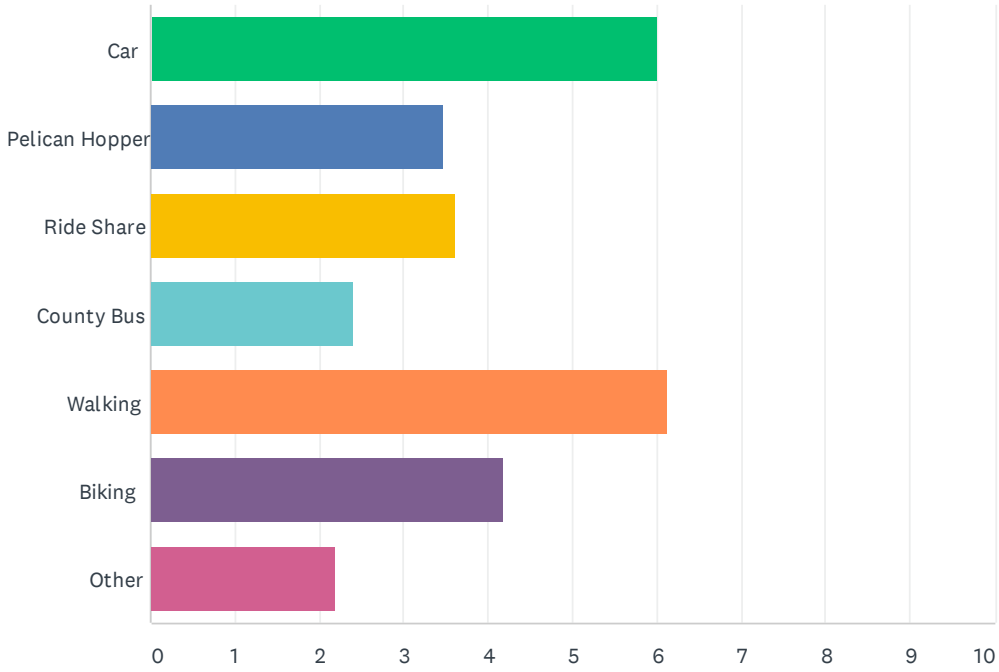

	1	2	3	4	5	6	7	TOTAL	SCORE
Car	35.59% 63	38.98% 69	16.95% 30	7.34% 13	0.56% 1	0.56% 1	0.00% 0	177	6.00
Pelican Hopper	1.13% 2	9.04% 16	16.38% 29	20.34% 36	23.73% 42	21.47% 38	7.91% 14	177	3.47
Ride Share	0.00% 0	4.52% 8	24.29% 43	24.86% 44	25.42% 45	15.82% 28	5.08% 9	177	3.61
County Bus	1.13% 2	0.56% 1	3.95% 7	13.56% 24	20.90% 37	33.33% 59	26.55% 47	177	2.41
Walking	54.24% 96	24.86% 44	10.17% 18	2.82% 5	5.08% 9	2.82% 5	0.00% 0	177	6.12
Biking	6.78% 12	19.21% 34	22.60% 40	17.51% 31	12.99% 23	13.56% 24	7.34% 13	177	4.19
Other	1.13% 2	2.82% 5	5.65% 10	13.56% 24	11.30% 20	12.43% 22	53.11% 94	177	2.19

Town of Lauderdale-By-The-Sea Pedestrian Plan Public Outreach Survey

Q2 When you walk, what is your primary purpose? (1 is frequent reason to walk - 4 is least reason to walk)

Answered: 175 Skipped: 2

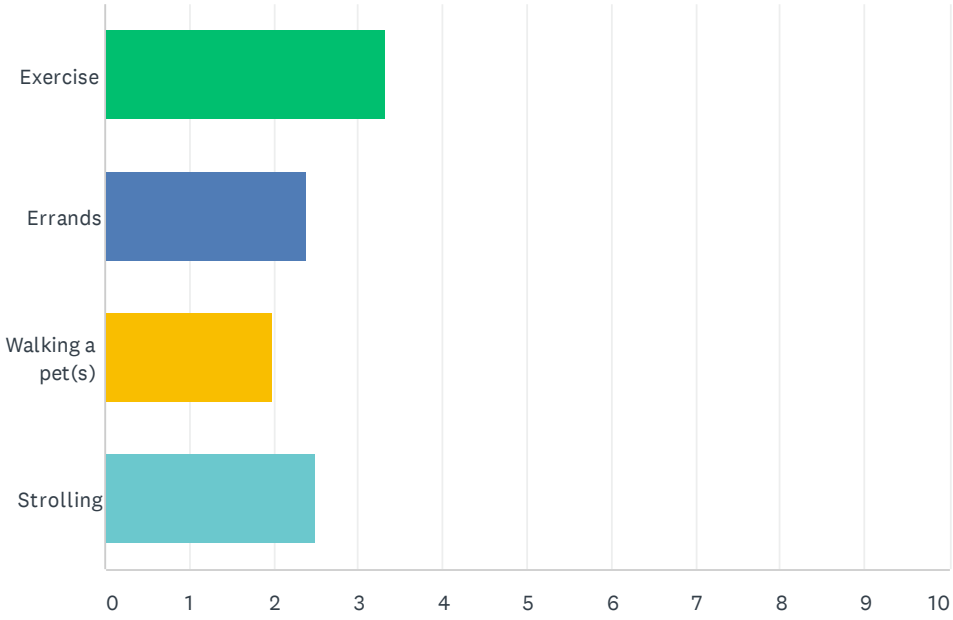

	1	2	3	4	TOTAL	SCORE
Exercise	54.97% 94	27.49% 47	12.87% 22	4.68% 8	171	3.33
Errands	13.58% 22	28.40% 46	41.36% 67	16.67% 27	162	2.39
Walking a pet(s)	18.49% 27	17.12% 25	9.59% 14	54.79% 80	146	1.99
Strolling	20.00% 32	26.88% 43	35.00% 56	18.13% 29	160	2.49

Town of Lauderdale-By-The-Sea Pedestrian Plan Public Outreach Survey

Q3 When you are on a bicycle, what is your primary purpose? (1 is frequent reason to bike - 4 is least reason to bike)

Answered: 155 Skipped: 22

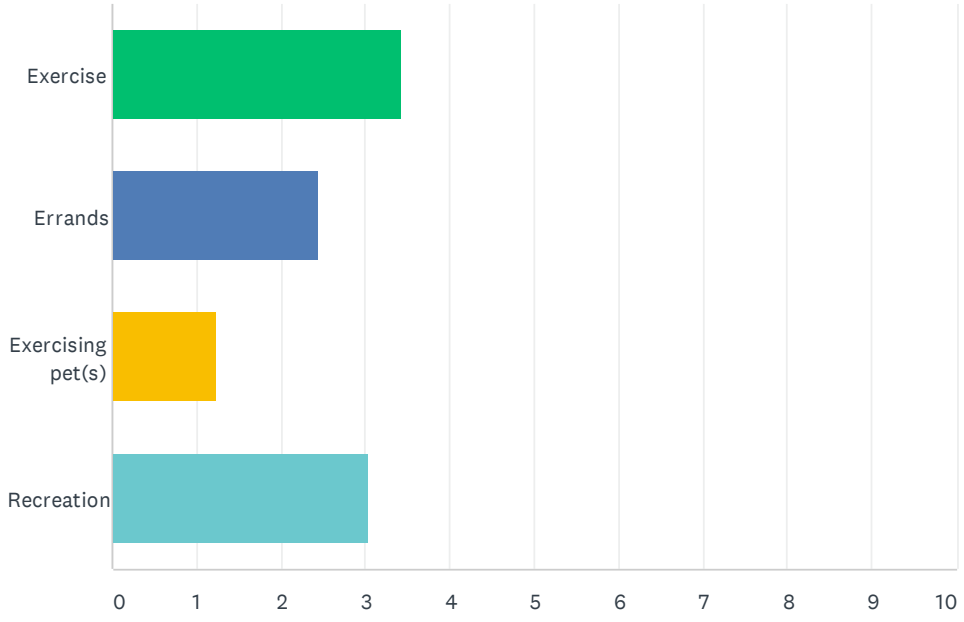

	1	2	3	4	TOTAL	SCORE
Exercise	58.39% 87	29.53% 44	9.40% 14	2.68% 4	149	3.44
Errands	9.92% 13	31.30% 41	51.15% 67	7.63% 10	131	2.44
Exercising pet(s)	0.83% 1	2.50% 3	15.83% 19	80.83% 97	120	1.23
Recreation	37.14% 52	36.43% 51	19.29% 27	7.14% 10	140	3.04

Town of Lauderdale-By-The-Sea Pedestrian Plan Public Outreach Survey

Q4 Do you run for exercise?

Answered: 177 Skipped: 0

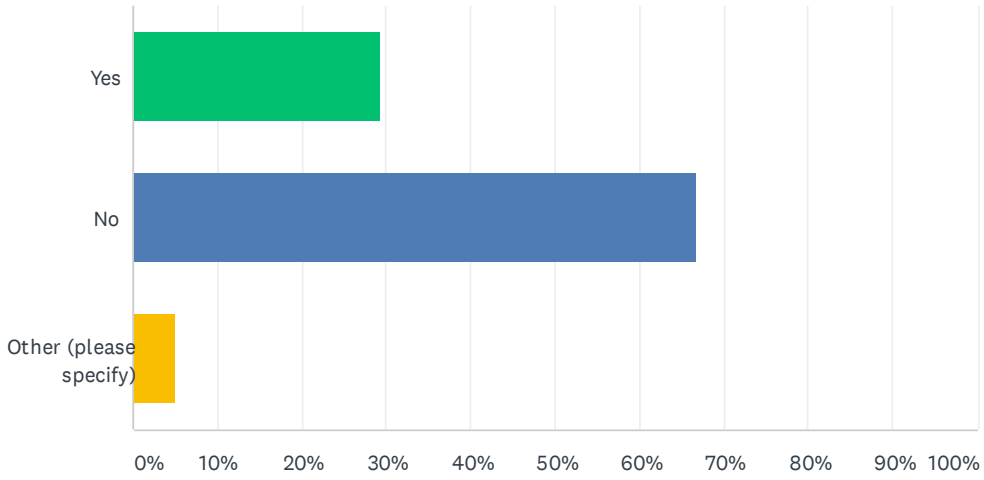

ANSWER CHOICES	RESPONSES	
Yes	29.38%	52
No	66.67%	118
Other (please specify)	5.08%	9
Total Respondents: 177		

Town of Lauderdale-By-The-Sea Pedestrian Plan Public Outreach Survey

Q5 Do you feel safe walking/biking/running in Lauderdale-By-The-Sea?

Answered: 177 Skipped: 0

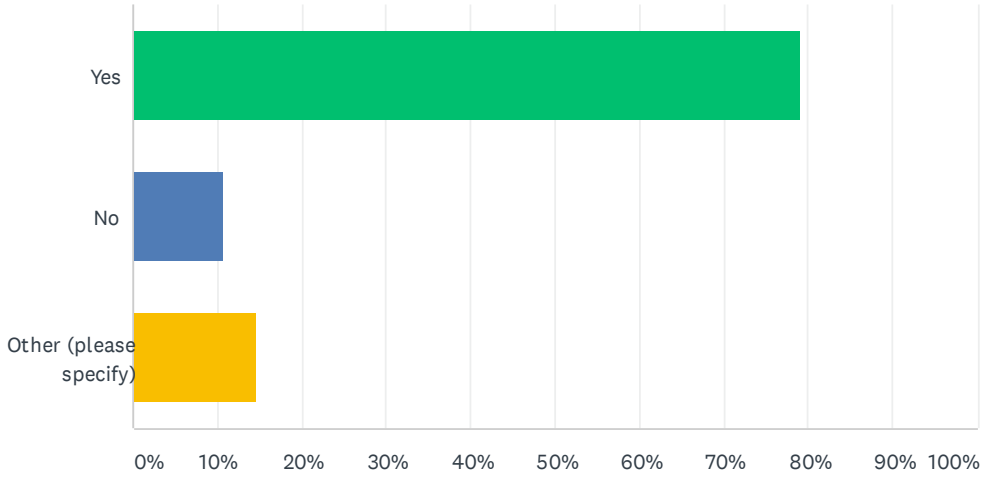

ANSWER CHOICES	RESPONSES	
Yes	79.10%	140
No	10.73%	19
Other (please specify)	14.69%	26
Total Respondents: 177		

Town of Lauderdale-By-The-Sea Pedestrian Plan Public Outreach Survey

Q6 Where are the two places you are most likely to walk/bike/run?

Answered: 176 Skipped: 1

#	RESPONSES	DATE
1	ocean drive and on the beach	6/16/2020 12:30 PM
2	To Galt Ocean Mile since I can use El Mar which has less traffic then A1A. Would like to walk in the opposite direction for a change, but there is little off main road walking except for a development that is farther to get to	6/16/2020 11:54 AM
3	Along the beach and on commercial	6/15/2020 12:13 AM
4	A1A Poinciana	6/14/2020 11:26 PM
5	1. Anglin Square/Restaurants etc 2. Publix and CVS	6/14/2020 10:11 PM
6	To pier and beach	6/13/2020 3:47 PM
7	To beach To downtown	6/13/2020 11:27 AM
8	In my neighborhood north of Commercial or Anglins Square for walking. Cycling extends to El Mar Drive and north and south on A1A	6/13/2020 9:37 AM
9	Along A1A to Commercial Blvd or to El Prado Park	6/13/2020 9:16 AM
10	Within my neighborhood and on Ocean to the beach	6/12/2020 4:00 PM
11	pier & Shopping	6/12/2020 2:07 PM
12	El Mar Drive	6/12/2020 2:01 PM
13	1900 N Ocean to Pier	6/12/2020 1:25 PM
14	El Mar, sea grape	6/12/2020 11:55 AM
15	el mar , commercial	6/12/2020 10:17 AM
16	A1a	6/11/2020 11:17 PM
17	A1A, El Mar Drive	6/11/2020 8:59 PM
18	Walk on beach ride on road all around itown	6/11/2020 6:32 PM
19	Grocery store and the pier	6/11/2020 12:29 PM
20	El Mar, Commercial from Sea Grape to beach	6/10/2020 6:01 PM
21	Beach and AIA	6/10/2020 9:49 AM
22	El Mar Drive and on A1A	6/10/2020 9:49 AM
23	El Mar which is the worst place. And the other dangerous place is by Pam Rossi's store. Bikers need to walk bikes over bridge.	6/9/2020 7:10 PM
24	To the beach Restaurant	6/9/2020 6:16 PM
25	El Mar and Sea Grape are safest for walking	6/9/2020 5:25 PM
26	Ocean Drive, beach	6/9/2020 1:25 PM
27	pier publix	6/9/2020 1:00 PM
28	Downtown, beach	6/9/2020 12:13 PM
29	Beach and supermarket	6/9/2020 10:07 AM
30	The pier	6/8/2020 9:54 PM
31	To the beach	6/8/2020 9:46 PM
32	Beach area and area around Aruba	6/8/2020 9:32 PM
33	City Center and tourist areas	6/8/2020 2:46 PM
34	Through my neighborhood and on El Mar.	6/8/2020 2:02 PM
35	To the town	6/7/2020 10:18 PM

36	Neighborhood streets To the beach	6/7/2020 6:25 PM
37	Beach and sidewalks around town	6/7/2020 3:23 PM
38	Bar/restaurant in LBTS Bar/restaurant near Pompano Pier	6/7/2020 1:26 PM
39	El mar / Bougainvilla	6/7/2020 12:41 PM
40	A1A & el mar & commercial	6/7/2020 11:17 AM
41	A1A Beach	6/7/2020 8:29 AM
42	El Mar Drive and Bougainvillea	6/7/2020 8:18 AM
43	El Mar Drive, and on the residential streets along the inland waterways	6/6/2020 10:42 PM
44	Publix #1 and downtown LBTS!	6/6/2020 8:38 PM
45	El mar Boigainvilla/ sea grape	6/6/2020 7:58 PM
46	El mar or a1a	6/6/2020 10:01 AM
47	Beach King and or restaurant	6/6/2020 9:01 AM
48	Everywhere where there is no cars	6/6/2020 12:57 AM
49	Anywhere near water	6/5/2020 10:22 PM
50	Along e beach and Elmar.	6/5/2020 6:59 PM
51	No where	6/5/2020 6:50 PM
52	Walk on sidewalk	6/5/2020 6:11 PM
53	Around the beach, shopping	6/5/2020 5:37 PM
54	Pine ace toEl Mar around to palm ave ocean	6/5/2020 5:14 PM
55	Only on the side streets and at the park	6/5/2020 5:01 PM
56	By the Beach	6/5/2020 4:56 PM
57	A1A & El mar	6/5/2020 3:41 PM
58	Along beach	6/5/2020 3:13 PM
59	Along El Mar Dr and north up A1A	6/5/2020 2:51 PM
60	A1A Beach	6/5/2020 2:31 PM
61	ElMar Drive and A1A	6/5/2020 1:11 PM
62	el mar drive and galt mile	6/5/2020 1:08 PM
63	Publix and downtown	6/5/2020 1:06 PM
64	El Mar	6/5/2020 12:57 PM
65	El mar drive down to the pier during the day. I don’t walk at night because I worry about rift raft	6/5/2020 12:33 PM
66	A1A, Terra mar island	6/5/2020 12:28 PM
67	A1A and El Mar	6/5/2020 12:23 PM
68	ElMar into town from Sea Ranch Club.	6/5/2020 12:22 PM
69	Walgreens, Publix, Pump!	6/5/2020 12:15 PM
70	Commercial to beach	6/5/2020 12:14 PM
71	Down to the area by the restaurants and pier.	6/5/2020 12:13 PM
72	The square or ElPrado Park	6/5/2020 11:37 AM
73	El Mar Drive. Washingtonia.	6/5/2020 11:31 AM

74	A1A. El mar	6/5/2020 11:04 AM
75	THIS IS A TEST. DO NOT COUNT THE ANSWERS TO THIS SURVEY.	6/5/2020 11:00 AM
76	Town center El mar	6/5/2020 11:00 AM
77	LTBS circle	6/5/2020 10:55 AM
78	Work	6/5/2020 10:03 AM
79	El mar and neighborhood	6/5/2020 10:02 AM
80	A1A	6/5/2020 9:57 AM
81	El Mar Drive Galt Ocean Mile	6/5/2020 9:51 AM
82	in our neighborhood of Bel-air and through town, down el mar drive to Caribe and back	6/5/2020 9:46 AM
83	El Mar, back/residential streets	6/5/2020 9:30 AM
84	Commercial and A1A area, and the Sea Ranch Centre	6/5/2020 9:29 AM
85	Bel Air	6/5/2020 9:15 AM
86	The beach/ the street	6/5/2020 9:04 AM
87	El Mar Bougainvillea	6/5/2020 8:53 AM
88	El Mar Drive only	6/5/2020 8:34 AM
89	El Mar	6/5/2020 8:31 AM
90	A1A just north & south of Commercial & loop thru town square	6/5/2020 8:31 AM
91	Beach or along A1A	6/5/2020 8:20 AM
92	Beach and el mar	6/5/2020 8:14 AM
93	ElMar Ocean	6/5/2020 8:14 AM
94	Aruba Ocean 101	6/5/2020 8:11 AM
95	Walk along A1A	6/5/2020 8:01 AM
96	A1A, beach	6/5/2020 5:53 AM
97	El Mar Commercial	6/4/2020 1:29 PM
98	along the beach/el mar and poinciana street	6/3/2020 11:11 AM
99	Ocean drive north of Commercial. And Commericual near the pier	6/3/2020 10:04 AM
100	El Mar and Commercial Bld	6/3/2020 8:56 AM
101	A1A	6/3/2020 7:40 AM
102	El Mar Drive A1A	6/1/2020 9:12 PM
103	El mar Drive, Bougainvilla	6/1/2020 6:51 AM
104	El mar dr A1A	6/1/2020 5:57 AM
105	Beach and into town	5/31/2020 5:11 PM
106	El Mar and a1a	5/30/2020 10:45 PM
107	El Mar - Downtown	5/30/2020 9:19 PM
108	To the beach Along A1A, Elmar, Galt Ocean Drive	5/29/2020 9:53 PM
109	Elmar drive and throughout local neighborhood streets	5/29/2020 4:12 PM
110	Neighborhoods	5/29/2020 12:47 PM
111	El Mar Drive Bouganvillea Drive Commercial Blvd	5/29/2020 9:02 AM

112	In neighborhoods around town and off of A1A	5/29/2020 7:57 AM
113	El Mar	5/29/2020 12:09 AM
114	Commercial Blvd Beach	5/28/2020 10:00 PM
115	Beach and downtown.	5/28/2020 8:59 PM
116	The loop N Tradewinds down Seagrape to Commercial and back W Tradewinds	5/28/2020 8:31 PM
117	Beach and El Mar	5/28/2020 8:23 PM
118	El mar & A1A	5/28/2020 7:04 PM
119	El Mar, A1A	5/28/2020 5:52 PM
120	arround A1A and Commercial	5/28/2020 4:40 PM
121	South to Fort Lauderdale and north to Pine on Ocean and El Mar.	5/28/2020 4:24 PM
122	A1A and Terra Mar Drive	5/28/2020 3:01 PM
123	Silver Shores area	5/28/2020 1:05 PM
124	Commercial to the beach. Silver Shores	5/28/2020 8:43 AM
125	Just walk. Does not have a bike, I don't like bikers. Too many and do not respect rules.	5/28/2020 8:20 AM
126	Elmar and A1A	5/28/2020 8:18 AM
127	South end of El Mar to Commercial Flamingo Ave to Winn Dixie	5/28/2020 8:04 AM
128	El Mar Drive, neighborhoods	5/28/2020 7:16 AM
129	A1A	5/28/2020 7:16 AM
130	El Mar and sea grape dr.	5/28/2020 6:52 AM
131	el mar drive or a1a	5/27/2020 10:23 PM
132	Residential neighborhood Town	5/27/2020 9:49 PM
133	Run the ocean	5/27/2020 9:34 PM
134	Commercial down to the ocean and along el mar drive	5/27/2020 9:09 PM
135	away from our congestion and only on sidestreets	5/27/2020 9:03 PM
136	El Mar Silver Shores	5/27/2020 8:59 PM
137	East of A1A	5/27/2020 8:51 PM
138	El mar drive, commercial	5/27/2020 8:40 PM
139	along Ocean Blvd at our condo at the Beach	5/27/2020 7:51 PM
140	Elmar drive & Commercial	5/27/2020 7:49 PM
141	Beach and El Mar	5/27/2020 7:28 PM
142	A1A Palm Club Bel Air Ter a Mar	5/27/2020 7:05 PM
143	A1A and commercial blvd	5/27/2020 7:00 PM
144	Into town to beach	5/27/2020 6:51 PM
145	1) downtown 2) grocery store	5/27/2020 6:44 PM
146	El mar drive	5/27/2020 6:40 PM
147	Commercial Ave and Publix shopping center	5/27/2020 6:38 PM
148	peir and bank	5/27/2020 6:38 PM
149	El mar	5/27/2020 6:34 PM

150	El Mar Drive Bougainvilla Drive	5/27/2020 6:29 PM
151	A1A and beach	5/27/2020 6:28 PM
152	Prado Park Plunge beach access	5/27/2020 6:14 PM
153	beach, restaurants & shops	5/27/2020 6:10 PM
154	Elmar A1A	5/27/2020 6:04 PM
155	downtown & downtown!	5/27/2020 6:03 PM
156	Near bougainville	5/27/2020 5:49 PM
157	A1A El Mar	5/27/2020 5:46 PM
158	my neighborhood (silver shores) El Mar drive to downtown	5/27/2020 5:39 PM
159	ocean 101, exercise	5/27/2020 5:28 PM
160	El Mar drive To the Square Neighborhood by publix	5/27/2020 5:27 PM
161	A1A and El Mar	5/27/2020 5:27 PM
162	Publix/El Mar Drive	5/27/2020 5:07 PM
163	Beach - run-walk A1A - Bike	5/27/2020 4:55 PM
164	El Mar and Commercial Blvd	5/27/2020 4:53 PM
165	A1A, El Mar	5/27/2020 4:53 PM
166	From Imperial to Publix on bike Walking from one end of Elmar to the other	5/27/2020 4:52 PM
167	down town	5/27/2020 4:52 PM
168	El Mar, Seagrape	5/27/2020 4:52 PM
169	Center of our town	5/27/2020 4:51 PM
170	El mar drive and beach	5/27/2020 4:51 PM
171	A1A, El Mar Drive	5/27/2020 4:50 PM
172	El mar	5/27/2020 4:50 PM
173	El Mar Drive Sea Grape	5/27/2020 4:46 PM
174	ElMar & Beach	5/27/2020 4:45 PM
175	EL MAR AND SOUTH OCEAN	5/27/2020 4:43 PM
176	El Mar and Ocean Dr	5/27/2020 4:41 PM

Town of Lauderdale-By-The-Sea Pedestrian Plan Public Outreach Survey

Q7 Where are the two places you wish were safer to walk/bike/run?

Answered: 161 Skipped: 16

#	RESPONSES	DATE
1	safer to walk on the beach	6/16/2020 12:30 PM
2	El Mar. I look for places that are shaded in the morning. I wish El Mar had a little more shade	6/16/2020 11:54 AM
3	Draw bridge	6/15/2020 12:13 AM
4	A1A Commercial Blvd	6/14/2020 11:26 PM
5	Commercial and AiA Crossing Commercial. (But we like the one cross walk)	6/14/2020 10:11 PM
6	All pretty safe	6/13/2020 3:47 PM
7	A1A Commercial	6/13/2020 11:27 AM
8	A1A and Commercial Blvd.	6/13/2020 9:37 AM
9	A1A	6/13/2020 9:16 AM
10	Ocean Blvd. Bike lanes are on street without divider	6/12/2020 4:00 PM
11	A1A&Commercial	6/12/2020 2:07 PM
12	El Mar drive	6/12/2020 2:01 PM
13	The entire town	6/12/2020 1:25 PM
14	Bouginvilla and El mar	6/12/2020 11:55 AM
15	el mar , a1a	6/12/2020 10:17 AM
16	A1A	6/11/2020 11:17 PM
17	A1A and A1A	6/11/2020 8:59 PM
18	On A1A	6/11/2020 6:32 PM
19	Wish more lighting on El Mar since some of our walks are in the evening on that street.	6/11/2020 12:29 PM
20	Ocean Drive, Sea Grape with speeders	6/10/2020 6:01 PM
21	AIA & bridges	6/10/2020 9:49 AM
22	A1A	6/10/2020 9:49 AM
23	El Mar. Bridge.	6/9/2020 7:10 PM
24	Commercial bridge	6/9/2020 6:16 PM
25	There is no sidewalk on Hibiscus Ave from Bougainvilla Dr to Tropic Drive. Very dangerous walking from the 70 homes on Tropic Dr, Allenwood Dr, and Hibiscus Ave to the beach or town. Hibiscus is the main artery that connects pedestrians from these 70 homes to the sidewalk structure at Bougainvilla Dr and sections of town east. Recommend building sidewalk on north side of Hibiscus Ave from Bougainvilla Dr to Tropic Dr. (approx 700 ft of sidewalk) to improve pedestrian safety for the 70 residential homes that have to exit Hibiscus to walk to the beach or village.	6/9/2020 5:25 PM
26	ocean drive, beach	6/9/2020 1:25 PM
27	residential areas, areas without sidewalks	6/9/2020 12:13 PM
28	Elmar Drive and Commercial Blvd	6/9/2020 10:07 AM
29	Cross walks	6/8/2020 9:54 PM
30	At night	6/8/2020 9:46 PM
31	N/A. I feel very safe in the community	6/8/2020 9:32 PM
32	West of A1A	6/8/2020 2:46 PM
33	El Mar	6/8/2020 2:02 PM
34	Commercial Blvd & A1A	6/7/2020 6:25 PM

35	Crossing streets	6/7/2020 3:23 PM
36	A1A can be dark, lights out for turtles, bike lanes are narrow towards Sea Ranch area.	6/7/2020 1:26 PM
37	Crossing A1A by plunge & crossing by Washingtonia if I had to say Plus the curve on Bougainvilla where we stop but they don't to get on commercial that's huge	6/7/2020 12:41 PM
38	A1A	6/7/2020 11:17 AM
39	I feel safe everywhere Some neighborhoods don't have sidewalks	6/7/2020 8:29 AM
40	A1A and Commercial Blvd.	6/7/2020 8:18 AM
41	Ocean Drive and n/a	6/6/2020 8:38 PM
42	A1A	6/6/2020 7:58 PM
43	Alley walking towards Aruba's	6/5/2020 10:22 PM
44	Along A1A	6/5/2020 6:59 PM
45	No where	6/5/2020 6:50 PM
46	none	6/5/2020 5:37 PM
47	A1A & El Mar	6/5/2020 5:14 PM
48	A1A and commercial	6/5/2020 5:01 PM
49	Along A1A	6/5/2020 4:56 PM
50	I feel safe	6/5/2020 3:41 PM
51	Commercial El Mar	6/5/2020 3:13 PM
52	A1A and El Mar	6/5/2020 2:51 PM
53	None	6/5/2020 2:31 PM
54	Crossing A1A at intersection at Hibiscus Avenue and at stop sign which people run through on Hibiscus and Bougainvilla.	6/5/2020 1:11 PM
55	south end of elmar by holiday inn site	6/5/2020 1:08 PM
56	Everywhere	6/5/2020 1:06 PM
57	El Mar	6/5/2020 12:57 PM
58	El mar drive at night.	6/5/2020 12:33 PM
59	A1A and El Mar	6/5/2020 12:23 PM
60	Walking down ElMar early morning.	6/5/2020 12:22 PM
61	The square, El Mar drive	6/5/2020 12:15 PM
62	Same	6/5/2020 12:14 PM
63	I feel pretty safe	6/5/2020 11:37 AM
64	Commercial/A1A.	6/5/2020 11:31 AM
65	A1A. El mar	6/5/2020 11:04 AM
66	test	6/5/2020 11:00 AM
67	A1A Commercial/A1A intersection	6/5/2020 11:00 AM
68	LTBS circle	6/5/2020 10:55 AM
69	Commercial	6/5/2020 10:03 AM
70	El mar and A1A	6/5/2020 10:02 AM
71	A1A	6/5/2020 9:57 AM

72	our neighborhood could use sidewalks, and up AIA	6/5/2020 9:46 AM
73	Commercial Blvd, A1A	6/5/2020 9:30 AM
74	Commercial bridge and A1A	6/5/2020 9:29 AM
75	Same as above; Bel Air	6/5/2020 9:15 AM
76	A1A	6/5/2020 8:53 AM
77	The connection between the Galt and El Mar is very dangerous.	6/5/2020 8:31 AM
78	Sidewalk area just north of Ocean walk Ter is a little uneven/ commercial bridge needs a guard rail as cars FLY by	6/5/2020 8:31 AM
79	Beach, along A1A	6/5/2020 8:20 AM
80	I feel safe every where	6/5/2020 8:14 AM
81	Far end of El Mar where the old hotel is.	6/5/2020 8:14 AM
82	N/A	6/5/2020 8:11 AM
83	A1A	6/5/2020 5:53 AM
84	El Mar at night is dark	6/4/2020 1:29 PM
85	along el mar and poinciana st	6/3/2020 11:11 AM
86	Along Ocean drive overall	6/3/2020 10:04 AM
87	North side of Hibiscus between Bougainvillea and Sea Grape	6/3/2020 8:56 AM
88	A1A	6/3/2020 7:40 AM
89	N/A	6/1/2020 9:12 PM
90	Commercial & A1A	6/1/2020 6:51 AM
91	A1A	6/1/2020 5:57 AM
92	We feel safe everywhere	5/31/2020 5:11 PM
93	El Mar and A1a	5/30/2020 10:45 PM
94	More lighting at night on El Mar would be nice.	5/30/2020 9:19 PM
95	Intersection of Commercial and Ocean. They should have an "all walk" light including diagonal for pedestrians.	5/29/2020 9:53 PM
96	Elmar Dr	5/29/2020 4:12 PM
97	The bridge and Commercial Blvd	5/29/2020 12:47 PM
98	From Trade Winds Avenue West to Commercial Blvd & El Mar Drive & Ocean Drive Areas.	5/29/2020 9:02 AM
99	A1A and Commercial Blvd.	5/29/2020 7:57 AM
100	El Mar	5/29/2020 12:09 AM
101	Commercial sidewalks	5/28/2020 10:00 PM
102	A1A for biking.	5/28/2020 8:59 PM
103	N/A	5/28/2020 8:31 PM
104	A1A and El Mar	5/28/2020 7:04 PM
105	A1A could have a bigger bike lane	5/28/2020 5:52 PM
106	Bridge area	5/28/2020 4:40 PM
107	El Mar and Ocean Drive south of commercial after dark and Bougainville from Ocean north to Pine after Dark and commercial west of Sea Grape to Federal after dark.	5/28/2020 4:24 PM
108	A1A	5/28/2020 3:01 PM

109	Silver Shores - East Tradewinds needs speed bumps or more stop signs, everyone speeds and cuts through that street to get to Sea Grape or West Tradewinds.	5/28/2020 1:05 PM
110	Commercial and A1A	5/28/2020 8:43 AM
111	Bikers do not respect transit rules at any streets in town. Specially el mar and A1A	5/28/2020 8:20 AM
112	A1A and Commercial Blvd. This is due to the cars that are speeding. No police giving speeding tickets in early morning hours 6AM to 10AM.	5/28/2020 8:18 AM
113	El Mar Ave	5/28/2020 8:04 AM
114	El Mar Drive	5/28/2020 7:16 AM
115	A1A	5/28/2020 7:16 AM
116	El Mar and sea grape because of traffic	5/28/2020 6:52 AM
117	all are safe for me	5/27/2020 10:23 PM
118	N/a	5/27/2020 9:49 PM
119	Do not know	5/27/2020 9:34 PM
120	A1A	5/27/2020 9:09 PM
121	pompano 10 th street but not on our narrow streets where the bikers ride double file. a bike lane on A1A is the stupidest idea since New Coke	5/27/2020 9:03 PM
122	1) El Mar (bicyclists paying no attention to any rule of the road or to any common courtesies). 2) A1A (bicyclists paying no attention to any rule of the road or to any common courtesies).	5/27/2020 8:59 PM
123	Closer to the beach	5/27/2020 8:51 PM
124	A1A	5/27/2020 8:40 PM
125	-	5/27/2020 7:51 PM
126	Commercial and Ocean Dr.	5/27/2020 7:49 PM
127	A1A	5/27/2020 7:28 PM
128	A1A A1A	5/27/2020 7:05 PM
129	A1A	5/27/2020 7:00 PM
130	A1a	5/27/2020 6:51 PM
131	the side streets that do not have sidewalks (walking) and biking anywhere here is a nightmare for safety reasons	5/27/2020 6:44 PM
132	A1a	5/27/2020 6:40 PM
133	N. Ocean Blvd	5/27/2020 6:38 PM
134	A1A and Commercial	5/27/2020 6:38 PM
135	Beach - need a board walk	5/27/2020 6:34 PM
136	Bougainvilla Drive	5/27/2020 6:29 PM
137	Any place at night	5/27/2020 6:28 PM
138	Stop sign areas	5/27/2020 6:14 PM
139	commercial	5/27/2020 6:04 PM
140	el mar drive & a1a	5/27/2020 6:03 PM
141	Near bougainville	5/27/2020 5:49 PM
142	A1A	5/27/2020 5:46 PM
143	el mar drive sea grape drive (Lighting and the sidewalks)	5/27/2020 5:39 PM

144	a1a	5/27/2020 5:28 PM
145	A1a	5/27/2020 5:27 PM
146	El Mar and A1A	5/27/2020 5:27 PM
147	The areas on El Mar that have no lights during sea turtle season.	5/27/2020 5:07 PM
148	Commercial Blvd - bike	5/27/2020 4:55 PM
149	N/a	5/27/2020 4:53 PM
150	A1A, commercial	5/27/2020 4:53 PM
151	A1A the cars Speed from Imperial to Commercial	5/27/2020 4:52 PM
152	A!A	5/27/2020 4:52 PM
153	none	5/27/2020 4:52 PM
154	A1A	5/27/2020 4:51 PM
155	Lombardy Ave and Commercial Blvd	5/27/2020 4:51 PM
156	.	5/27/2020 4:50 PM
157	X	5/27/2020 4:50 PM
158	Bougainvillea A1A	5/27/2020 4:46 PM
159	ElMar	5/27/2020 4:45 PM
160	WOULD BE NICE FOR SOUTH OCEAN TO BE SAFER BUT THAT IS HARD. MAKING EL MAR 1 LANE WOULD MAKE THAT SAFER	5/27/2020 4:43 PM
161	Commercial and Ocean Dr	5/27/2020 4:41 PM

Town of Lauderdale-By-The-Sea Pedestrian Plan Public Outreach Survey

Q8 Do you ever alter your walking/biking/running route to be in the shade?

Answered: 177 Skipped: 0

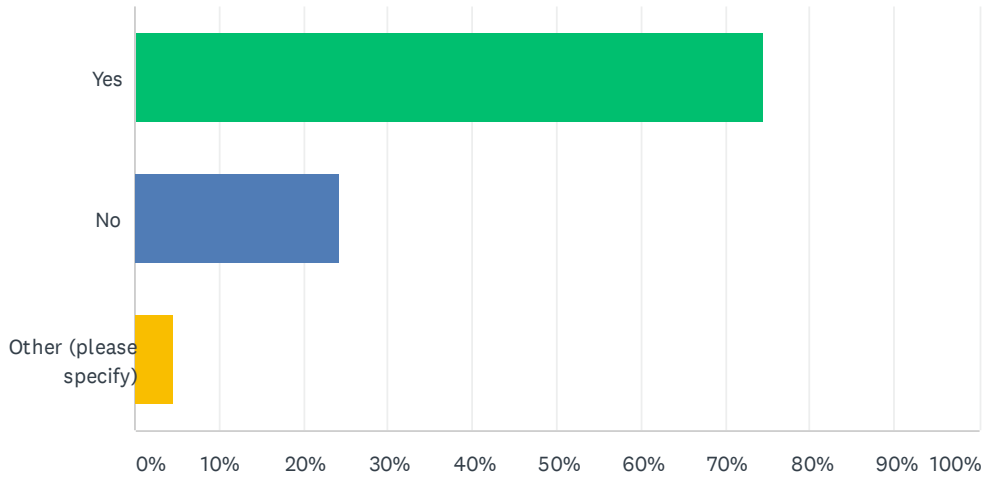

ANSWER CHOICES	RESPONSES	
Yes	74.58%	132
No	24.29%	43
Other (please specify)	4.52%	8
Total Respondents: 177		

Town of Lauderdale-By-The-Sea Pedestrian Plan Public Outreach Survey

Q9 Would you walk/bike/run more often if you felt it was safer to do so?

Answered: 177 Skipped: 0

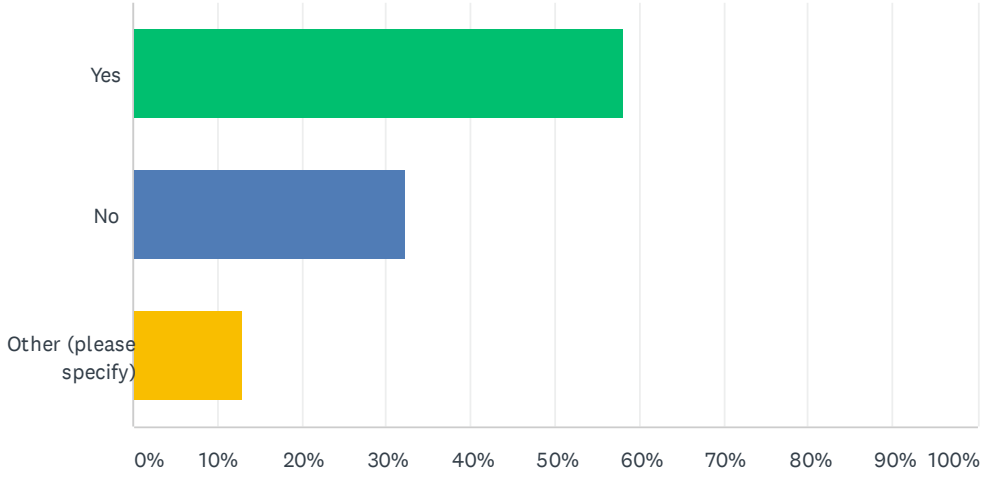

ANSWER CHOICES	RESPONSES	
Yes	58.19%	103
No	32.20%	57
Other (please specify)	12.99%	23
Total Respondents: 177		

Town of Lauderdale-By-The-Sea Pedestrian Plan Public Outreach Survey

Q10 In your neighborhood, are there streets that you consider dangerous? If so, where are they?

Answered: 159 Skipped: 18

#	RESPONSES	DATE
1	no	6/16/2020 12:30 PM
2	No	6/16/2020 11:54 AM
3	No	6/15/2020 12:13 AM
4	A1A	6/14/2020 11:26 PM
5	S of Commercial - Sea grape. Basin late at night by the marina where the boats are	6/14/2020 10:11 PM
6	No	6/13/2020 3:47 PM
7	Commercial	6/13/2020 11:27 AM
8	Commercial Blvd.	6/13/2020 9:37 AM
9	Not sure- I don't think so. But I don't feel safe walking at night or in the dark, in general.	6/13/2020 9:16 AM
10	None	6/12/2020 4:00 PM
11	Not Really	6/12/2020 2:07 PM
12	Sections of Hibiscus & Sea Grape	6/12/2020 2:01 PM
13	Commercial and Ocean	6/12/2020 1:25 PM
14	Bouginvilla and see grape are dangerous because of too much through traffic	6/12/2020 11:55 AM
15	no	6/12/2020 10:17 AM
16	A1a where there r no traffic lights	6/11/2020 11:17 PM
17	A1A where it changes over to South Ocean Blvd. from North Ocean is very dangerous to anyone that is not in a vehicle. I've witnessed first hand someone who was hit by a guy on a motorcycle while he was crossing a dark, poorly lit section of the road. Neighbors have told me he was the fourth person this year to get hit in that exact same spot. We need better lighting & more crosswalks (like the one near Publix, in front of Plunge) on A1A!!!	6/11/2020 8:59 PM
18	No	6/11/2020 6:32 PM
19	no	6/11/2020 12:29 PM
20	Sea Grape with speeders by passing Ocean Dr to Commercial	6/10/2020 6:01 PM
21	Bridges at Atlantic and Commercial	6/10/2020 9:49 AM
22	cars entering and exiting the roadway to and from parking lots	6/10/2020 9:49 AM
23	EL MAR. Live in Sea Ranch Club Condominiums.	6/9/2020 7:10 PM
24	No	6/9/2020 6:16 PM
25	Hibiscus Ave is dangerous because it is the main artery for residence to walk to beach and there is no sidewalk to allow safe pedestrian exit of the 70 homes on Tropic, Allenwood, and Hibiscus Ave	6/9/2020 5:25 PM
26	not particularly	6/9/2020 1:25 PM
27	no... less foot traffic in our neighborhood would be great... prefer "non residents" stay on A1A not cut thru Bel air	6/9/2020 1:00 PM
28	due to speeding and high traffic, walking in the street is hazardous	6/9/2020 12:13 PM
29	Corner of Hibiscus and Seagrape and corner of Hibiscus and Poinciana	6/9/2020 10:07 AM
30	Cross walk by sea watch	6/8/2020 9:54 PM
31	No	6/8/2020 9:46 PM
32	No, I feel very safe.	6/8/2020 9:32 PM
33	N/A	6/8/2020 2:46 PM

34	#1. E Tradewinds Ave does not have speed bumps and is often used as a cut-through and drivers do not adhere to the posted speed limit. They often speed down the street or run stop signs. #2. El Mar is not safe for biking as there is no designated bike lane. Drivers often get too close to bikers and/or pedestrians.	6/8/2020 2:02 PM
35	Yes, Bougainvilla Dr South bound. Cars like to speed	6/7/2020 10:18 PM
36	I am cautious after dark on El Mar and side streets near El Mar. I feel comfortable west of A1A.	6/7/2020 6:25 PM
37	No	6/7/2020 3:23 PM
38	There are tight areas, but overall we are lucky to have what we have 😊	6/7/2020 1:26 PM
39	Bougainvilla curve where we stop to get on commercial they should too	6/7/2020 12:41 PM
40	Commercial Blvd	6/7/2020 11:17 AM
41	The two main streets of Bel Air are narrow so you must walk/run/bike and drive with caution	6/7/2020 8:29 AM
42	A1A	6/7/2020 8:18 AM
43	No.	6/6/2020 8:38 PM
44	South end el Mar South end Bougainvilla	6/6/2020 7:58 PM
45	No	6/6/2020 9:01 AM
46	Alley ways	6/5/2020 10:22 PM
47	Speeding down Hibiscus.	6/5/2020 6:59 PM
48	El Mar is dangerous for cars!	6/5/2020 6:50 PM
49	No	6/5/2020 5:37 PM
50	Poinciana st. People fly down that road	6/5/2020 5:14 PM
51	There are poor drivers everywhere. I never assume that anyone is going to stop at the stop sign at Washingtonia... at bouganvilla or Poinciana. And as I have already mentioned I totally avoid walking down A1A.	6/5/2020 5:01 PM
52	A1A	6/5/2020 4:56 PM
53	No	6/5/2020 3:41 PM
54	If they don't have enough lighting	6/5/2020 3:13 PM
55	Sea Grape and Hibiscus, Hibiscus and Bougainvilla. People speed and disregard stop signs.	6/5/2020 1:11 PM
56	southern section of A1A	6/5/2020 1:08 PM
57	no	6/5/2020 1:06 PM
58	Activity on El Mar is haphazard and chaotic. Bikers, walkers, runners all act as if they have right of way on the road. Walkers do not stay on the sidewalks and often cross the road in front of bikes and vehicles, almost daring them not stop.	6/5/2020 12:57 PM
59	A1A	6/5/2020 12:23 PM
60	Not very	6/5/2020 12:22 PM
61	No	6/5/2020 12:15 PM
62	Don't live in lbts, frequent visitor	6/5/2020 12:13 PM
63	No but we could use more street lights. Poinciana & Bouganvilla & Washingtonia	6/5/2020 11:37 AM
64	Silver Shores in General is a bit scary due to small streets and all the cut through traffic. West and East Tradewinds North of Commercial especially.	6/5/2020 11:31 AM
65	No	6/5/2020 11:04 AM
66	POI5Y B	6/5/2020 11:00 AM
67	No	6/5/2020 11:00 AM

68	LBTS circle	6/5/2020 10:55 AM
69	No	6/5/2020 10:03 AM
70	Crossing A1A at the Palm Club (1431 to 1438)	6/5/2020 9:57 AM
71	bel air drive, and AIA	6/5/2020 9:46 AM
72	Commercial, A1A, Sea Grape south of Commercial because of speeding cars and drivers taking alternative route off A1A to get to the bridge	6/5/2020 9:30 AM
73	Not really	6/5/2020 9:29 AM
74	Coral Reef Drive and Bel Air Ave - speeders even with speed bumps on Coral Reef Drive.	6/5/2020 9:15 AM
75	No	6/5/2020 9:04 AM
76	A1A	6/5/2020 8:53 AM
77	Area between Galt and El Mar.	6/5/2020 8:31 AM
78	No	6/5/2020 8:31 AM
79	Oakland Park	6/5/2020 8:20 AM
80	N/a	6/5/2020 8:14 AM
81	No	6/5/2020 8:11 AM
82	a1a	6/5/2020 5:53 AM
83	NO	6/4/2020 1:29 PM
84	yes in and around the sports complex, tennis courts, near the church at night	6/3/2020 11:11 AM
85	No	6/3/2020 10:04 AM
86	Need a sidewalk on Hibiscus between Bougainvillea and Sea Grape. No where to walk to the beach but in Hibiscus road where busy car traffic.	6/3/2020 8:56 AM
87	A1A	6/3/2020 7:40 AM
88	No	6/1/2020 9:12 PM
89	No	6/1/2020 6:51 AM
90	A1A	6/1/2020 5:57 AM
91	Sea Grape south of Commercial. Rare but occasional drunk renters and / or suspicious men walking around	5/31/2020 5:11 PM
92	No	5/30/2020 10:45 PM
93	With more lighting on El Mar, it would be fine.	5/30/2020 9:19 PM
94	No except for traffic trying to avoid Commercial. South Tradewinds Ave sometimes.	5/29/2020 9:53 PM
95	Neighborhood streets are safe	5/29/2020 12:47 PM
96	Bougainvillea Drive, Ocean Drive & El Mar Drive at and around Commercial Blvd	5/29/2020 9:02 AM
97	A1A	5/29/2020 7:57 AM
98	Intersection of Imperial and A1A	5/29/2020 12:09 AM
99	No	5/28/2020 10:00 PM
100	No	5/28/2020 8:59 PM
101	There should be a sign at the bottom of the stop-sign on Washingtonia at the corner of Sea Grape notifying that it is NOT a 3-way stop. It should not be made into a 3-way stop, just a sign on the stop sign notifying that it is not.	5/28/2020 8:31 PM
102	No	5/28/2020 7:04 PM

103	No.	5/28/2020 5:52 PM
104	A1A	5/28/2020 4:40 PM
105	El Mar after dark due to lack of lighting both north and south of commercial and nearly every west of Ocean after dark.	5/28/2020 4:24 PM
106	A1A traffic	5/28/2020 3:01 PM
107	East Tradewinds - too much cut through traffic and no speed bumps, only one stop sign. Everyone flies down that street. Sea Grape and Washingtonia intersection - gets alot of cut through traffic, everyone turning onto Sea Grape from Washingtonia thinks its a 3 way stop and I almost get hit while driving a few times a week by cars pulling out in front of you from Washingtonia when you are going North or South on Sea Grape. Some streets also definiately need more street lights. Oceanic and East Tradewinds is pitch black at night, hard to see people walking their dogs or running.	5/28/2020 1:05 PM
108	No	5/28/2020 8:43 AM
109	El mar and A1A have too many bikers invading all roads. Do not respect transit rules	5/28/2020 8:20 AM
110	What do you mean by dangerous? I've fractured my shoulder and hip from falls due to terrible pavements in town.	5/28/2020 8:18 AM
111	Yes busy roads & dark areas	5/28/2020 8:04 AM
112	No	5/28/2020 7:16 AM
113	A1A	5/28/2020 7:16 AM
114	bougainvilla - risky at night. I've had cars stop while I was walking alone and ask me to come over to the car. Also, cars drive too fast and run the stop sign on bougainvillea.	5/28/2020 6:52 AM
115	no	5/27/2020 10:23 PM
116	None	5/27/2020 9:49 PM
117	No	5/27/2020 9:34 PM
118	No	5/27/2020 9:09 PM
119	too many tall bushes at corners. cant see oncoming traffic	5/27/2020 9:03 PM
120	El Mar and A1A (bicyclists paying no attention to any rule of the road or to any common courtesies).	5/27/2020 8:59 PM
121	Closer to the beach	5/27/2020 8:51 PM
122	No	5/27/2020 8:40 PM
123	no	5/27/2020 7:51 PM
124	Commercial and Ocean Dr.	5/27/2020 7:49 PM
125	No	5/27/2020 7:28 PM
126	No	5/27/2020 7:05 PM
127	A1A	5/27/2020 7:00 PM
128	Just nighttime. No lights on wl mar. Holiday inn abandoned and sketchy	5/27/2020 6:51 PM
129	no	5/27/2020 6:44 PM
130	Everywhere in LBTS except el mar drive	5/27/2020 6:40 PM
131	No	5/27/2020 6:38 PM
132	A1A	5/27/2020 6:38 PM
133	No	5/27/2020 6:34 PM
134	Bougainvilla - north of Commercial Drivers tend to speed on this road.	5/27/2020 6:29 PM

135	None	5/27/2020 6:28 PM
136	Just the drivers not stopping at stop signs when they should yield to pedestrians	5/27/2020 6:14 PM
137	no	5/27/2020 6:10 PM
138	no	5/27/2020 6:04 PM
139	cars speeding down the street looking for access streets, and then turn around when they find there isn't one	5/27/2020 6:03 PM
140	Na	5/27/2020 5:49 PM
141	Intersection of Commercial Blvd. and A1A	5/27/2020 5:46 PM
142	hibiscus	5/27/2020 5:39 PM
143	I feel safe in lbts	5/27/2020 5:28 PM
144	Crossing A1A is dangerous	5/27/2020 5:27 PM
145	A1A in the Area of Assumption Church, car go too fast and don't slow for pedestrians	5/27/2020 5:27 PM
146	No	5/27/2020 5:07 PM
147	A1A - no pedestrian crosswalk at Hibiscus.	5/27/2020 4:55 PM
148	No	5/27/2020 4:53 PM
149	Bel air avenue	5/27/2020 4:53 PM
150	I have always felt dafe in our community as always pay attention to my surroundings	5/27/2020 4:52 PM
151	no	5/27/2020 4:52 PM
152	A1A	5/27/2020 4:51 PM
153	Yes, Lombardy Ave has NO speed bump or speed limit sign. People drive like crazy fast on that street, although it's residential.	5/27/2020 4:51 PM
154	No, but I like them lit.	5/27/2020 4:50 PM
155	No	5/27/2020 4:50 PM
156	N/A	5/27/2020 4:46 PM
157	no	5/27/2020 4:45 PM
158	WE'RE ON SOUTH OCEAN SO NOT REALLY	5/27/2020 4:43 PM
159	No	5/27/2020 4:41 PM

Town of Lauderdale-By-The-Sea Pedestrian Plan Public Outreach Survey

Q11 Is there anything else you would like us to know about walking/biking/running in Lauderdale-By-The-Sea?

Answered: 131 Skipped: 46

#	RESPONSES	DATE
1	no	6/16/2020 12:30 PM
2	Would like signs making it clear that bikes should be on the bike lane and not on the sidewalk. Better too if they rode their bike with traffic. Love that scooters are not allowed in LBTS	6/16/2020 11:54 AM
3	No	6/15/2020 12:13 AM
4	Traffic light timing to cross A1A requires such a long wait that many people don't wait	6/14/2020 11:26 PM
5	Part timers (maybe they are renters) dont pick up after their dogs....and its the large ones that they don't pick up after. This is in the residential areas. Silver Shores	6/14/2020 10:11 PM
6	More pedestrian only areas would be nice near pier	6/13/2020 3:47 PM
7	Need better bike lanes and more shade	6/13/2020 11:27 AM
8	It would be great if there was a path/boardwalk on the beach in front of the hotels/condos and restaurants.	6/13/2020 9:37 AM
9	I wish there was a bit more shade and more garbage cans. It would also be nice to have pet pickup stations sporadically!	6/13/2020 9:16 AM
10	No. Thanks for the concern.	6/12/2020 4:00 PM
11	Need More Sitting Areas With Shade!!!	6/12/2020 2:07 PM
12	Research Sea Pines in Hilton Head Island, SC for a planned bike/walk community.	6/12/2020 1:25 PM
13	Need more bike lanes and traffic calming / slowing measures	6/12/2020 11:55 AM
14	speed bumps needed to slow drivers on El Mar.	6/12/2020 10:17 AM
15	Need more traffic lights. People r getting killed trying to cross the street!!	6/11/2020 11:17 PM
16	Yes. Bikers who continue to ride with the flow of traffic on A1A are a nightmare waiting to happen. We need to designate certain biking areas (perhaps on larger roads or utilizing the very wide sidewalks throughout the town) to prevent any more vehicle/cyclist accidents in the future.	6/11/2020 8:59 PM
17	Great town!	6/11/2020 6:32 PM
18	no	6/11/2020 12:29 PM
19	We need a fenced area for dogs to run and play together	6/10/2020 6:01 PM
20	Require helmets and MASKS now. El Mar should not all bikes. Needs signs to tell pedestrians to walk in sidewalk NOT in the road. Add green flashing lights in walkway beside Pam Rossi's store.	6/9/2020 7:10 PM
21	We need a dog beach	6/9/2020 6:16 PM
22	Please consider building sidewalk to improve safety of pedestrians on North side of Hibiscus Ave from Bougainvilla Dr to Tropic Drive. (approx 700 ft of sidewalk)	6/9/2020 5:25 PM
23	The entrance to LBTS from N Ocean BLVD where it narrows down is a nightmare. I would suggest Jersey Barriers instead of arrows on the road which mean this way only to direct traffic either continuing straight onto A1A or taking a right on Palm Ave	6/9/2020 10:07 AM
24	Lack of side walks on some streets	6/8/2020 9:46 PM
25	I enjoying going to the beach so I am glad that it is open again.	6/8/2020 9:32 PM
26	Speed bumps on E Tradewinds would be welcome. Wider sidewalks and a designated bike lane on El Mar.	6/8/2020 2:02 PM
27	No	6/7/2020 10:18 PM
28	The influx of bicyclists and pedestrians during the pandemic, particularly on Commercial Blvd, made things less safe as they would ride in the middle of the street to avoid others or run through a minor intersection without looking for traffic.	6/7/2020 6:25 PM

29	Nope	6/7/2020 1:26 PM
30	I love it with all my heart	6/7/2020 12:41 PM
31	6 Parking spots for LBTS residents at EL Prado is extremely important to me. The only issue I truly care about. Must have resident permit parking close to beach and town.	6/7/2020 11:17 AM
32	Grateful for our bike lanes that keep bikers off the sidewalks and roads	6/7/2020 8:29 AM
33	No.	6/7/2020 8:18 AM
34	Wider sidewalks on A1A and better lighting on El Mar Drive.	6/6/2020 8:38 PM
35	Miss it	6/6/2020 9:01 AM
36	Could we have a boardwalk ?	6/5/2020 10:22 PM
37	People should not be walking on the road on ElMar!	6/5/2020 6:50 PM
38	Some of the choices in the server I never do but had no choice to use them.	6/5/2020 5:37 PM
39	We need decent bike lanes and paved streets and sidewalks	6/5/2020 5:14 PM
40	I know that there are a few people that have protested closing off any part of El Mar. You would have my vote to close it off entirely! what a wonderful area that would be if it were only open to pedestrians and bicycles!!!	6/5/2020 5:01 PM
41	Having 4 BSO Units around the Aruba's and 101 ocean Is a waste of manpower . These officers Could be utilized in other locations then a far more dangerous then LBTS In writing tickets to people who did nothing wrong .	6/5/2020 3:41 PM
42	Additional pet waste bags and disposal areas would be appreciated! Not fun walking around with a full bag and no where to dispose.	6/5/2020 3:13 PM
43	Would like a bike path along the beach away from the psycho drivers	6/5/2020 2:51 PM
44	No, thanks.	6/5/2020 1:11 PM
45	Perhaps restrict bikers to right lane only on El Mar and vehicles stay in left lane.. Have a security guard enforce traffic rules at El Mar/Commerce T zone (from Ocean drive to Aruba and a few blocks either side on El Mar) —no tickets unless they argue with directives. Politely assume they don't know the rules! Make that T zone pedestrian/Bicycle only. No motorized vehicles.	6/5/2020 12:57 PM
46	We could use more dog bag stations to throw away dog poop. More lights at night and wider sidewalks.	6/5/2020 12:33 PM
47	Definitely need more shade and wider sidewalks	6/5/2020 12:22 PM
48	Too many cars in the square itself. Pedestrian isle it with a bike lane.	6/5/2020 12:15 PM
49	Traffic at circle near Aruba's needs restricted to parking only	6/5/2020 12:14 PM
50	No	6/5/2020 11:37 AM
51	Nope!	6/5/2020 11:31 AM
52	ILQERGPQIOUREHG	6/5/2020 11:00 AM
53	No	6/5/2020 11:00 AM
54	Love to come - by car- don't want to have to fight bikes/ walkers	6/5/2020 10:55 AM
55	No	6/5/2020 10:03 AM
56	Nice to have visible crosswalks installed	6/5/2020 9:57 AM
57	creating a board walk, would increase the amount of people out, and would be a great addition to the city. also a walking path on the pier. The city should outright but the pier. Also, close off the center of town, lower the risk of cars going in cirles.	6/5/2020 9:46 AM
58	I would like a designated area that could be fenced so that our very friendly pet community could have dogs off leash to run and play	6/5/2020 9:30 AM

59	I don't feel safe riding in the bike lane on A1A. I worry about the car traffic and not being seen.	6/5/2020 9:29 AM
60	Make speed bumps in BelAir and other areas more noticeable with approaching arrows and warning (yellow) paint on all	6/5/2020 9:15 AM
61	I only feel unsafe at night, due to lack of lighting, and due to unchecked speeding.	6/5/2020 8:34 AM
62	Commercial bridge needs a guard rail! Cars speed over it all the time. BSO does great speed enforcement, however for me to feel safe a guard rail with reflectors would be wonderful	6/5/2020 8:31 AM
63	All is good	6/5/2020 8:14 AM
64	Would like a dog park	6/5/2020 8:14 AM
65	LBTS is my Happy Place.	6/5/2020 8:11 AM
66	bike riders do not comply with traffic laws	6/5/2020 5:53 AM
67	No	6/4/2020 1:29 PM
68	please install better lighting	6/3/2020 11:11 AM
69	Better signage as well as Specific crosswalks along A1A between Washingtonia and Commercial as well as Commercial and further south. It would've been good to be able to answer not applicable on some of these such as walking pets. We don't have any therefore not the right people at answering that specific question and/or not something we do. Also with some of the questions on how do you move, some we don't use at all so should be n/a.	6/3/2020 10:04 AM
70	High traffic, especially during season prevents access across Commercial Blvd and across A1A	6/3/2020 8:56 AM
71	Nop	6/3/2020 7:40 AM
72	Need more trees to provide shade and better sidewalks	6/1/2020 9:12 PM
73	No	6/1/2020 6:51 AM
74	No	6/1/2020 5:57 AM
75	Desperately need a cross-walk on Hibiscus crossing A1A, long overdue. Need another speed bump and stop sign on Sea Grape south of Commercial. Cars use that to avoid A1A and many go way too fast.	5/31/2020 5:11 PM
76	N/a	5/30/2020 10:45 PM
77	I only do the El Mar and downtown area so am not familiar with the other areas.	5/30/2020 9:19 PM
78	no	5/29/2020 9:53 PM
79	No	5/29/2020 12:47 PM
80	Please leave the dogs safely at home when dog owners are going out to dine or bar hop. Reasons...cleanliness, safety. Establishments providing a comfortable atmosphere in and around the Establishments without other patrons & visitors having to be concerned about what a dog 's behavior or when "overserved" patron's behavior may disrupt their relaxing, enjoyable dining or visit experience.	5/29/2020 9:02 AM
81	Electirc piles on ElMar are in the middle of the sidewalks and cause you to have to walk into the street when lots of people are out walking.	5/29/2020 7:57 AM
82	NEED bigger and better sidewalks!	5/29/2020 12:09 AM
83	LBTS has nice bike lanes. Bikers continue to use sidewalks and seem to demand walkers give right of way. These are side "walks" not side "bikes." I prefer to have scooters to bikes on the sidewalks. Most bikers don't even have the courtesy to announce their presence when approaching walkers from behind. Bikers should walk their bikes across the intracoastal bridge if they choose to use very narrow side walk. This is the most dangerous place since a small biker/pedestrian collision could send either or both into high speed traffic on the bridge. Bottom line LBTS should outlaw bikes on sidewalks-they can use the very nice bike lanes in the street. Can't legislate biker attitude so this is next best thing.	5/28/2020 10:00 PM
84	N/A	5/28/2020 8:31 PM

85	Need to consider cars backing across sidewalk onto El Mar	5/28/2020 7:04 PM
86	It would be nice to have bike lanes for A1A like they have south of town in Fort Lauderdale.	5/28/2020 5:52 PM
87	thanks for asking	5/28/2020 4:40 PM
88	After dark is very intimidating for adults and unsafe for young adults due to lack of lighting and activity, there seems to be very few law enforcement patrols on El Mar and on north and south streets west of El Mar. We need the same number of patrols as there has been during the pandemic.	5/28/2020 4:24 PM
89	Its a great neighbhorhood to enjoy while walking, running or biking but a few additions to slow "cut through traffic" in the neighborhood and more lighting would be fantastic.	5/28/2020 1:05 PM
90	No	5/28/2020 8:43 AM
91	Rules for proper biking should be impose. It's impossible to drive and we cars need the roads.	5/28/2020 8:20 AM
92	I love this town. I just feel there should be more police monitoring traffic speed. Thank you for keeping this town a great place to live.	5/28/2020 8:18 AM
93	More security	5/28/2020 8:04 AM
94	Too many people walk in the streets	5/28/2020 7:16 AM
95	TERRIBLE bicycle experience. bike lanes not respected by cars nor pedestrians nor fellow bikers!!!!!	5/28/2020 7:16 AM
96	Traffic lights take too long to change when pressing pedestrian crossing buttons on a1a making crossing less safe e.g. Imperial lane and A1A	5/28/2020 6:52 AM
97	keep bikes off sidewalks and have them obey speed limits when on the road	5/27/2020 10:23 PM
98	Too much traffic	5/27/2020 9:49 PM
99	No	5/27/2020 9:34 PM
100	No	5/27/2020 9:09 PM
101	ban biking and erase bike lanes on A1A. One death will haunt us one day	5/27/2020 9:03 PM
102	Don't encourage bicyclists to use El Mar nor A1A in any way, shape or form unless there will be police present who are dedicated to make bicyclists obey laws of the road and common decency.	5/27/2020 8:59 PM
103	No	5/27/2020 8:51 PM
104	Sidewalks are uneven in places..trip hazards. Also, utility covers loose sometimes.	5/27/2020 8:40 PM
105	no	5/27/2020 7:51 PM
106	Reminding bicyclist to obey traffic laws.	5/27/2020 7:49 PM
107	Very comfortable place to do all three.	5/27/2020 7:28 PM
108	No	5/27/2020 7:05 PM
109	Sidewalks and street flooding are a safety issue	5/27/2020 6:51 PM
110	giving walkers the right of way to cross streets at will and expect cars to stop might be the dumbest thing I have ever seen. Tragedies in the making	5/27/2020 6:44 PM
111	Make it more bike and walking friendly Reduce cars delivery trucks and parking No trucks during daylight hours	5/27/2020 6:40 PM
112	More shade on El Mar	5/27/2020 6:38 PM
113	Need a beach boardwalk	5/27/2020 6:34 PM
114	Walkable city is ideal.	5/27/2020 6:29 PM
115	More street lights after the plaza	5/27/2020 6:28 PM
116	Love to maximize any shaded breezy spots for walking, biking, pet walking, errands.	5/27/2020 6:14 PM

117	Need better lighting. I don't feel as safe at night	5/27/2020 6:04 PM
118	No	5/27/2020 5:49 PM
119	No	5/27/2020 5:27 PM
120	No.	5/27/2020 4:55 PM
121	No	5/27/2020 4:53 PM
122	No	5/27/2020 4:53 PM
123	no	5/27/2020 4:52 PM
124	No	5/27/2020 4:51 PM
125	No	5/27/2020 4:51 PM
126	In areas where there is a wall next to the sidewalk, make sure the sidewalk has enough light at night.	5/27/2020 4:50 PM
127	Yes, El Mar Drive. Median, walking Lane, 1 car Lane, bicycle lane, wider sidewalk	5/27/2020 4:50 PM
128	There are only 4 places to cross Commercial Blvd, which divides the town for pedestrians	5/27/2020 4:46 PM
129	drainage & width of sidewalks can be a problem as well as the light sequence at Commercial & A1A	5/27/2020 4:45 PM
130	WE GENERALLY FEEL SAFE IN WALKING AND RIDING BUT WOULD LOVE EL MAR TO BE SINGLE LANE WITH BETTER SHADE TREES.	5/27/2020 4:43 PM
131	Looking forward to improvements along El Mar	5/27/2020 4:41 PM

▶ APPENDIX C: AFFILIATED PLANNING DOCUMENTS

BROWARD METROPOLITAN ORGANIZATION (MPO) COMMITMENT 2045 LRTP

The Broward County Long Range Transportation Plan (LRTP) is a comprehensive multimodal transportation plan that looks forward at least 20 years, considering solutions that will best address projected mobility needs with given available resources. The LRTP is developed by the local Metropolitan Planning Organization (MPO) through a process of engaging the community and all implementing agencies within the metropolitan region. This Plan is very similar to a Comprehensive Plan consisting of a vision, mission, goals, and objectives, as well as financial analysis, strategies, and policies.

As stated in the LRTP, the MPO's three key goals are to:

1. Move People & Goods
2. Create Jobs
3. Strengthen Communities

The Broward MPO developed a new approach to funding transportation projects and now manages funding programs in six major categories:

1. Highway
2. Transit
3. Systems Management/Safety
4. Complete Streets & Localized Initiatives
5. Complete Streets Master Plan
6. Mobility Hubs

Based on these goals and objectives, the plan gives great emphasis on projects that support the usage and improvement of the existing transportation system. In addition, the Plan not only addresses the need for roadway improvements but also encourages the improvement and maintenance of multimodal transportation systems. The inclusion of multi-modal projects and improvements in the Plan, such as transit expansion and improvements, sidewalk improvements, pedestrian and bicycle trail improvements, and environmentally sensitive projects, promote the quality of life for the County's residents and visitors.

The Southeast Florida Regional Transportation Plan (RTP) is a document that identifies the most significant transportation investments needed to meet growing travel demands throughout Broward, Miami-Dade, and Palm Beach Counties. The Plan provides a set horizon year (2040) to provide time for agencies to gather funds and complete the appropriate work required to design and construct the proposed improvements projects. Essential elements of the RTP include:

- Estimates of growth over the next 25 years
- Goals for accommodating such growth
- Regional multi-modal options
- Public engagement
- Regionally significant investments
- Funding

The RTP's main goal is to provide a coordinated regional planning and decision making that results in a seamless system of multimodal facilities to meet the travel needs of people and freight. Under this and many other goals and objectives, the Plan proposes a variety of multimodal projects that support and provide sustainable and reliable transportation options for the region's residents businesses, visitors, and the national economy as well.

The Town has a number of potential projects in mind should funding become available. Currently, the Town is working with Broward County Transit to install bus shelters where there is currently limited seating, shade and other amenities.

LAUDERDALE-BY-THE-SEA COMPREHENSIVE PLAN

Adopted in 2011, the Lauderdale-By-The-Sea Comprehensive Plan provides a vision for the Town that is based on the ideals and goals residents and Town officials have for the Town's future. The Town is currently working on a complete update of the Comprehensive Plan to reflect projects that have been completed, as well as changes in technology, State law and other factors. This Plan ensures that the Town maintains the capability to continue to guide development and redevelopment and provides for the maintenance of existing development so that the nature and character of the Town may be preserved for future generations. The Comprehensive Plan guides decisions made regarding land use, transportation, housing, infrastructure, conservation, open space, capital improvements, and intergovernmental coordination. The Future Land Use and Transportation Elements set policy for conserving and preserving the Town's neighborhoods, its capital investments, its natural resources, and planning for a multimodal system emphasizing public transportation. A review and analysis of the Comprehensive Plan will be performed from which various goals, objectives, and policies relating to transit mobility will be updated and new ones identified. It is crucial to review and identify all the existing policies related to transit mobility at the initial stage of this Plan to better accommodate and accomplish the Town's set goals and objectives. Goals, Objectives, and Policies related to improved mobility options are provided in Appendix I.

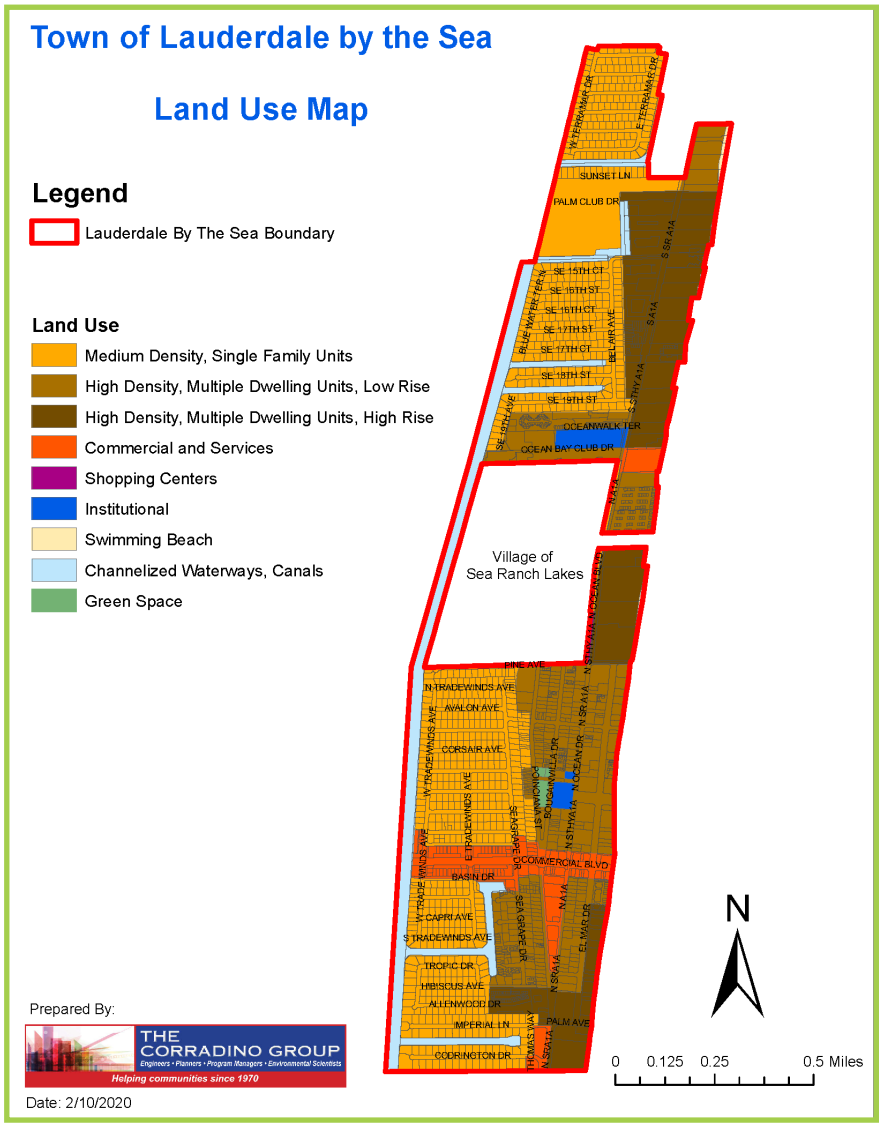

GENERAL NOTES:

1. Cross Slopes and Grades:

   A. Sidewalk, ramp, and landing slopes (i.e. 0.02, 0.05, and 1:12) shown in this Index are maximums. With approval of the Engineer, provide the minimum feasible slope where the requirements cannot be met.

   B. Landings must have cross-slopes less than or equal to 0.02 in any direction.

   C. Maintain a single longitudinal slope along each side of the curb ramp. Ramp slopes are not required to exceed 15 feet in length.

   D. Joints permitted at the location of Slope Breaks. Otherwise locate joints in accordance with Index 522-001. No joints are permitted within the ramp portion of the Curb Ramp.

2. Curb, Curb and Gutter and/or Sidewalk:

   A. Refer to Index 522-001 for concrete thickness and sidewalk details.

   B. Remove any existing curb, curb and gutter, or sidewalk to the nearest joint beyond the curb transition or to the extent that no remaining section is less than 5 feet long.

3. Curb Ramp Alpha-Identification:

   A. Sidewalk curb ramp alpha-identifications (e.g. CR-A) are provided for reference purposes in the Plans.

   B. Alpha-identifications CR-I and CR-J are intentionally omitted.

4. Detectable Warnings:

   A. Install detectable warnings in accordance with Specification 527.

   B. Place detectable warnings across the full width of the ramp or landing, to a minimum depth of 2 feet measured perpendicular to the curb line and no greater than 5 feet from the back of the curb or edge of pavement.

   C. If detectable warnings are shown in the Plans on slopes greater than 5%, align the truncated domes with the centerline of the ramp; otherwise, the truncated domes are not required to be aligned.

5. Detectable Warnings - Acceptance Criteria:

   A. Color and texture shall be complete and uniform.

   B. 90% of individual truncated domes shall be in accordance with the Americans with Disabilities Act Standards for Transportation Facilities, Section 705.

   C. There shall be no more than 4 non-compliant domes in any one square foot.

   D. Non-compliant domes shall not be adjacent to other non-compliant domes.

   E. Surfaces shall not deviate more than 0.10" from a true plane.

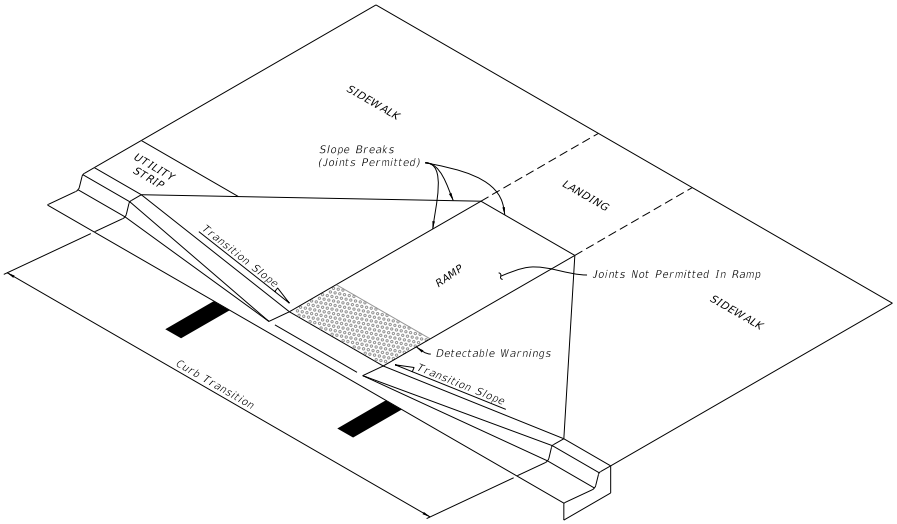

CURB RAMP NOMENCLATURE

LAST REVISION	REVISION	DESCRIPTION:			INDEX	SHEET
11/01/19			FDOT FY 2020-21 STANDARD PLANS	DETECTABLE WARNINGS AND SIDEWALK CURB RAMPS	522-002	1 of 7

7/20/2020 2:09:54 PM

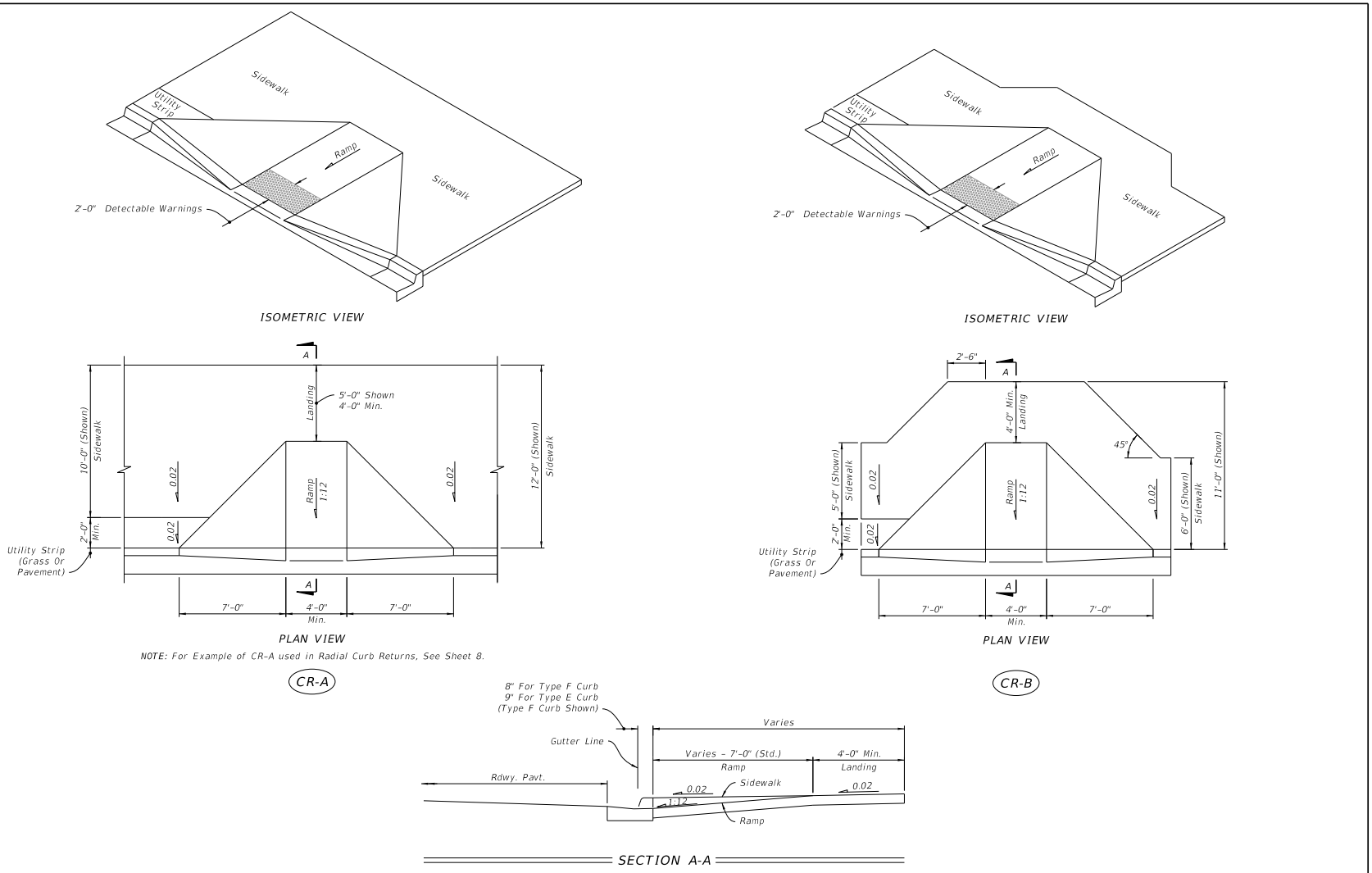

SIDEWALK CURB RAMPS CR-A AND CR-B

LAST REVISION	REVISION	DESCRIPTION:				
11/01/18			FDOT FY 2020-21 STANDARD PLANS	DETECTABLE WARNINGS AND SIDEWALK CURB RAMPS	INDEX 522-002	SHEET 2 of 7

7/20/2020 2:09:58 PM

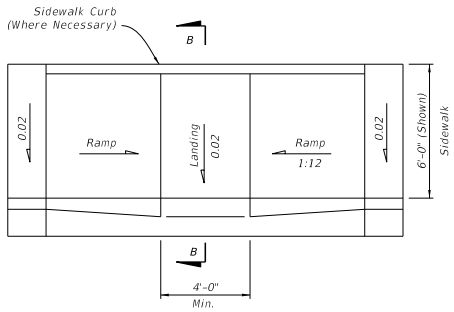

PLAN VIEW

CR-C

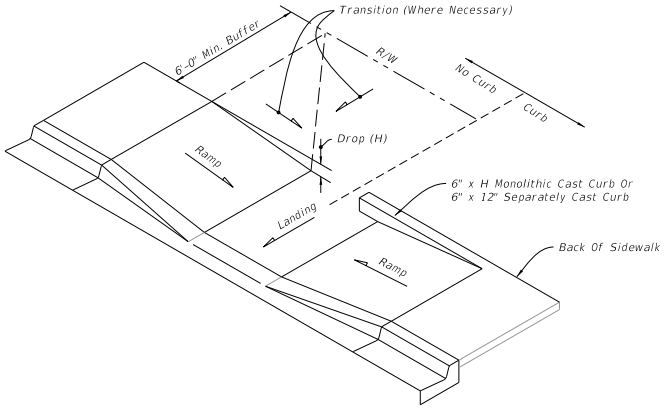

CONSTRUCTION OF SIDEWALK CURB IN CUT SECTIONS

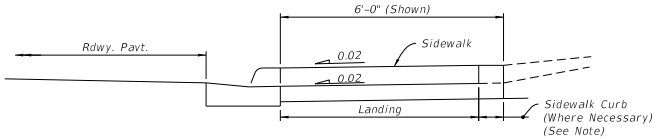

NOTE: For additional information on sidewalk curb construction, see SIDEWALK CURB OPTIONS details.

SECTION B-B

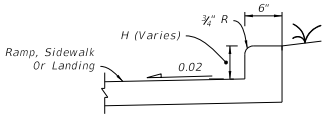

MONOLITHIC CAST CURB

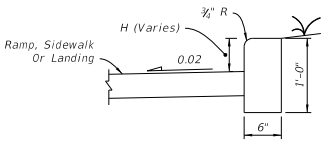

SEPARATELY CAST CURB

SIDEWALK CURB OPTIONS

SIDEWALK CURB RAMPS CR-C AND SIDEWALK CURB

LAST REVISION	REVISION	DESCRIPTION:				INDEX	SHEET
11/01/18			FDOT	FY 2020-21 STANDARD PLANS	DETECTABLE WARNINGS AND SIDEWALK CURB RAMPS	522-002	3 of 7

7/20/2020 2:10:03 PM

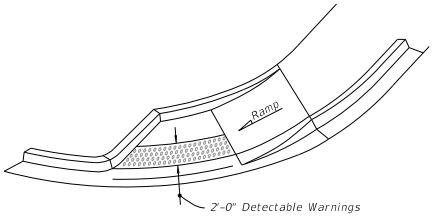

ISOMETRIC VIEW

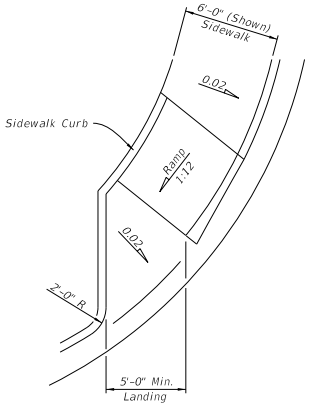

PLAN VIEW

CR-D

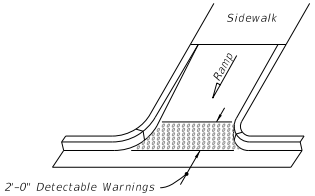

OPTION A

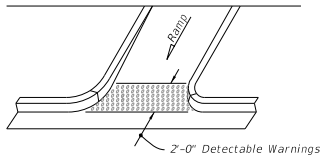

OPTION B

ISOMETRIC VIEW

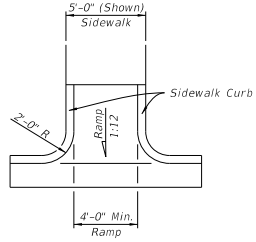

PLAN VIEW

CR-E

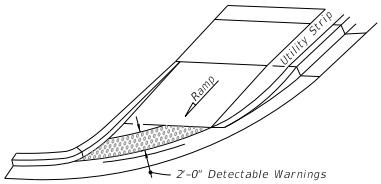

OPTION A

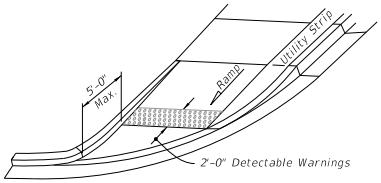

OPTION B

ISOMETRIC VIEW

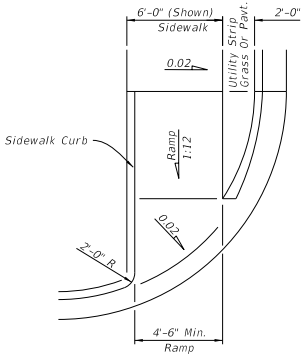

PLAN VIEW

CR-F

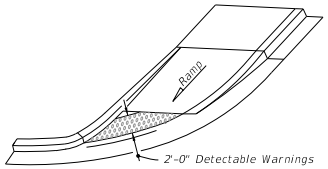

OPTION A

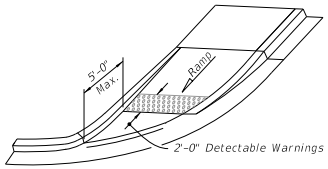

OPTION B

ISOMETRIC VIEW

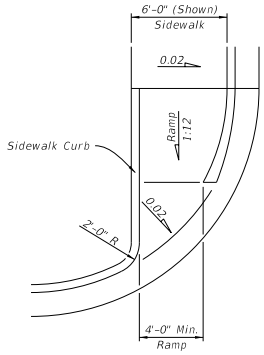

PLAN VIEW

CR-G

SIDEWALK CURB RAMPS CR-D, CR-E, CR-F & CR-G

LAST REVISION	REVISION	DESCRIPTION:			INDEX	SHEET
11/01/18			FDOT FY 2020-21 STANDARD PLANS	DETECTABLE WARNINGS AND SIDEWALK CURB RAMPS	522-002	4 of 7

7/20/2020 2:10:05 PM

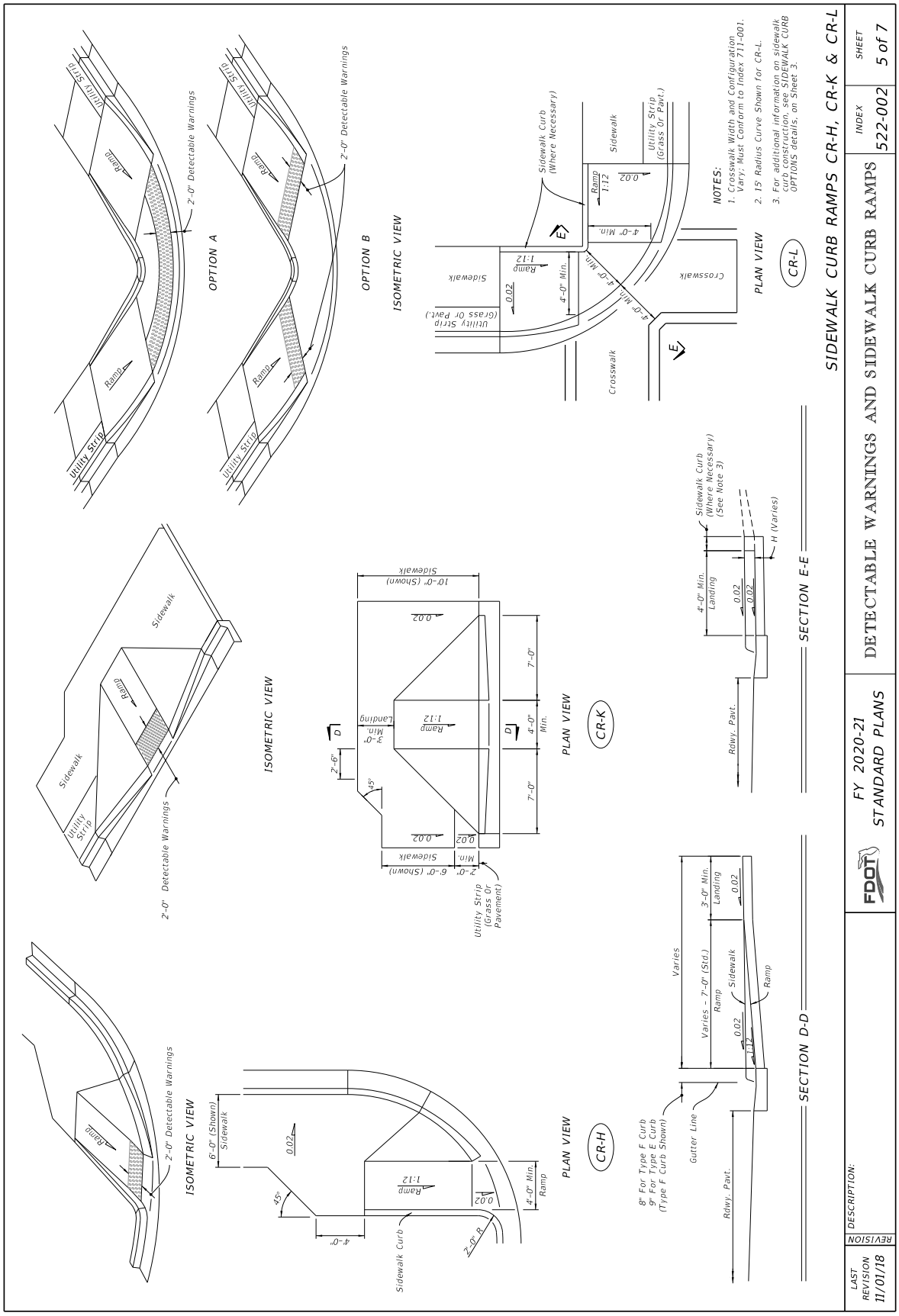
ISOMETRIC VIEW
2'-0" Detectable Warnings
Ramp
Utility Strip
OPTION A
OPTION B
Sidewalk
Crosswalk
Utility Strip (Grass Or Pavt.)
Sidewalk Curb (Where Necessary)
Ramp 1:12
4'-0" Min.
0.02
PLAN VIEW
CR-L
NOTES:
1. Crosswalk Width and Configuration Vary; Must Conform to Index 711-001.
2. 15' Radius Curve Shown for CR-L.
3. For additional information on sidewalk curb construction, see SIDEWALK CURB OPTIONS details, on Sheet 3.
SIDEWALK CURB RAMPS CR-H, CR-K & CR-L
10'-0" (Shown) Sidewalk
6'-0" (Shown) Sidewalk
2'-0" Min. Sidewalk
Utility Strip (Grass Or Pavement)
Landing
3'-0" Min.
2'-6"
45°
7'-0"
CR-K
CR-H
Sidewalk Curb
2'-0" R.
Ramp
Rdwy. Pavt.
Gutter Line
8" For Type F Curb
9" For Type E Curb
(Type F Curb Shown)
Varies
Varies - 7'-0" (Std.)
3'-0" Min.
SECTION D-D
SECTION E-E
Sidewalk Curb (Where Necessary) (See Note 3)
H (Varies)
DETECTABLE WARNINGS AND SIDEWALK CURB RAMPS
FY 2020-21
STANDARD PLANS
FDOT
INDEX 522-002
SHEET 5 of 7
LAST REVISION 11/01/18
REVISION
DESCRIPTION:
7/20/2020 2:10:08 PM

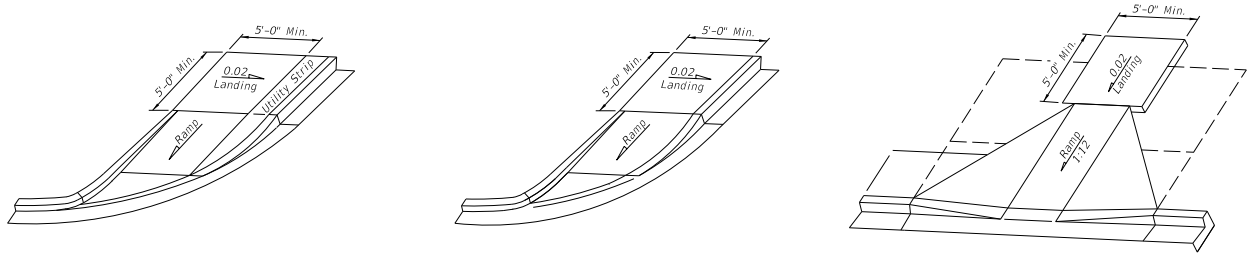

LANDINGS FOR CURB RAMPS WITHOUT SIDEWALKS

(See CR-F, CR-G & CR-K Respectively For Detectable Warning Details/Options)

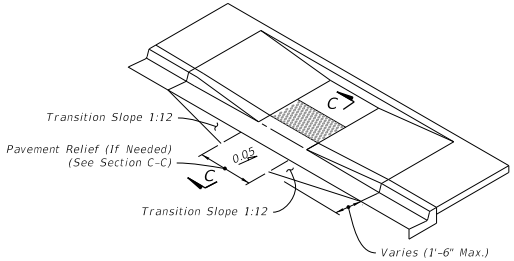

ISOMETRIC VIEW

(CR-C Shown, Other Similar)

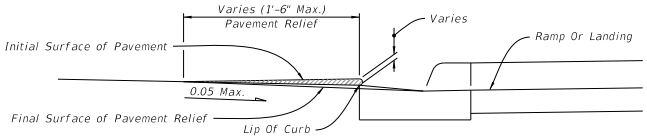

NOTE: Remove Elevated Pavement By Spading And Rolling, Smooth Milling, or Grinding.

SECTION C-C

PAVEMENT RELIEF DETAILS

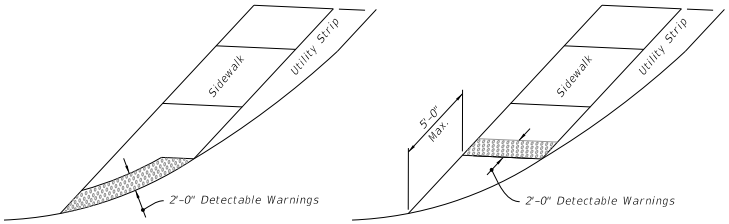

OPTION A

OPTION B

DETECTABLE WARNING ON FLUSH SHOULDER SIDEWALKS

CURB RAMPS WITHOUT SIDEWALKS AND FLUSH SHOULDER SIDEWALKS

LAST REVISION	REVISION	DESCRIPTION:				
11/01/18			FDOT FY 2020-21 STANDARD PLANS	DETECTABLE WARNINGS AND SIDEWALK CURB RAMPS	INDEX 522-002	SHEET 6 of 7

7/20/2020 2:10:12 PM

NOTES:

1. Where crosswalk markings are used, ramps must fall within the crosswalk limits. A clear space of 48" minimum is required at the bottom of the ramp within a marked crosswalk. If crosswalk markings are not present, a clear space of 48" minimum is required at the bottom of the ramp outside of active travel lanes.
2. Crosswalk widths and configurations vary; must conform to Index 711-001.
3. Flangeway Gap may be up to 3" for Freight-only Railways.

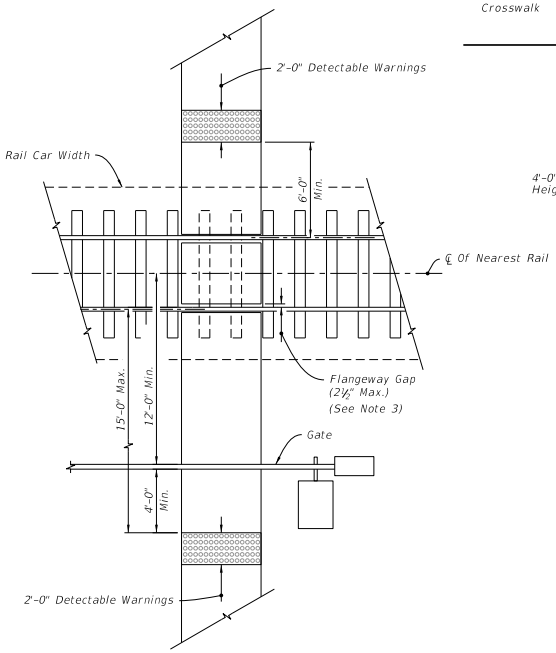

RAILROAD CROSSING

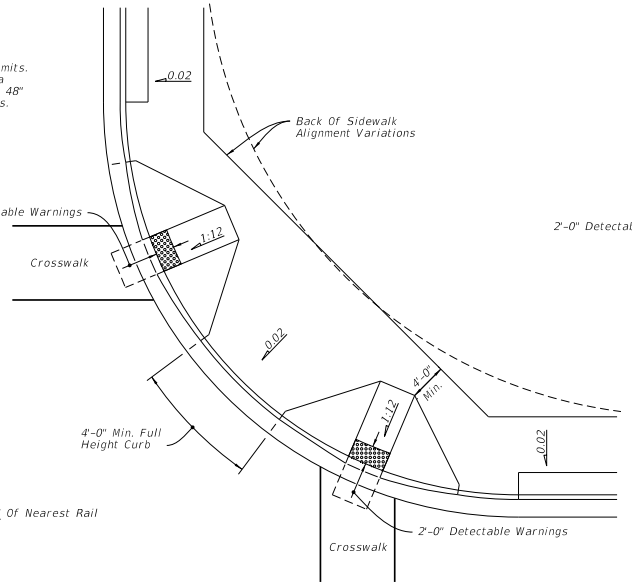

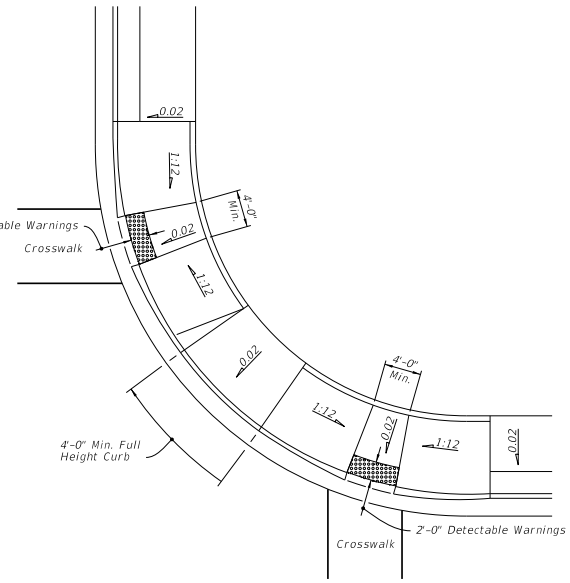

RADIAL SIDEWALK RAMPS

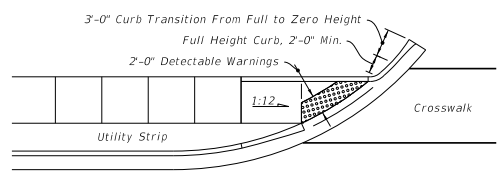

LINEAR SIDEWALK RAMPS

PLACEMENT OF SIDEWALK CURB RAMPS AT CURBED RETURNS (TYP.)

RAILROAD CROSSING AND CURB RAMPS AT CURBED RETURNS

LAST REVISION	REVISION	DESCRIPTION:				INDEX	SHEET
11/01/17			FDOT	FY 2020-21 STANDARD PLANS	DETECTABLE WARNINGS AND SIDEWALK CURB RAMPS	522-002	7 of 7

7/20/2020 2:10:15 PM

GENERAL NOTES:

1. Construct sidewalks in accordance with Specification 522. Use 6" concrete for Sidewalks and Curb Ramps Located within Curb Returns (See Plan View). Install all other concrete with thickness as shown, unless otherwise detailed in the Plans.
2. Include detectable warnings on sidewalk curb ramps in accordance with Index 522-002.
3. For Driveways see Index 522-003.
4. Bond breaker material can be any impermeable coated or sheet membrane or preformed material having a thickness of not less than 6 mils and not more than ½".
5. Construct sidewalks with Edge Beam through the limits of any surface mounted Pedestrian/Bicycle Railing or Pipe Guiderail shown in the plans. (See RAILING DETAIL)

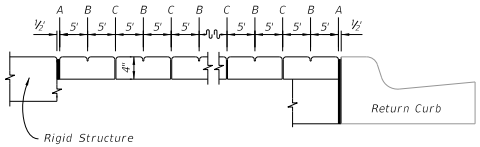

OPEN JOINTS

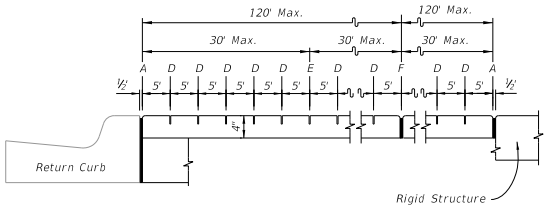

SAWED JOINTS

LONGITUDINAL SECTION

LEGEND:

A- ½" Expansion Joints (Preformed Joint Filler) between the sidewalk and; driveways, sidewalk-intersections, and all other fixed objects (e.g. drainage inlets and utility poles).

B- ⅛" Dummy Joints, Tooled

C- ⅛" Formed Open Joints

D- 3/16" Saw Cut Joints, 1½" Deep (within 96 hours) Max. 5' Centers

E- 3/16" Saw Cut Joints, 1½" Deep (within 12 hours) Max. 30' Centers Joint(s) Required When Length Exceeds 30'

F- ½" Expansion Joint When Run Of Sidewalk Exceeds 120'. Intermediate locations when called for in the plans or at locations as directed by the Engineer.

G- Cold Joint With Bond Breaker, Tooled

SIDEWALK JOINTS

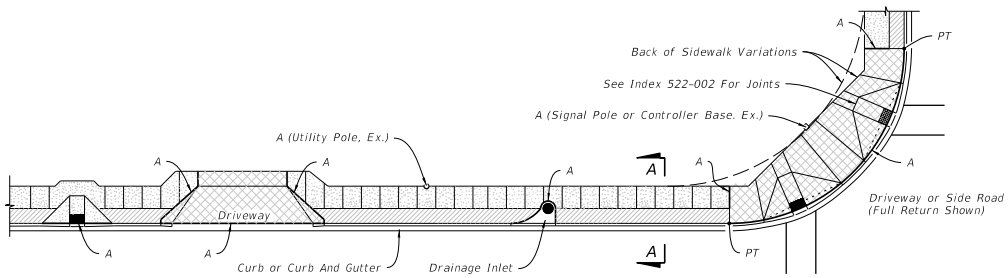

PLAN

SIDEWALK WITH UTILITY STRIP

LEGEND:

- 4" Thick Sidewalk
- 6" Thick Sidewalk
- Utility Strip

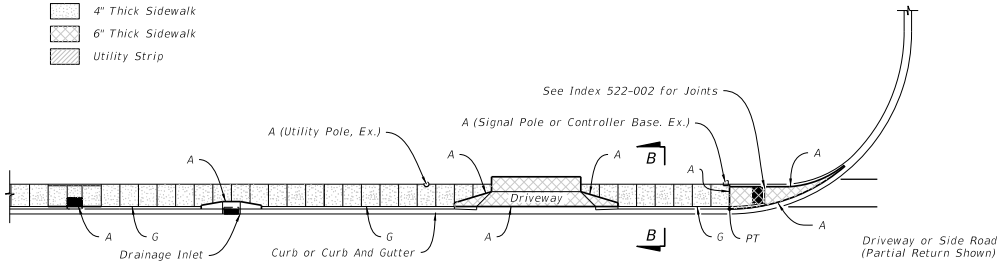

PLAN

SIDEWALK WITHOUT UTILITY STRIP

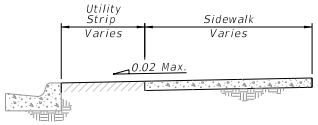

SECTION A-A

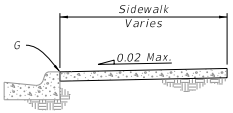

SECTION B-B

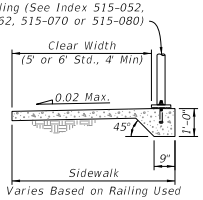

RAILING DETAIL

GENERAL NOTES AND CONCRETE SIDEWALK ON CURBED ROADWAYS

LAST REVISION	REVISION	DESCRIPTION:			INDEX	SHEET
11/01/18			FDOT FY 2020-21 STANDARD PLANS	CONCRETE SIDEWALK	522-001	1 of 2

10/14/2019 11:15:32 AM

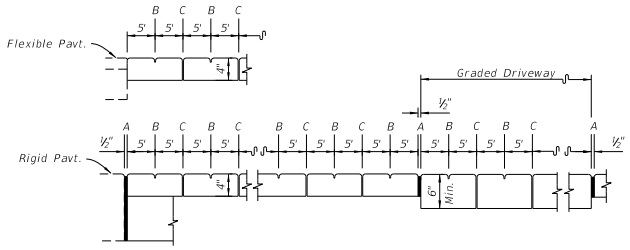

OPEN JOINTS

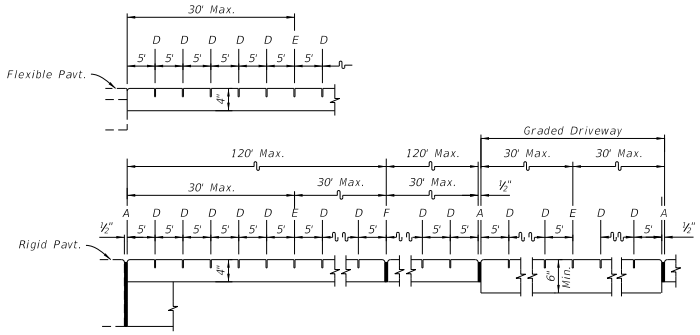

SAWED JOINTS

LONGITUDINAL SECTION

LEGEND:

A– ½" Expansion Joints (Preformed Joint Filler) between the sidewalk and driveways, sidewalk-intersections, and all other fixed objects (e.g. drainage inlets and utility poles).

B– ⅛" Dummy Joints, Tooled

C– ⅛" Formed Open Joints

D– 3/16" Saw Cut Joints, 1½" Deep (within 96 hours) Max. 5' Centers

E– 3/16" Saw Cut Joints, 1½" Deep (within 12 hours) Max. 30' Centers Joint(s) Required When Length Exceeds 30'

F– ½" Expansion Joint When Run Of Sidewalk Exceeds 120'. Intermediate locations when called for in the plans or at locations as directed by the Engineer.

SIDEWALK JOINTS

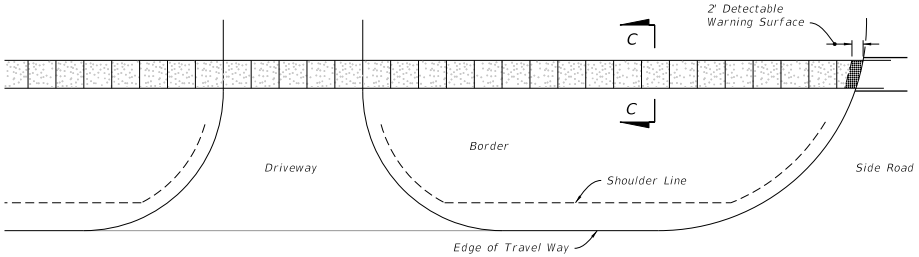

PLAN

CONTINUOUS SIDEWALK

LEGEND:

4" Thick Sidewalk

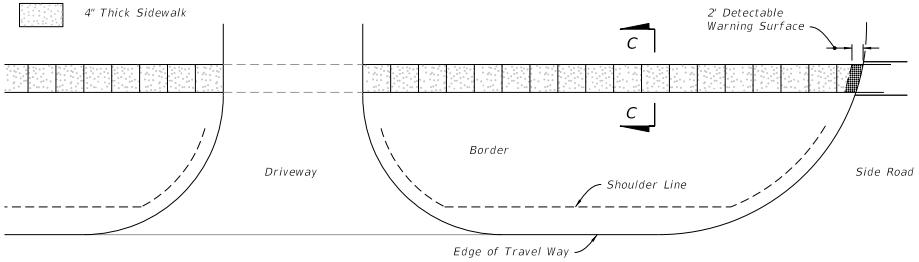

PLAN

DISCONTINUOUS SIDEWALK

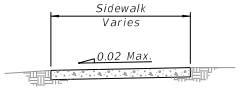

SECTION C-C

CONCRETE SIDEWALK ON FLUSH SHOULDER ROADWAYS

LAST REVISION	REVISION	DESCRIPTION:				INDEX	SHEET
11/01/18			FDOT FY 2020-21 STANDARD PLANS	CONCRETE SIDEWALK		522-001	2 of 2

10/14/2019 11:15:33 AM

Figure 3B-19. Examples of Crosswalk Markings

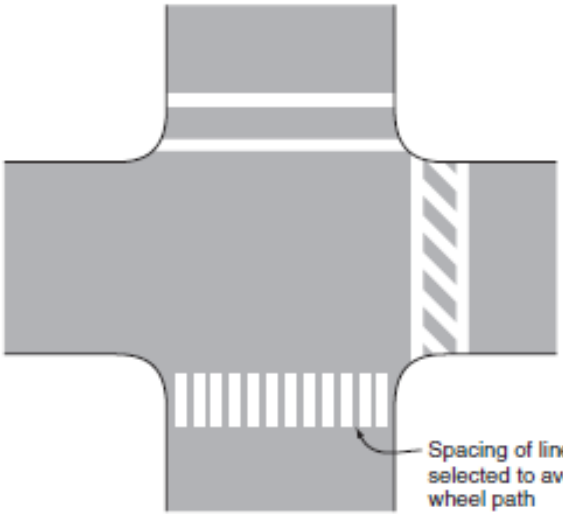

Figure 3B-17. Examples of Yield Lines at Unsignalized Midblock Crosswalks

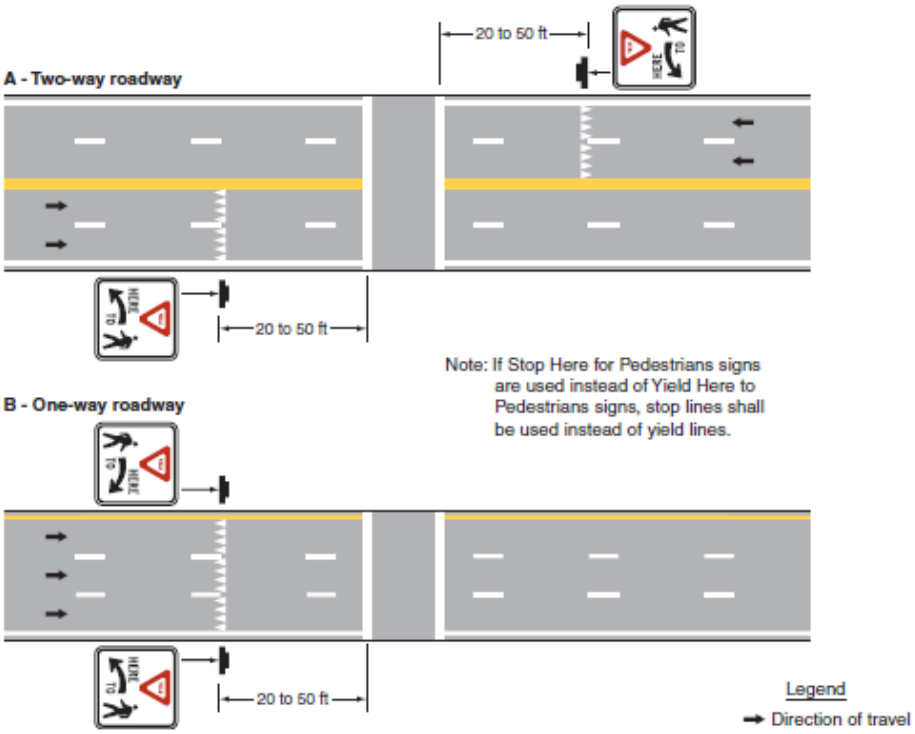

STOP
HERE
FOR

R1-5b

STATE
LAW
*
STOP
FOR
WITHIN
CROSSWALK

R1-6a

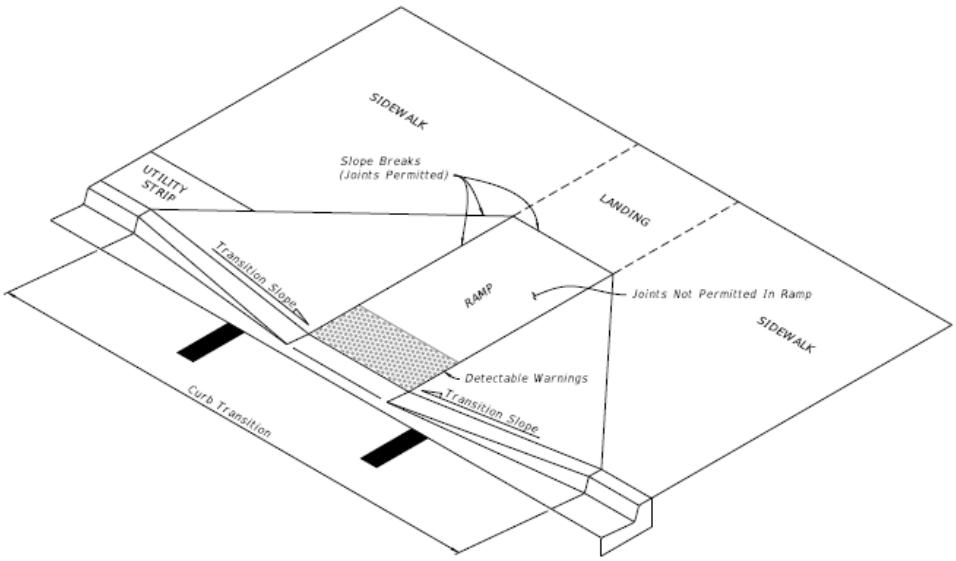
SIDEWALK
Slope Breaks
(Joints Permitted)
UTILITY
STRIP
LANDING
Transition Slope
RAMP
Joints Not Permitted In Ramp
SIDEWALK
Detectable Warnings
Transition Slope
Curb Transition

FDOT Long Range Estimating System - Production					
R4: Project Details Composite Report					
By Version					
Project: SIDEWK-O-03-BB				**Letting Date:** 01/2099	
Description: Sidewalk construction; 5' one side, 4 inch depth					
District: 09	**County:** 99 DISTRICT/STATE WIDE				
Project Manager: Cost-per-Mile Model/Template					
Version 13-P Project Grand Total					**$161,109.76**
Description: July 2019 Updates					
Pay Items					
Pay Item	Description	Total Quantity	Unit	Weighted Avg. Unit Price	Total Amount
102-1	MAINTENANCE OF TRAFFIC	2.00			$2,735.08
101-1	MOBILIZATION	10.00			$13,948.90
110-1-1	CLEARING & GRUBBING	1.25	AC	$11,000.00	$13,750.00
120-1	REGULAR EXCAVATION	322.66	CY	$5.00	$1,613.30
522-1	CONCRETE SIDEWALK AND DRIVEWAYS, 4"	2,933.33	SY	$40.00	$117,333.20
570-1-1	PERFORMANCE TURF	3,121.07	SY	$1.30	$4,057.39
999-25	INITIAL CONTINGENCY AMOUNT (DO NOT BID)	1.00	LS	$7,671.89	$7,671.89
Project Unknowns			0.00	%	$0.00
Design/Build			0.00	%	$0.00
Version 13-P Project Grand Total					**$161,109.76**

FDOT Long Range Estimating System - Production					
R4: Project Details Composite Report					
By Version					
Project: NUU2LN-U-01-BB				**Letting Date:** 01/2099	
Description: New Construction 2 Lane Undivided Urban Arterial with 4' Bike Lanes					
District: 09	**County:** 99 DISTRICT/STATE WIDE				
Project Manager: Cost-Per-Mile Model					
Version 14-P Project Grand Total					**$4,898,101.57**
Description: July 2019 Updates					
Pay Items					
Pay Item	Description	Total Quantity	Unit	Weighted Avg. Unit Price	Total Amount
102-1	MAINTENANCE OF TRAFFIC	7.00			$288,332.29
101-1	MOBILIZATION	10.00			$440,736.51
104-10-3	SEDIMENT BARRIER	10,560.00	LF	$1.70	$17,952.00
104-11	FLOATING TURBIDITY BARRIER	250.00	LF	$12.50	$3,125.00
104-12	STAKED TURBIDITY BARRIER- NYL REINF PVC	250.00	LF	$3.80	$950.00
104-15	SOIL TRACKING PREVENTION DEVICE	1.00	EA	$2,500.00	$2,500.00
104-18	INLET PROTECTION SYSTEM	53.00	EA	$120.00	$6,360.00
107-1	LITTER REMOVAL	1.20	AC	$15.00	$18.00
107-2	MOWING	1.20	AC	$25.00	$30.00
110-1-1	CLEARING & GRUBBING	14.12	AC	$11,000.00	$155,320.00
120-1	REGULAR EXCAVATION	19,360.00	CY	$5.00	$96,800.00
120-6	EMBANKMENT	86,920.53	CY	$8.00	$695,364.24
160-4	TYPE B STABILIZATION	21,800.53	SY	$3.80	$82,842.01
285-709	OPTIONAL BASE,BASE GROUP 09	18,773.33	SY	$17.00	$319,146.61
334-1-53	SUPERPAVE ASPH CONC, TRAF C, PG76-22	2,065.07	TN	$105.00	$216,832.35
337-7-80	ASPH CONC FC,TRAFFIC B,FC-9.5,PG 76-22	1,501.87	TN	$102.00	$153,190.74
400-2-2	CONC CLASS II, ENDWALLS	36.00	CY	$1,400.00	$50,400.00
425-1-351	INLETS, CURB, TYPE P-5,	36.00	EA	$5,200.00	$187,200.00
425-1-451	INLETS, CURB, TYPE J-5,	10.00	EA	$7,800.00	$78,000.00
425-1-521	INLETS, DT BOT, TYPE C,	5.00	EA	$3,600.00	$18,000.00
425-1-541	INLETS, DT BOT, TYPE D,	1.00	EA	$3,900.00	$3,900.00
425-2-41	MANHOLES, P-7,	5.00	EA	$7,200.00	$36,000.00
425-2-71	MANHOLES, J-7,	1.00	EA	$7,100.00	$7,100.00
430-175-112	PIPE CULV, OPT MATL, ROUND, 12"S/CD	2,328.00	LF	$83.00	$193,224.00
430-175-130	PIPE CULV, OPT MATL, ROUND, 30"S/CD	208.00	LF	$110.00	$22,880.00
430-175-142	PIPE CULV, OPT MATL, ROUND, 42"S/CD	5,056.00	LF	$150.00	$758,400.00
430-175-154	PIPE CULV, OPT MATL, ROUND, 54"S/CD	200.00	LF	$260.00	$52,000.00

FDOT Long Range Estimating System - Production					
R4: Project Details Composite Report					
By Version					
Project: NUU2LN-U-01-BB				**Letting Date:** 01/2099	
Description: New Construction 2 Lane Undivided Urban Arterial with 4' Bike Lanes					
District: 09	**County:** 99 DISTRICT/STATE WIDE				
Project Manager: Cost-Per-Mile Model					
Version 14-P Project Grand Total					**$4,898,101.57**
Description: July 2019 Updates					
520-1-10	CONCRETE CURB & GUTTER, TYPE F	10,560.00	LF	$20.00	$211,200.00
522-1	CONCRETE SIDEWALK AND DRIVEWAYS, 4"	5,866.67	SY	$40.00	$234,666.80
550-10-220	FENCING, TYPE B, 5.1-6.0', STANDARD	1,180.00	LF	$17.00	$20,060.00
550-60-234	FENCE GATE,TYP B,SLIDE/CANT,18.1-20'OPEN	1.00	EA	$1,800.00	$1,800.00
570-1-1	PERFORMANCE TURF	23,467.00	SY	$1.30	$30,507.10
570-1-2	PERFORMANCE TURF, SOD	18,197.33	SY	$2.80	$50,952.52
630-2-11	CONDUIT, F& I, OPEN TRENCH	5,280.00	LF	$6.70	$35,376.00
630-2-12	CONDUIT, F& I, DIRECTIONAL BORE	689.00	LF	$19.00	$13,091.00
635-2-11	PULL & SPLICE BOX, F&I, 13" X 24"	21.00	EA	$680.00	$14,280.00
700-1-11	SINGLE POST SIGN, F&I GM,	20.00	AS	$340.00	$6,800.00
700-1-12	SINGLE POST SIGN, F&I GM, 12-20 SF	2.00	AS	$1,200.00	$2,400.00
700-2-14	MULTI- POST SIGN, F&I GM, 31-50 SF	2.00	AS	$4,400.00	$8,800.00
706-3	RETRO-REFLECTIVE/RAISED PAVEMENT MARKERS	135.00	EA	$3.50	$472.50
710-11-111	PAINTED PAVT MARK,STD,WHITE,SOLID,6"	4.00	NM	$980.00	$3,920.00
710-11-131	PAINTED PAVT MARK,STD,WHITE,SKIP, 6"	2.00	GM	$420.00	$840.00
711-15-101	THERMOPLASTIC, STD-OP, WHITE, SOLID, 6"	2.00	GM	$4,500.00	$9,000.00
711-15-131	THERMOPLASTIC, STD-OP, WHITE, SKIP, 6"	1.00	GM	$1,500.00	$1,500.00
715-1-13	LIGHTING CONDUCTORS, F&I, INSUL, NO.4-2	17,907.00	LF	$1.70	$30,441.90
715-500-1	POLE CABLE DIST SYS, CONVENTIONAL	21.00	EA	$590.00	$12,390.00
715-511-140	LIGHT POLE COMP,F&I,SGL ARM SM, AL,40'	21.00	EA	$13,000.00	$273,000.00
999-25	INITIAL CONTINGENCY AMOUNT (DO NOT BID)	1.00	LS	$50,000.00	$50,000.00
Project Unknowns			0.00	%	$0.00
Design/Build			0.00	%	$0.00

FDOT Long Range Estimating System - Production					
R4: Project Details Composite Report					
By Version					
Project: NUU2LN-U-01-BB				**Letting Date:** 01/2099	
Description: New Construction 2 Lane Undivided Urban Arterial with 4' Bike Lanes					
District: 09	**County:** 99 DISTRICT/STATE WIDE				
Project Manager: Cost-Per-Mile Model					
Version 14-P Project Grand Total					**$4,898,101.57**
Description: July 2019 Updates					
Version 14-P Project Grand Total					**$4,898,101.57**

FDOT Long Range Estimating System - Production					
R4: Project Details Composite Report					
By Version					
Project: MIDXWK-O-05-BB				**Letting Date:** 01/2099	
Description: Signalized Mid-Block Crossing with four lanes and middle turnlane with parking on both sides					
District: 09	**County:** 99 DISTRICT/STATE WIDE				
Project Manager: Cost Model					
Version 14-P Project Grand Total					**$141,824.14**
Description: July 2019 Updates					
Pay Items					
Pay Item	Description	Total Quantity	Unit	Weighted Avg. Unit Price	Total Amount
102-1	MAINTENANCE OF TRAFFIC	10.00			$11,162.86
101-1	MOBILIZATION	10.00			$12,279.15
522-1	CONCRETE SIDEWALK AND DRIVEWAYS, 4"	10.00	SY	$40.00	$400.00
527-2	DETECTABLE WARNINGS	16.00	SF	$27.00	$432.00
630-2-11	CONDUIT, F& I, OPEN TRENCH	45.00	LF	$6.70	$301.50
630-2-12	CONDUIT, F& I, DIRECTIONAL BORE	505.00	LF	$19.00	$9,595.00
632-7-1	SIGNAL CABLE- NEW OR RECO, FUR & INSTALL	1.00	PI	$5,200.00	$5,200.00
633-4-1	SIGNALS COMMUNIC- TWISTED PAIR CABLE	436.00	LF	$3.50	$1,526.00
635-2-11	PULL & SPLICE BOX, F&I, 13" X 24"	4.00	EA	$680.00	$2,720.00
635-2-13	PULL & SPLICE BOX, F&I, 30" X 60" OR 36"	1.00	EA	$2,600.00	$2,600.00
639-1-122	ELECTRICAL POWER SRV,F&I, UG,PUR CONT	1.00	AS	$2,200.00	$2,200.00
639-2-1	ELECTRICAL SERVICE WIRE, F&I	252.00	LF	$6.20	$1,562.40
646-1-11	ALUMINUM SIGNALS POLE, PEDESTAL	1.00	EA	$1,300.00	$1,300.00
649-21-10	STEEL MAST ARM ASSEMBLY, F&I, 60'	1.00	EA	$46,000.00	$46,000.00
650-1-14	VEH TRAF SIGNAL,F&I ALUMINUM, 3 S 1 W	4.00	AS	$940.00	$3,760.00
653-1-11	PEDESTRIAN SIGNAL, F&I LED COUNT, 1 WAY	2.00	AS	$670.00	$1,340.00
665-1-11	PEDESTRIAN DETECTOR, F&I, STANDARD	2.00	EA	$240.00	$480.00
670-5-111	TRAF CNTL ASSEM, F&I, NEMA, 1 PREEMPT	1.00	AS	$29,000.00	$29,000.00
700-1-11	SINGLE POST SIGN, F&I GM,	4.00	AS	$340.00	$1,360.00
700-3-101	SIGN PANEL, F&I GM, UP TO 12 SF	2.00	EA	$200.00	$400.00
706-3	RETRO-REFLECTIVE/RAISED PAVEMENT MARKERS	10.00	EA	$3.50	$35.00

FDOT Long Range Estimating System - Production					
R4: Project Details Composite Report					
By Version					
Project: MIDXWK-O-05-BB				**Letting Date:** 01/2099	
Description: Signalized Mid-Block Crossing with four lanes and middle turnlane with parking on both sides					
District: 09	**County:** 99 DISTRICT/STATE WIDE				
Project Manager: Cost Model					
Version 14-P Project Grand Total					**$141,824.14**
Description: July 2019 Updates					
711-11-123	THERMOPLASTIC, STD, WHITE, SOLID, 12"	200.00	LF	$2.50	$500.00
711-11-125	THERMOPLASTIC, STD, WHITE, SOLID, 24"	72.00	LF	$4.80	$345.60
711-16-101	THERMOPLASTIC, STD-OTH, WHITE, SOLID, 6"	0.04	GM	$4,100.00	$164.00
711-17	THERMOPLASTIC, REMOVE	69.00	SF	$5.90	$407.10
999-25	INITIAL CONTINGENCY AMOUNT (DO NOT BID)	1.00	LS	$6,753.53	$6,753.53
Project Unknowns			0.00	%	$0.00
Design/Build			0.00	%	$0.00
Version 14-P Project Grand Total					**$141,824.14**

SPECIAL EVENT APPLICATION

Submit this completed application *at least* 60 days prior to the proposed date of your event.

DETAILED SITE PLAN REQUIRED (see details at end of application)
Site Plans often do not include details that are necessary to approve an application or to issue a permit and delays are caused by rejections of initial applications.

Once you have completed the written portion of the application, provide a Site Plan on the last page or attach separately to this application.

Name of Event: CHANUKAH FESTIVAL

Event Purpose, Description and Activities: COMMUNITY MENORAH LIGHTING

New Event____ **or Returning Event** ✓ **Previous Attendance** 50 - 100

Day(s) and Date(s) of Event: SUNDAY, DECEMBER 13, 2020

Proposed location of the Event (location, streets, landmarks):

OCEAN PLAZA, E. COMMERCIAL BLVD.

How many people do you anticipate on site at any peak time?

Participants: NA #Spectators 50 - 100 #Adult volunteers: 5

Please complete the following table:

Activity	Day	Time
Start of set-up:	12-13-20	1:00 PM
Start time of the Event:	12-13-20	5:30 PM
EVENT		
End time of the Event:	12-13-20	8:30 PM
Start of Clean up:	12-13-20	8:30 PM
Clean-up completed by: (Site restored to original condition)	12-13-20	10:30 PM

Name and address of host or sponsoring organization: CHABAD LAUDERDALE BY THE SEA

Is applicant a Non-Profit Organization? (YES) NO

Please attach Organization's proof of 501c3 IRS exemption, background, history, accomplishments, and other events:

Person submitting Application ("Responsible Party"):

Name: BENZION SINGER
Mailing address: 4747 N. OCEAN DR. # 238, LAUDERDALE BY THE SEA
Phone: 954 607 1104 Mobile phone: 954 263 7692
Email: rabbi@jewishlauderdale-com Fax:

Representative(s) who will be at each day of the event:

Name(s): BENZION SINGER
Mailing address: SAME AS PERSON SUBMITTING APPLICATION.
Phone: Mobile phone:
Evening phone: Fax:
Email:

Add information as necessary:

Will you have an event contractor or planner? YES (NO)

If yes, please provide the contact information of your event contractor (event planner)

Name: Company Name:
Business Address: Company Email:
Phone Office: Phone Mobile:

List contractors that will be on site before, during or after the event (use separate page if needed) – final list required 30 days prior to event.

Request for Town Involvement:

Are you requesting the Town be involved with this event in any way? YES (NO)

If yes, describe services requested, if any:

STATEMENT OF BENEFIT

If the applicant is seeking sponsorship/co-sponsorship from the Town of Lauderdale-By-The-Sea, a Statement of Benefit is required by Town Code and shall be included here or attached to this application.

If the Town is a sponsor or co-sponsor of the event, the Applicant shall keep financial records of the event sufficient to document all revenues and expenditures. These records shall be available at reasonable time within Broward County for inspection by the Town.

(Insert here or denote if (attached) PLEASE SEE ATTACHED.

FEES

Are there fees or donations collected on site from the participants or spectators?

YES (NO)

If yes, provide details:

SOUND SYSTEMS

The event sound systems shall be operated so as not to violate the Town's Code, including and especially Section 13-6, Noise Limitation. Violations of the Town's noise ordinance are grounds for the immediate termination of the source of the noise and may be grounds to terminate the event.

Do you plan to use amplified sound? Provide details, time and location, and if you require electrical connections for:

___✓___ Proposed amplified sound/speaker system:

___✓___ Proposed live music: List genre, type, ambiance: CHANUKAH / JEWISH MUSIC.

_____ Planned recorded music

___✓___ Do you require electrical connections for any of the above? Please give details:

USE OF AVAILABLE OUTLETS AS IN PREVIOUS YEARS.

CLEAN EVENT STANDARDS

Keeping the event area clean during the event and immediately following the event, including trash removal, walkways, and streets, is the responsibility of the applicant. See Clean Up Deposit under Conditions

Please note that, except for very small events, all events shall provide a recycling plan and follow recycling requirements. See Recycling Requirements under Conditions. For more info email recycle@lbts-fl.gov.

Name the contractor or organization (including contact information) who is responsible for your Event's recycling:

Name: CHABAD LAUDERDALE BY THE SEA Email: rabbie jewishlauderdale.com

Address: 4747 N. OCEAN DR. #238

Daytime phone: 954 607 1104 Mobile phone: 954 263 7692

TENTS, CANOPIES, STAGES, BLEACHERS

Tents are generally defined as temporary structures having two or more sidewalls or drops.

A canopy is a tent without sides.

All Tents, canopies larger than 120 sq. ft., multiple canopies without separation, and stages require a building permit. The use of tents or large canopies require approval of the LBTS Fire Marshal and are required to have building permits obtained via LBTS Building Department prior to Event. Manufacture labels are required to be attached to the tents and canopies.

Rental agencies shall provide documentation of the flame spread labeling of 25 or less submitted with application. All canopies larger than 120 sq. ft. shall submit copies the manufacture's labels attached to the tents or canopies with application.

Stages and bleachers shall include product approvals that are supplied by the manufacturer.

Indicate if any of the following will be assembled at the Event and include locations on Site Plan. List sizes and numbers of each:

Tents: 0

Canopies: 0

Stages: 1 (stage owned by village pump as previous years)

Bleachers: 0 list size and max load:

UTILITIES

All utilities requirements shall be approved by the Director of Development Services and the Fire Marshall prior to Application submission to Town Commission.

Depending on location of event, electrical and/or water may be available from the Town for a fee.

Electrical Requirements: *Electrical work requires an Electrical Building Permit.*
Generators over 5KW require an Electrical Building Permit.
A Florida Licensed Electrical Contractor is required to obtain permits.

All electrical requests shall meet the requirements of the Florida Building Code with final approval from the Town's Building Official at least 30 days prior to the Event. Contractor is required to schedule and successfully complete inspection of work prior to Event opening. Florida Building Code 101.4.1, 105.4.5.

Will any **electrical equipment be installed** in conjunction with the Special Event? (i.e. lighting in tents, outlets for cooking, stages, etc.) (Yes) NO

e plaza for sound / music.

If the Event requires the following on public property, list what equipment is to be installed and locations (include voltage, amperage, and phases of wiring) as well as company name providing the equipment. Describe below, include location and use, and also include locations on Site Plan:

_____ Electrical power:

_____ Water:

_____ Gas, propane, BBQ grills, generators:

_____ Fuel Storage:

N/A

SIGNAGE

All signage shall be included in the application if you wish to exceed the Town Code requirements. Signage shall be reviewed by Development Services (LindaC@lbts-fl.gov) before Application is submitted to Town Commission). No signage shall be installed without permit.

Information on signage shall include location, colors, size and number of signs. Indicate signage to be placed in any right of way that directs traffic to the Event and their approximate size.

Are you requesting permission to erect signage for this Event? (YES) NO

For each sign please provide: 1 BANNER SIZE 3X10, BEHIND STAGE

Description, number of signs, proposed dates, location, size of signs in square feet and letter size:

Include sign locations on detailed Site Plan or attach a separate sheet.

RESTROOMS (show on Site Plan)

The number of portable toilets required depends on the number of attendees, length and type of event, as determined by the Building Official.

Local businesses that have more than the required number of restroom facilities that allow their facilities to be used may count towards the extra restroom facilities required.

If Event is downtown, permit holder is required to obtain written approval from restaurants to allow participants to use their restroom facilities.

Number of restroom facilities required by Town: TBD
Number of additional restroom facilities, and type, that will be on event site:_____
(Show on Site Plan) will use towns restrooms at EL MAR PLAZA.

STREET CLOSURES

Street closures may be required at the Event's expense

Are you requesting that any public streets be closed for the Event? YES (NO)
I don't know, please advise_____

If yes, indicate the streets and blocks and times the closure is requested:

TRAFFIC CONTROL/BARRICADES

A traffic control contractor may be required for events which require barricades or traffic control signage.

Please list your traffic control contractor, if applicable:

VEHICLES

Vehicles are not allowed to drive or park on Town property or park grounds due to damage to underground irrigation systems and to the sod. Applicant shall be responsible for restoration of any damage to Town property.

Are you requesting to drive or park on town property or park grounds: YES (NO)

If you are requesting that vehicles be permitted to drive or park on Town property, please indicate the type(s) of vehicles, the locations, and times they would be parked. Must be approved by Town's Parking Department prior to Event.

LOADING/UNLOADING: If you are requesting that vehicles be permitted to load/unload in non-metered areas, please indicate the location and times loading and unloading would occur:
ENTERTAINMENT, CHAIRS AND SUPPLIES DROP OFF / PICK UP AT PAVILION.

TRAFFIC CONTROL PLAN

Parking exemptions shall be approved by Assistant Town Manager prior to Application submission to Town Commission). Town may block spaces for safety and other reasons at the expense of the Event.

Include detailed Site Plan indicating how on and off street parking will be accommodated.

Are you requesting the reservation of any Town parking meter spaces for the Event?
(YES) NO

If yes, provide the meter numbers on the Site Plan and purpose for which they will be used.
NO SPECIFIC METER NUMBERS REQUIRED, REQUESTING 5 SPACES.
All parking meter fees are paid 30 days prior to the event.

OFF DUTY POLICE/CODE COMPLIANCE OFFICERS

Off duty police officers are required, at the applicant's expense, for street closures, events with alcohol, or large crowds, as determined by the Sheriff's Department. Large events may require a code compliance officer to ensure compliance with Town codes.

Do you anticipate needing off duty police officers for your Event? YES (NO)
Do you anticipate needing code compliance officers for your Event? YES (NO)

CONCESSIONS:

A no-compete clause pertaining to local restaurants will be required where applicable.

Are you planning to have any type of concessions? (YES) NO

If YES, has the Florida Health Department approved the food vending Site Plans?
YES NO

If yes, is the food provided by a Non-Profit ✓ or For Profit _____ organization?

Is the food free of charge_____ or for sale _____

Do all food vendors have a temporary food service permit? YES NO
NO VENDORS - CHABAD THE SPONSORING ORGANIZATION SUPPLIES FOOD.

Please list the types of food that will be served:
PASTERIES. POTATO LATKES.

Are you requesting any of the following types of cooking equipment be used on site:

Charcoal Grills ~~___~~	Sterno ✓	Fryers ~~___~~	Open fires ~~___~~
Propane Grills ~~___~~	Refrigerators ~~___~~	Smokers ~~___~~	Hoods ~~___~~
Concession trailers ~~___~~	Warmers ~~___~~	LP Tanks ~~___~~	Other ~~___~~

Provide details of dispensing locations here and on Site Plan

ALCOHOL

State license is required to be submitted to the Town at least 30 days prior to the event

Are you planning on selling alcoholic beverages at the event? YES (NO)

If YES, has a liquor permit been obtained from the State of Florida? YES NO

Provide details of dispensing locations here and on Site Plan

Provide contact information for all license holders that will be serving alcohol:

VENDORS

A list of all vendors their company name is required for initial approval and final list is required 30 days prior to event and subject to approval (add here or on separate page, and vendor location on site Plan):

Name	Company	Vendor Type

ANIMALS

Any exhibition or similar undertaking in which animals are required to participate in performances for the amusement or entertainment of an audience is subject to Town Commission approval.

Are animals included in your event? YES NO
If yes, please give details:

FIREWORKS

(Fireworks require a separate permit approval process and application)

Are you requesting approval to discharge fireworks at the event? YES NO

SALE OF MERCHANDISE

Are you requesting approval to offer other items for sale at the event? YES NO

List items for sale:

RIDES

Rides or other amusement may require a State of Florida inspection

Copies of contracts with any provider of rides, mechanical devices and amusements shall be submitted to the Town at least 30-days prior to the event.

Are rides to be included in the Event? YES NO

If yes, please provide the number and description of each type:

Mechanical/Electrical:
Inflatable (bounce house etc.):
Manual (slides, trampolines):
Other:

NO BALLOONS RELEASED

When balloons are released over the ocean, they become a major source of pollution and significantly increase the mortality rate among sea turtles, birds and other marine life. Sea turtles and fish often mistake the balloons for jellyfish, eat them and die when their stomachs become blocked. Birds can become entangled in the balloon strings and drown. To help reduce the threats caused by balloons, I agree that there will be no release of balloons at this event and I have been informed that the release of balloons is illegal under Florida Statute 379.233. Balloons may be used for decorations at an event but they must either be deflated or taken home at the end of the event, NEVER released into the air. Failure to abide by this requirement will result in the cancellation of the current Event and denial of future special event permits.

I agree no balloons will be released B.S.

FIRE WATCH or EMS ONSITE

If required by the Fire Marshall, the applicant shall provide for a fire watch and/or an EMS Crew during the event. Large events or those using combustible materials may require qualified stand-by personnel and the appropriate equipment, the cost of which is the responsibility of the applicant.

First Aid facilities may be required by Town at Event's expense. Initial B.S.

INSURANCE

Insurance requirements differ depending on the type of event and if alcohol is served.

For events not serving alcohol and without fireworks, the Applicants shall provide a Certificate of Liability Insurance written in comprehensive form naming the Town as additional insured in the amount of $1,000,000 per occurrence and $2,000,000 general aggregate for bodily injury and $1,000,000 per occurrence and $2,000,000 general aggregate for property damage with thirty days written notice required for cancellation.

Certificate of Liability Insurance naming the Town as additional insured is required from all Event businesses, promoters, and other related event planners

An approved form of a Certificate of Liability Insurance may be required with your Application for approval by the Town Commission and/or shall be provided the Town at least 30 days prior to the Event date.

Talk to Town Staff representative if your Event proposes serving alcohol or having fireworks about insurance requirements, as both require additional insurance.

Do you and all parties involved have the required insurance coverage needed for this Event?
YES NO

EVENT CONDITIONS

Approval for this Event shall expire without future action of the Town if all documents such as but not limited to insurance certificates, health and liquor licenses, BSO police detail contract(s), Fire Marshall or Development Services approvals, MOT Plan, Solid Waste Plan, final Site Plan, any monies due to Town, and other material requirements are not submitted at least 30 days prior to the Event.

Copies of State and County licenses for all vendors and contractors shall be filed with the Town 30 days in advance of the Event. (Final list of vendors and their locations shall be submitted to the Town no later than two weeks prior to the even unless otherwise approved in advance by Town)

If the Event is approved by the Commission, they will establish the Event conditions that the application shall abide by during the Event. Standard Conditions shall include, but are not limited to the following:

1. Permission for this Event may be suspended or modified by the Commission, Town Manager or his designated Staff.
2. Turtle Clause: If any of the set-up will take place on the beach sand please avoid any marked sea turtle nests with a minimum buffer of 30 feet.
3. Setup of the Event will start at about _____and the area will be cleaned and open by ____
4. The Police Chief shall specify the number of BSO detail officers needed for traffic and crowd control. The Applicants shall contract with BSO Detail Office for the detail BSO deputies within ten (10) days of receiving Event approval.

5. The Police Chief shall approve the Applicant's Maintenance of Traffic Plan (MOT), if one is required.
6. The Applicants shall submit a solid waste and recycling plan for approval at least 30 days prior to the Event to the Municipal Services Director. The Applicant shall provide additional waste receptacles and recycling bins. During the event as needed and at the end of the event, the Applicant shall empty all of the waste receptacles and recycling bins and pick up litter within the event site and 100 feet of the site.
7. All signage will be approved and permitted with Development Services at least 30 days prior to the event
8. All related Fire Marshall and Building Official's related requirements have been approved
9. Provide proof of additional restroom facilities ordered at least 30 days prior to event
10. The event and its approved sound systems shall be operated so as not to violate the Town's Code, including and especially Section 13-6, Noise Limitation. All music shall end promptly at _____ pm.
11. The event site shall be organized in a safe manner to protect attendees. All electric cords and similar material shall be covered so as to not pose a hazard to the public or event staff, or will be battery operated.
12. Parking Requirements have been identified, fees paid and listed on site plan
13. The Applicant shall provide a written notice to all properties affected by this event by (date), (30 days in advance) for approval prior to distribution; and confirm in writing which properties have been notified.
14. Clean up Deposit may be imposed, based on the final Site Plan, and due two weeks prior to the event.
15. Clean up fee starting at $150 will be charged if area is not cleaned to Town standards.
16. Final Site Plan must be presented for approval at least 48 hours in advance of the event.
17. Streets and sidewalks will be free of any debris and cleaned at the end of tear down.
18. A Damage Deposit may be imposed, based on size of event and location.
19. There will be no release of balloons at this Event.
20. Any inspections or work required by Town Staff after normal working hours will incur additional costs set forth by the respective department.
21. Upon showing by the Applicant of a valid reason, or if required by the Town, the Town Manager may approve minor logistical changes that are consistent with the Commission's policy direction on special Events.
22. The Applicant shall meet the following minimum insurance requirements per Ordinance 2015-06, which may be modified by action of the Town Commission for a specific Event:
    a) Prior to issuance of the requested permit, proof of commercial general liability insurance, whether through a single policy, or a combination of policies, in the amount of $1,000,000 per occurrence and $2,000,000 in the aggregate for bodily injury and property damage.
    b) No required policy shall have a deductible or self-insurance retention greater than $15,000.
    c) All policies must be issued by companies authorized to do business in the State of Florida and rated A- or better per Best's Key Rating Guide, latest edition. The certification of insurance shall provide for the Town to receive 30 days' written notice prior to any cancellation, non-renewal or material change in the coverage provided, unless the insurance company refuses to provide such notice, as evidenced by affidavit of the policy holder or written documentation from the insurance company. In any Event, the Applicants shall be held responsible for providing the Town notice of any change in insurance coverage. The Town shall be named as an additional insured on all required insurance policies, and an endorsement reflecting this requirement shall be issued as part of any required policies. The Applicants shall provide an original certificate of insurance as evidence of continued coverage prior to any annual renewal of the permit. Failure

to comply with these requirements shall justify a denial, suspension or revocation of the requested approval by the Town Manager or designee.

d) In the Event that control of any applicable Event or activity, by contract or other arrangement, becomes the responsibility of a party other than the Applicant (the "sub-applicant"), the sub-applicant shall provide insurance and indemnification meeting the requirements of this Section under which the Applicant is applying, as if they were the Applicant and shall be held responsible for compliance with the Town Code as if the sub-applicant were the Applicant.

e) If applicable, at least thirty (30) days prior to the first Event, the Applicants shall provide a Certificate of Liquor Liability Insurance written in comprehensive form naming the Town as additional insured in the amount of $1,000,000 per occurrence and $2,000,000 general aggregate for bodily injury and $1,000,000 per occurrence and $2,000,000 general aggregate for property damage, which provides coverage for each Event authorized by this permit. The Certificate shall specify that the Town will be given at least thirty (30) days written notice of any cancellation.

23. In the Event that insurance certificates, licenses and other material requirements are not provided by the required dates, the approval for this Event shall expire unless the Town Manager finds there are extenuating circumstances that the Event sponsors have cured or can immediately cure without compromising the health, welfare and safety of the citizens of the Town of Lauderdale-By-The-Sea and those attending the Event, without increasing the administration costs of the Town.

24. Applicant shall owe no monies to the Town at the time of the Event. There shall be no past due fines, moneys, fees, taxes or other charges owed to the Town by the current or past property owners or operators requesting the special Event permit. A special Event permit will not be issued until all past due debts to the Town are paid in full.

25. The Town Manager may suspend permission for this Event due to failure of the Applicants to comply with the terms and conditions of the Town's permit, due to conflicting activities, for health or safety issues, or for the best interests of the Town.

26. The onsite Town representative may terminate an Event due to the Applicant not complying with the terms and conditions of the Town's Event permit, for health or safety issues, and for such as but not limited to, crowds that exceed the capacity of the Event site.

INDEMNIFICATION

Applicant shall indemnify, defend and hold harmless the Town, its officers, agents and employees, from and against any and all claims, suits, actions, damages, liabilities, expenditures or causes of action of any kind arising directly or indirectly from this Special Event and resulting or accruing from any intentional act or any negligent act, omission or error of Applicant which in turn results in or relates to injuries to body, life, limb or property sustained in, about or upon the Special Event Area, and arising from the use of the Town property.

Applicant shall defend, at its sole cost and expense, any legal action, claim or proceeding instituted by any person against the Town as a result of any claim, suit or cause of action accruing or in any way arising out of this Special Event Application for injuries to body, life, limb or property as set forth above.

Applicant shall save the Town harmless from and against all judgments, orders, decrees, attorneys' fees, costs, expenses and liabilities incurred in and about any claim, and the investigation or defense of them, which maybe entered, incurred or assessed as result of the foregoing.

PERMISSION OF THE PROPERTY OWNER

Applicant's and Property Owner's Certification

An event held on property that is not owned by the applicant requires the permission of the property owner, which is granted by having the property owner sign this special event application.

By signing this event application, the petitioner agrees to all terms, conditions, and indemnification in this application, and understands that this application or the approval of this event application by the Town Commission does not grant any permission to violate any laws, ordinances or statutes.

Additions and/or revisions to this application must be submitted in writing.

Applicant		***Property Owner***
I understand the Town's requirements to hold a special event and the information provided in this application is complete to the best of my knowledge.		*I give the applicant permission to use my/our property for the proposed special event and I understand the Town's requirements to hold a special event and the information given by the applicant is complete to the best of my knowledge.*
Applicant's Signature (required): _____ Date _____		Property owner's Signature (required): _____ Date: _____
Applicant's (Print information below) Name: Title: Organization: Telephone: Mobile: Email:		Property Owner's (Print information below) Name: Title: Organization: Telephone: Mobile: Email:
STATE OF FLORIDA: COUNTY OF BROWARD:		STATE OF FLORIDA: COUNTY OF BROWARD:
SWORN TO AND SUBSCRIBED BEFORE ME, a Notary Public of the State of Florida, by_____ who is personally known to me/provided _____ as identification and who did/did not take an oath.		SWORN TO AND SUBSCRIBED BEFORE ME, a Notary Public of the State of Florida, by_____ who is personally known to me/provided _____ as identification and who did/did not take an oath.
My Commission Expires: _____ _____ Notary Public, State of Florida		My Commission Expires: _____ _____ Notary Public, State of Florida

SITE PLAN DETAILS

Site Plans often do not include the details that are necessary to approve an application or to issue a permit and delays are caused by rejections of initial applications.

The following details are intended to be a guide to assist you in developing a Site Plan. A current survey of the property is most helpful. If a survey is not available, a drawing depicting the area of the Event should include these details, as necessary. More than a one page Site Plan may be included in your application if details of specific areas are important to your Event.

*A detailed map of the Event site identifying location of each of the following **MUST** be drawn here or attached to this application prior to submission. Dimensions are required to determine if available site will support all of the proposed activities.*

Cooking Areas need to be separated from public areas with fences or barricades

Canopy, tents or other covers: locations should include the size, type, & (shelter, vending, food, EMS)

Location:

The site of the event, with streets, parks and other landmarks identified
Routes for races, parades, etc.
Traffic routing and road closures
Ticket Kiosks
Access control points
Signage *(shall be approved by Development Services prior to Application submission to Town Commission)*
Signs (location, size, color and wording)*

Public Services:

Fire lanes (emergency access for fire equipment and EMS)
Restroom facilities (incl. Portable & Private)
Locate electrical equipment, permanent and temporary (temporary electrical installation (must be to code and approved by Town)
Trash and Recycling receptacle locations
Smoking and No Smoking areas
Pedestrian walkways
Garbage Cans
Recycling Bins

Hazard/ Precautions:

Hazards at the site (ditches, construction areas, obstructions to pedestrian traffic, bodies of water)
Fencing, barriers, barricades, walls, gates, etc.
Gasoline, propane, grills, fire, charcoal, generators, any other flammable fuel
Fuel Storage and dispensing areas
Fire Extinguishers Minimum size 4A/10BC one every 75 ft. of travel. If cooking, Class K or 1 40BC rated Fire Extinguisher for every cooking station or canopy (at discretion of Fire Marshall)
Generators (shall be approved by Fire Marshall in advance)

Event:

Canopies, tents, stages (types shall be specified) locations for sales, food service, etc. *Large tents will require Fire Marshall approval of illuminated exit signs and fire extinguishers)*
Vendor locations (booths or tables and approximate size, (Vendor's company names phone numbers and email addresses required on separate page at least 48 hours in advance of the Event)
Restrooms – Portable and Private
First Aid facilities
Trailers, storage, sleeping facilities, service boxes, displays, etc.
Alcohol serving/consuming areas
Rides and Amusements, Rides, demonstrations, performance areas and stages including Musicians and Artists

Parking:

Parking areas, location, parking spaces, and parking space numbers that will be blocked;
to load/unload before, during or after the event and the amount of time for each occurrence

Code or Security Enforcement (paid by Event)

EMS stand-by or Fire watch areas (include first aid stations)
Police: Off duty police officers (if known)

DETAILED SITE PLAN

See above for inclusion examples

*A detailed map of the event site identifying location of each of the following **MUST** be drawn here or attached to this application prior to submission. Dimensions are required to determine if available site will support all of the proposed activities.*

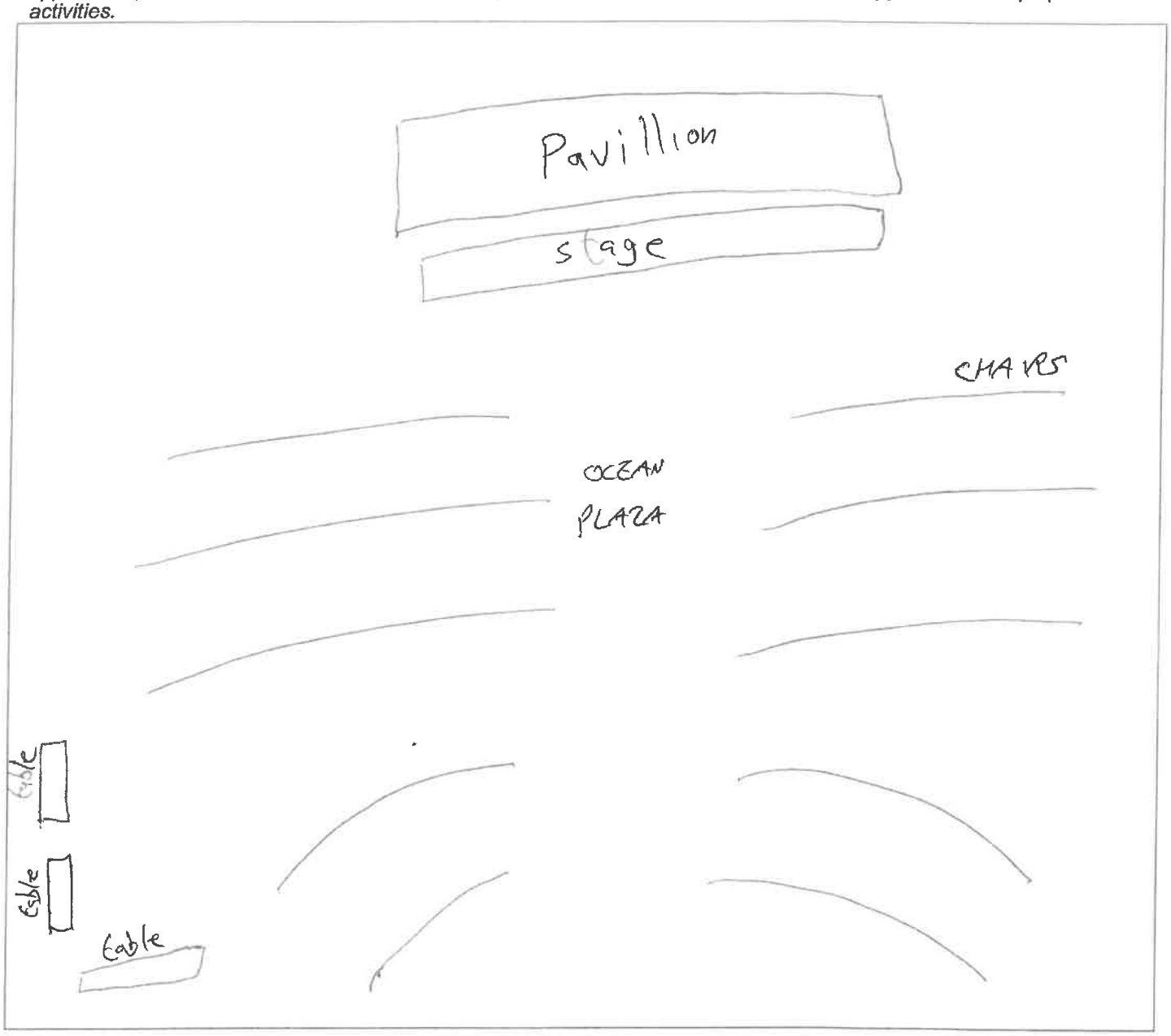

Applicant's Certification

By signing this event application, the petitioner agrees to all terms, conditions, and indemnification in this application, and understands that this application or the approval of this event application by the Town Commission does not grant any permission to violate any laws, ordinances or statutes.

Additions and/or revisions to this application shall be submitted in writing.

I understand the Town's requirements to hold a special event and the information provided in this application is complete to the best of my knowledge.

B. Singer
Applicant's Signature (required)

10-21-20
Date

BENZION SINGER / CHABAD- DIRECTOR
Applicant's Printed Name and Title/Organization

954 607 1104
Telephone Number

STATE OF FLORIDA:
COUNTY OF BROWARD:

SWORN TO AND SUBSCRIBED BEFORE ME, a Notary Public of the State of Florida, by Benzion Singer who is personally known to me/provided Florida Driver license as identification and who did/did not take an oath.

Notary Public, State of Florida
My Commission Expires: 11/27/2022

Rex M. Dendinger, III
State of Florida
My Commission Expires 11/27/2022
Commission No. GG 279675

0000028 08/25/16

FLORIDA

Consumer's Certificate of Exemption

Issued Pursuant to Chapter 212, Florida Statutes

DR-14
R. 10/15

Certificate Number	Effective Date	Expiration Date	Exemption Category
85-8015481650C-3	08/19/2016	08/31/2021	501(C)(3) ORGANIZATION

This certifies that

CHABAD LUBAVITCH LAUDERDALE
BY THE SEA INC
4747 N OCEAN DR STE 238
LAUDERDALE BY THE SEA FL 33308-2948

is exempt from the payment of Florida sales and use tax on real property rented, transient rental property rented, tangible personal property purchased or rented, or services purchased.

FLORIDA

Important Information for Exempt Organizations

DR-14
R. 10/15

1. You must provide all vendors and suppliers with an exemption certificate before making tax-exempt purchases. See Rule 12A-1.038, Florida Administrative Code (F.A.C.).

2. Your *Consumer's Certificate of Exemption* is to be used solely by your organization for your organization's customary nonprofit activities.

3. Purchases made by an individual on behalf of the organization are taxable, even if the individual will be reimbursed by the organization.

4. This exemption applies only to purchases your organization makes. The sale or lease to others of tangible personal property, sleeping accommodations, or other real property is taxable. Your organization must register, and collect and remit sales and use tax on such taxable transactions. Note: Churches are exempt from this requirement except when they are the lessor of real property (Rule 12A-1.070, F.A.C.).

5. It is a criminal offense to fraudulently present this certificate to evade the payment of sales tax. Under no circumstances should this certificate be used for the personal benefit of any individual. Violators will be liable for payment of the sales tax plus a penalty of 200% of the tax, and may be subject to conviction of a third-degree felony. Any violation will require the revocation of this certificate.

6. If you have questions regarding your exemption certificate, please contact the Exemption Unit of Account Management at 800-352-3671. From the available options, select "Registration of Taxes," then "Registration Information," and finally "Exemption Certificates and Nonprofit Entities." The mailing address is PO Box 6480, Tallahassee, FL 32314-6480.

Ever since the first public menorah on record in the US was lit at Independence Mall in 1974, the unifying initiative of public menorah lightings has become a sensation at prestigious, even unimaginable locations such as in the White House with the participation of the President and the First Lady, the Sydney Opera House, Moscow's Red Square, Berlin's Brandenburg Gate, Hong Kong Harbor, the Eiffel Tower in Paris, and Independence Mall in Philadelphia.
We light these menorahs in towns and cities as an overall celebration of values held by many peoples and communities. By publicly participating in the seasonal festival of lights, we actively reaffirm the celebration of our freedom, inspired by the historic Maccabees' victory of right over might, the miracle of light over darkness, and understanding and justice over intolerance and bigotry. These values are not exclusive to Judaism and our event is open to all.

Sponsorship of this event will demonstrate the Town's commitment to community, cultural diversity, as well as the values of justice and tolerance. As part of the Town's sponsorship, we will also be willing to print the Town's logo on all flyers, emails, websites, tee shirts, and other venues reaching an estimated 2-3 thousand persons. In addition, the event also benefits local businesses. In the past, our festival of lights event has been attended by the town's citizens of all backgrounds. While there, they visit local businesses. The event also brings in people from outside of Lauderdale by the Sea who support local businesses in the area during and after the event.

The total cost of the event including food, entertainment, music, rentals, raffle prizes, promotions and labor is approximately $10,000. We respectfully request the following from the Town as a sponsor:

1. Waive all Town fees and charges
2. Contribution of $2,000 to the cost of the event.

Agenda Item No: 8.a

Town Commission Agenda Item Report

Meeting Date: October 27, 2020
Submitted By: Lucila Lang
Submitting Department: Administration
Item Type: Report
Agenda Section: TOWN MANAGER REPORT

Subject Title:
July 2020 Finance Report (Lucila Lang, Finance Director)

Explanation: Presented is the FY20, July 2020 financial report which consists of the attached Revenue/Expenditure Report (Exhibit 1) and the Cash & Investment Report (Exhibit 2).

The following is a summary of the operating results through July 31, 2020.

Fund	Annual Budget	Budgeted Appropriations	Budgeted Rev Excl Appr	YTD Revenues		YTD Expenditures		Net Amount
				Amount	% of Budget	Amount	% of Budget	
General Fund	$ 13,345,354.00		$ 13,345,354.00	$ 14,344,657.17	**107%**	$ 10,393,296.51	**78%**	$ 3,951,360.66
Sewer Fund	1,130,896.00		$ 1,130,896.00	1,004,458.40	**89%**	872,114.15	**77%**	$ 132,344.25
Fire Fund	1,313,147.00	231,393.00	$ 1,081,754.00	1,101,097.20	**102%**	758,715.50	**58%**	$ 342,381.70
Capital Fund	2,303,130.00	2,000,000.00	$ 303,130.00	16,505.85	**5%**	478,242.30	**21%**	$ (461,736.45)
Parking Fund	2,177,562.00		$ 2,177,562.00	1,748,276.44	**80%**	1,495,932.96	**69%**	$ 252,343.48
Grand Total	$ 20,270,089.00	$ 2,231,393.00	$ 18,038,696.00	$ 18,214,995.06		$ 13,998,301.42		$ 4,216,693.64

Notable items this month are as follows:

General Fund Revenues:

- General Fund Revenues through the month of July were at 107.5% as the Town collected 101% of Ad Valorem Taxes and collected $1,650,000 in enforcement fines. Some utility and franchise taxes as well as intergovernmental revenues were lower than anticipated.

General Fund Expenditures:

- General Fund Expenditures are in line with the 10 months of the FY at 72.8%.

Sewer Fund-103:

- In July, Sewer Fund Revenues exceeded Sewer Fund Expenditures and are in line with budgeted amounts at 88.8% for these 10 months of the fiscal year.
- Sewer Fund Expenditures are slightly higher than the last year at this time due to unexpected sewer line maintenance.

Fire Fund-115:

- Fire Assessment Revenues are in line with budget with a collection rate of 101.5% as of July, 2020.
- Fire Fund Expenditures are in line at 59.2% of budget.

Capital Fund-300:

- Capital Project Fund has had limited expenses at 20.3%.
    - For the month of July, the following were the projects expenses:
        - Town Hall Complex: $47,357.50
        - Dredging Study: $1,061.43
        - East Terra Mar Drive: $892.50
        - Palm Club Sewer: $360.00
        - Friedt Park: $99,345.63
        - Greenway-El Mar Drive: $77,848.14

Parking Fund-310:

- Parking expenditures are within budget at 66.8%

Recommendation:

Review

Attachments:

1. Revenue Expenditure Report
2. Cash & Investment Report

Town of Lauderdale by the Sea

For the Period: 10/1/2019 to 7/31/2020	Original Bud.	Amended Bud.	YTD Actual	CURR MTH	Encumb. YTD	UnencBal	% Bud
Fund: 001 - General Fund							
Revenues							
Dept: 301.000 Ad Valorem Property Taxes							
311.100 Ad Valorem Property Taxes	8,710,268.00	8,710,268.00	8,799,643.87	197,928.98	0.00	-89,375.87	101.0
Ad Valorem Property Taxes	8,710,268.00	8,710,268.00	8,799,643.87	197,928.98	0.00	-89,375.87	101.0
Dept: 301.100 Utility Taxes							
311.101 FPL Utility Tax	830,000.00	830,000.00	633,309.89	73,514.12	0.00	196,690.11	76.3
311.440 Gas Utility Tax	16,500.00	16,500.00	9,856.20	774.70	0.00	6,643.80	59.7
314.300 Water Utility Tax	167,000.00	167,000.00	125,742.85	12,371.52	0.00	41,257.15	75.3
Utility Taxes	1,013,500.00	1,013,500.00	768,908.94	86,660.34	0.00	244,591.06	75.9
Dept: 301.600 Franchise Taxes							
313.100 Fl Power & Light Franchise	600,000.00	600,000.00	421,578.45	35,928.63	0.00	178,421.55	70.3
313.300 Waste Franchise Collection	93,000.00	93,000.00	111,289.96	9,966.09	0.00	-18,289.96	119.7
313.301 Waste Franchise Adm-Fee	10,000.00	10,000.00	2,356.92	0.00	0.00	7,643.08	23.6
313.400 Gas Franchise	15,000.00	15,000.00	9,715.43	711.37	0.00	5,284.57	64.8
313.600 Towing Franchise Fees	600.00	600.00	510.00	0.00	0.00	90.00	85.0
Franchise Taxes	718,600.00	718,600.00	545,450.76	46,606.09	0.00	173,149.24	75.9
Dept: 302.000 Licenses & Permits							
321.100 Business License Taxes	80,000.00	80,000.00	79,198.77	2,140.88	0.00	801.23	99.0
321.110 Sidewalk Cafe ROW	50,000.00	50,000.00	45,777.40	0.00	0.00	4,222.60	91.6
322.100 Building Permits	681,500.00	681,500.00	616,395.75	89,007.63	0.00	65,104.25	90.4
322.105 Fire Plan Review Fees	21,000.00	21,000.00	15,146.30	1,607.30	0.00	5,853.70	72.1
322.150 Miscellaneous Permits	2,497.00	2,497.00	0.00	0.00	0.00	2,497.00	0.0
322.400 Sign Permits	4,000.00	4,000.00	1,110.00	0.00	0.00	2,890.00	27.8
Licenses & Permits	838,997.00	838,997.00	757,628.22	92,755.81	0.00	81,368.78	90.3
Dept: 303.000 Intergovernmental Revenues							
311.120 Municipal Revenue Sharing	155,600.00	155,600.00	115,510.84	11,170.33	0.00	40,089.16	74.2
311.150 Alcoholic Beverage License	15,500.00	15,500.00	9,671.68	0.00	0.00	5,828.32	62.4
311.180 Sales Tax	394,000.00	394,000.00	288,289.17	26,415.48	0.00	105,710.83	73.2
312.405 Local Op Gas Tax 1 - 6 cent	65,651.00	65,651.00	44,283.83	4,216.31	0.00	21,367.17	67.5
312.410 Local Op Gas Tax 1 - 5 cent	46,630.00	46,630.00	31,068.12	2,966.99	0.00	15,561.88	66.6
315.100 Communication Service Tax	320,000.00	320,000.00	245,406.51	25,131.18	0.00	74,593.49	76.7
334.904 Hurricane-Storm/FEMA	0.00	0.00	131,977.85	0.00	0.00	-131,977.85	0.0
334.910 BCC-Senior Center Grant	18,507.00	18,507.00	18,506.96	0.00	0.00	0.04	100.0
334.914 BCC-Transporation Grant	51,704.00	51,704.00	80,132.34	40,091.04	0.00	-28,428.34	155.0
334.915 FDOT-Reimbursable Grant	18,064.00	18,064.00	18,064.32	18,064.32	0.00	-0.32	100.0
Intergovernmental Revenues	1,085,656.00	1,085,656.00	982,911.62	128,055.65	0.00	102,744.38	90.5
Dept: 304.000 Charges for Services							
343.902 Site Plan Application Fees	2,000.00	2,000.00	0.00	0.00	0.00	2,000.00	0.0
347.500 Tennis - Shuffle Key	9,200.00	9,200.00	9,663.75	114.63	0.00	-463.75	105.0
Charges for Services	11,200.00	11,200.00	9,663.75	114.63	0.00	1,536.25	86.3
Dept: 305.000 Fines & Forfeitures							
354.150 Fines,TrafficViolation,Citatio	31,452.00	31,452.00	23,896.58	1,781.98	0.00	7,555.42	76.0
354.160 Code Enforcement Fines	50,000.00	50,000.00	1,677,930.00	1,650,000.00	0.00	-1,627,930.00	3355.9
359.100 Other Fines & Alarms	2,000.00	2,000.00	125.00	0.00	0.00	1,875.00	6.3
Fines & Forfeitures	83,452.00	83,452.00	1,701,951.58	1,651,781.98	0.00	-1,618,499.58	2,039.4
Dept: 306.000 Miscellaneous Revenues							
361.100 Interest Earnings	26,000.00	26,000.00	91,495.89	615.58	0.00	-65,495.89	351.9
362.000 Rent/Lease Royalties	67,620.00	67,620.00	62,296.25	6,321.69	0.00	5,323.75	92.1
365.400 Recycling Revenue	3,041.00	3,041.00	0.00	0.00	0.00	3,041.00	0.0
366.100 Donations	5,000.00	5,000.00	1,840.00	0.00	0.00	3,160.00	36.8
369.100 Miscellaneous Revenues	36,308.00	36,308.00	40,554.22	4,790.20	0.00	-4,246.22	111.7
369.200 Miscellaneous Applications	18,975.00	18,975.00	9,573.30	350.00	0.00	9,401.70	50.5
369.201 Miscellaneous MerchandiseSales	689.00	689.00	421.24	0.00	0.00	267.76	61.1
369.250 Recreational Activities Fee	1,250.00	1,250.00	1,429.98	0.00	0.00	-179.98	114.4
369.500 Miscellaneous Lobbyist	600.00	600.00	950.00	50.00	0.00	-350.00	158.3

For the Period: 10/1/2019 to 7/31/2020	Original Bud.	Amended Bud.	YTD Actual	CURR MTH	Encumb. YTD	UnencBal	% Bud
Fund: 001 - General Fund							
Revenues							
Dept: 306.000 Miscellaneous Revenues							
369.901 Insurance Reimbursement	3,281.00	3,281.00	29,249.80	29,249.80	0.00	-25,968.80	891.5
Miscellaneous Revenues	162,764.00	162,764.00	237,810.68	41,377.27	0.00	-75,046.68	146.1
Dept: 581.100 Interfund Transfers							
380.115 Transfer from Fire - OH Costs	22,000.00	22,000.00	16,500.00	0.00	0.00	5,500.00	75.0
381.106 Transfer from Parking Fund	698,917.00	698,917.00	524,187.75	0.00	0.00	174,729.25	75.0
Interfund Transfers	720,917.00	720,917.00	540,687.75	0.00	0.00	180,229.25	75.0
Revenues	13,345,354.00	13,345,354.00	14,344,657.17	2,245,280.75	0.00	-999,303.17	107.5
Expenditures							
Dept: 511.000 Commission							
500.110 Commission Salaries	71,826.00	71,826.00	53,629.04	7,518.09	0.00	18,196.96	74.7
500.210 Employer FICA Taxes	5,300.00	5,300.00	3,790.06	500.39	0.00	1,509.94	71.5
500.220 Retirement	33,400.00	33,400.00	23,245.28	0.00	0.00	10,154.72	69.6
500.230 Group Insurance	57,084.00	57,084.00	46,328.48	3,810.28	0.00	10,755.52	81.2
500.345 Contractual Services	3,500.00	3,500.00	2,981.30	318.75	0.00	518.70	85.2
500.510 Office Supplies	650.00	650.00	17.67	0.00	0.00	632.33	2.7
500.512 Elections	2,300.00	2,300.00	2,858.48	0.00	0.00	-558.48	124.3
500.540 Dues & Subscriptions	1,912.00	1,912.00	955.60	605.60	0.00	956.40	50.0
500.545 Training	4,500.00	4,500.00	0.00	0.00	0.00	4,500.00	0.0
500.550 Operating Expenses	9,500.00	9,500.00	7,728.75	0.00	0.00	1,771.25	81.4
Commission	189,972.00	189,972.00	141,534.66	12,753.11	0.00	48,437.34	74.5
Dept: 511.100 Donation-Non Profits							
500.820 Donations-Aids to Private Org	42,753.00	42,753.00	42,753.00	0.00	0.00	0.00	100.0
Donation-Non Profits	42,753.00	42,753.00	42,753.00	0.00	0.00	0.00	100.0
Dept: 511.200 Visitor Center							
500.120 Regular Salaries	12,782.00	12,782.00	12,360.83	1,475.40	0.00	421.17	96.7
500.140 Overtime Salaries	1,500.00	1,500.00	1,066.79	0.00	0.00	433.21	71.1
500.210 Employer FICA Taxes	1,044.00	1,044.00	945.61	112.87	0.00	98.39	90.6
500.220 Retirement	1,128.00	1,128.00	1,349.80	161.11	0.00	-221.80	119.7
500.230 Group Insurance	3,454.00	3,454.00	2,490.27	195.22	0.00	963.73	72.1
500.340 Sewer/Wastewater	2,700.00	2,700.00	1,798.67	205.37	0.00	901.33	66.6
500.345 Contractual Services	29,900.00	29,900.00	26,900.00	0.00	0.00	3,000.00	90.0
500.430 Electric Service	1,600.00	1,600.00	847.17	109.16	0.00	752.83	52.9
500.431 Water Service	2,800.00	2,800.00	1,824.26	190.98	0.00	975.74	65.2
500.520 Bldg. Maintenance	3,000.00	3,000.00	3,525.00	0.00	0.00	-525.00	117.5
500.640 Capital Outlay - Equipt & Mach	6,000.00	6,000.00	819.17	819.17	0.00	5,180.83	13.7
Visitor Center	65,908.00	65,908.00	53,927.57	3,269.28	0.00	11,980.43	81.8
Dept: 513.000 Administration							
500.120 Regular Salaries	645,616.00	645,616.00	542,945.65	75,470.37	0.00	102,670.35	84.1
500.140 Overtime Salaries	2,500.00	2,500.00	1,364.78	0.00	0.00	1,135.22	54.6
500.210 Employer FICA Taxes	49,500.00	49,500.00	41,150.53	5,739.41	0.00	8,349.47	83.1
500.220 Retirement	106,164.00	106,164.00	60,620.62	-2,548.76	0.00	45,543.38	57.1
500.230 Group Insurance	129,722.00	129,722.00	103,754.06	8,658.94	0.00	25,967.94	80.0
500.315 Professional Services	50,000.00	50,000.00	25,925.00	4,935.00	0.00	24,075.00	51.9
500.320 Audit Expense	31,500.00	31,500.00	33,500.00	0.00	0.00	-2,000.00	106.3
500.344 HR Expenses	30,000.00	30,000.00	455.71	0.00	0.00	29,544.29	1.5
500.345 Contractual Services	20,000.00	20,000.00	17,288.14	1,826.29	0.00	2,711.86	86.4
500.463 Service Maintenance Contracts	40,000.00	40,000.00	21,058.92	0.00	1,800.00	17,141.08	57.1
500.506 Printing & Binding	5,000.00	5,000.00	9,413.00	3,173.00	0.00	-4,413.00	188.3
500.508 Postage	4,500.00	4,500.00	2,796.42	888.20	0.00	1,703.58	62.1
500.510 Office Supplies	7,500.00	7,500.00	4,602.01	24.07	0.00	2,897.99	61.4
500.540 Dues & Subscriptions	8,000.00	8,000.00	3,957.17	0.00	0.00	4,042.83	49.5
500.545 Training	8,000.00	8,000.00	2,701.28	0.00	0.00	5,298.72	33.8
500.550 Operating Expenses	10,000.00	10,000.00	14,382.03	1,531.64	9,612.32	-13,994.35	239.9

For the Period: 10/1/2019 to 7/31/2020	Original Bud.	Amended Bud.	YTD Actual	CURR MTH	Encumb. YTD	UnencBal	% Bud
Fund: 001 - General Fund							
Expenditures							
Administration	1,148,002.00	1,148,002.00	885,915.32	99,698.16	11,412.32	250,674.36	78.2
Dept: 514.000 Town Attorney							
500.310 Legal Expense	255,000.00	255,000.00	311,527.73	59,611.40	0.00	-56,527.73	122.2
500.314 Litigation	100,000.00	100,000.00	4,617.74	0.00	0.00	95,382.26	4.6
500.315 Professional Services	255,000.00	255,000.00	0.00	0.00	0.00	255,000.00	0.0
500.319 Ethics Research, Training & Op	8,000.00	8,000.00	3,593.40	0.00	0.00	4,406.60	44.9
Town Attorney	618,000.00	618,000.00	319,738.87	59,611.40	0.00	298,261.13	51.7
Dept: 519.000 General							
500.120 Regular Salaries	80,000.00	80,000.00	62,769.37	9,230.79	0.00	17,230.63	78.5
500.210 Employer FICA Taxes	6,200.00	6,200.00	4,825.63	709.65	0.00	1,374.37	77.8
500.220 Retirement	6,800.00	6,800.00	4,951.69	0.00	0.00	1,848.31	72.8
500.230 Group Insurance	14,372.00	14,372.00	10,509.81	812.63	0.00	3,862.19	73.1
500.311 Advertisements	8,000.00	8,000.00	3,201.35	516.30	0.00	4,798.65	40.0
500.313 Legal Exp- Other Issues	5,000.00	5,000.00	0.00	0.00	0.00	5,000.00	0.0
500.315 Professional Services	75,000.00	75,000.00	25,097.50	2,500.00	0.00	49,902.50	33.5
500.345 Contractual Services	5,000.00	5,000.00	1,359.98	0.00	0.00	3,640.02	27.2
500.349 Community Bus	173,488.00	173,488.00	104,440.90	5,316.72	0.00	69,047.10	60.2
500.451 Auto, Property & Liability Ins	125,000.00	125,000.00	106,083.00	0.00	0.00	18,917.00	84.9
500.452 Workers Compensation Insur	45,020.00	45,020.00	46,106.00	8,600.00	0.00	-1,086.00	102.4
500.497 Contingency	46,253.00	46,253.00	0.00	0.00	0.00	46,253.00	0.0
500.506 Printing & Binding	10,950.00	10,950.00	324.72	0.00	0.00	10,625.28	3.0
500.508 Postage	3,000.00	3,000.00	0.00	0.00	0.00	3,000.00	0.0
500.511 Computer Expense	130,000.00	130,000.00	150,010.20	10,691.77	0.00	-20,010.20	115.4
500.525 Uniform Expense	500.00	500.00	0.00	0.00	0.00	500.00	0.0
500.540 Dues & Subscriptions	500.00	500.00	0.00	0.00	0.00	500.00	0.0
500.545 Training	2,600.00	2,600.00	383.00	0.00	0.00	2,217.00	14.7
500.550 Operating Expenses	37,575.00	37,575.00	21,415.73	650.00	0.00	16,159.27	57.0
500.552 Recycling and Solid Waste Exp	60,000.00	60,000.00	37,477.97	800.00	0.00	22,522.03	62.5
500.640 Capital Outlay - Equipt & Mach	13,700.00	13,700.00	24,291.79	14,815.41	0.00	-10,591.79	177.3
General	848,958.00	848,958.00	603,248.64	54,643.27	0.00	245,709.36	71.1
Dept: 519.100 Business Dev & Marketing							
500.311 Advertisements	77,185.00	77,185.00	15,259.44	98.83	0.00	61,925.56	19.8
500.315 Professional Services	65,500.00	65,500.00	40,844.70	7,237.30	0.00	24,655.30	62.4
500.345 Contractual Services	32,650.00	32,650.00	7,847.97	1,179.15	0.00	24,802.03	24.0
500.495 Special Events	36,400.00	36,400.00	892.50	0.00	0.00	35,507.50	2.5
500.506 Printing & Binding	41,442.00	41,442.00	20,018.69	11,327.00	0.00	21,423.31	48.3
500.540 Dues & Subscriptions	1,735.00	1,735.00	425.00	0.00	0.00	1,310.00	24.5
500.550 Operating Expenses	1,500.00	1,500.00	116.61	0.00	0.00	1,383.39	7.8
Business Dev & Marketing	256,412.00	256,412.00	85,404.91	19,842.28	0.00	171,007.09	33.3
Dept: 521.000 Police Department							
500.345 Contractual Services	4,811,226.00	4,811,226.00	3,967,941.72	400,935.50	0.00	843,284.28	82.5
500.352 Contract Services	5,000.00	5,000.00	4,996.19	0.00	0.00	3.81	99.9
500.520 Bldg. Maintenance	1,500.00	1,500.00	28.56	0.00	0.00	1,471.44	1.9
500.550 Operating Expenses	5,808.00	5,808.00	297.00	0.00	0.00	5,511.00	5.1
500.640 Capital Outlay - Equipt & Mach	30,000.00	30,000.00	400.00	0.00	0.00	29,600.00	1.3
Police Department	4,853,534.00	4,853,534.00	3,973,663.47	400,935.50	0.00	879,870.53	81.9
Dept: 523.000 Emergency Medical Services							
500.345 Contractual Services	823,545.00	823,545.00	686,287.20	68,628.72	0.00	137,257.80	83.3
Emergency Medical Services	823,545.00	823,545.00	686,287.20	68,628.72	0.00	137,257.80	83.3
Dept: 524.000 Development Services							
500.120 Regular Salaries	290,191.00	290,191.00	233,600.63	33,470.48	0.00	56,590.37	80.5
500.140 Overtime Salaries	4,000.00	4,000.00	1,961.09	124.29	0.00	2,038.91	49.0
500.210 Employer FICA Taxes	22,300.00	22,300.00	17,821.78	2,541.39	0.00	4,478.22	79.9
500.220 Retirement	45,900.00	45,900.00	41,755.62	986.40	0.00	4,144.38	91.0
500.230 Group Insurance	65,378.00	65,378.00	43,904.13	3,508.29	0.00	21,473.87	67.2

For the Period: 10/1/2019 to 7/31/2020	Original Bud.	Amended Bud.	YTD Actual	CURR MTH	Encumb. YTD	UnencBal	% Bud
Fund: 001 - General Fund							
Expenditures							
Dept: 524.000 Development Services							
500.315 Professional Services	104,500.00	104,500.00	60,621.65	0.00	15,000.00	28,878.35	72.4
500.345 Contractual Services	331,600.00	331,600.00	190,660.09	22,612.85	0.00	140,939.91	57.5
500.402 Building Permit Services	520,000.00	520,000.00	352,228.35	33,522.09	0.00	167,771.65	67.7
500.461 Vehicle Maintenance	250.00	250.00	0.00	0.00	0.00	250.00	0.0
500.462 Fuel	1,000.00	1,000.00	185.61	0.00	0.00	814.39	18.6
500.463 Service Maintenance Contracts	2,220.00	2,220.00	3,565.20	0.00	0.00	-1,345.20	160.6
500.506 Printing & Binding	800.00	800.00	-57.00	-4.47	0.00	857.00	-7.1
500.508 Postage	6,000.00	6,000.00	2,052.96	519.03	0.00	3,947.04	34.2
500.510 Office Supplies	3,500.00	3,500.00	1,215.38	0.00	0.00	2,284.62	34.7
500.525 Uniform Expense	600.00	600.00	142.61	0.00	0.00	457.39	23.8
500.540 Dues & Subscriptions	2,000.00	2,000.00	2,963.02	2,449.62	0.00	-963.02	148.2
500.545 Training	6,000.00	6,000.00	3,968.16	1,100.00	0.00	2,031.84	66.1
500.550 Operating Expenses	9,350.00	9,350.00	7,113.85	659.49	0.00	2,236.15	76.1
500.630 Cap Outlay Imp other than bldg	20,000.00	20,000.00	0.00	0.00	0.00	20,000.00	0.0
Development Services	1,435,589.00	1,435,589.00	963,703.13	101,489.46	15,000.00	456,885.87	68.2
Dept: 541.100 Mun Srvcs - Public Works Div							
500.120 Regular Salaries	845,096.00	845,096.00	700,836.91	97,870.52	0.00	144,259.09	82.9
500.140 Overtime Salaries	35,000.00	35,000.00	33,761.35	1,888.81	0.00	1,238.65	96.5
500.210 Employer FICA Taxes	64,700.00	64,700.00	55,287.72	7,491.77	0.00	9,412.28	85.5
500.220 Retirement	86,521.00	86,521.00	79,739.82	-349.03	0.00	6,781.18	92.2
500.230 Group Insurance	238,858.00	238,858.00	175,584.99	13,945.67	0.00	63,273.01	73.5
500.315 Professional Services	25,000.00	25,000.00	43,176.01	2,634.25	0.00	-18,176.01	172.7
500.340 Sewer/Wastewater	12,500.00	12,500.00	14,122.19	1,032.93	0.00	-1,622.19	113.0
500.345 Contractual Services	134,271.00	134,271.00	126,371.10	6,987.60	0.00	7,899.90	94.1
500.410 Communications	40,440.00	40,440.00	45,642.83	4,147.89	0.00	-5,202.83	112.9
500.430 Electric Service	42,000.00	42,000.00	27,156.99	3,750.36	0.00	14,843.01	64.7
500.431 Water Service	120,000.00	120,000.00	102,560.99	12,495.51	0.00	17,439.01	85.5
500.433 Electic Service-Streets	60,000.00	60,000.00	49,613.36	12,432.77	0.00	10,386.64	82.7
500.445 Equip Rent/Lease	16,500.00	16,500.00	52,543.46	100.00	0.00	-36,043.46	318.4
500.460 Equipment Maintenance	23,000.00	23,000.00	16,564.11	1,413.32	0.00	6,435.89	72.0
500.461 Vehicle Maintenance	13,000.00	13,000.00	10,952.38	1,573.21	0.00	2,047.62	84.2
500.462 Fuel	18,000.00	18,000.00	16,376.99	386.41	0.00	1,623.01	91.0
500.463 Service Maintenance Contracts	12,776.00	12,776.00	12,981.52	2,862.86	0.00	-205.52	101.6
500.470 Radio Maintenance	2,400.00	2,400.00	0.00	0.00	0.00	2,400.00	0.0
500.498 Storm Drain Rehab/Maint	50,000.00	50,000.00	28,256.50	15,476.58	0.00	21,743.50	56.5
500.508 Postage	300.00	300.00	245.31	0.00	0.00	54.69	81.8
500.510 Office Supplies	2,000.00	2,000.00	650.74	0.00	0.00	1,349.26	32.5
500.520 Bldg. Maintenance	60,000.00	60,000.00	55,390.83	5,572.26	0.00	4,609.17	92.3
500.525 Uniform Expense	8,000.00	8,000.00	10,822.42	1,205.84	0.00	-2,822.42	135.3
500.529 Street Light Maintenance	17,538.00	17,538.00	10,365.07	0.00	0.00	7,172.93	59.1
500.530 Street Maint Repair Supply	137,000.00	137,000.00	96,540.18	4,320.00	0.00	40,459.82	70.5
500.531 Grounds Maint/Landscaping	32,500.00	32,500.00	28,187.02	842.87	0.00	4,312.98	86.7
500.532 Signs	10,000.00	10,000.00	5,846.46	180.00	0.00	4,153.54	58.5
500.534 Sidewalk Maint Repair	22,000.00	22,000.00	17,777.00	0.00	0.00	4,223.00	80.8
500.535 Flags	1,200.00	1,200.00	1,548.50	0.00	0.00	-348.50	129.0
500.540 Dues & Subscriptions	1,000.00	1,000.00	2,665.00	500.00	0.00	-1,665.00	266.5
500.545 Training	5,300.00	5,300.00	1,094.33	0.00	0.00	4,205.67	20.6
500.547 Hurricane Expenditure	25,000.00	25,000.00	287.50	0.00	0.00	24,712.50	1.2
500.550 Operating Expenses	55,000.00	55,000.00	59,098.45	4,915.11	0.00	-4,098.45	107.5
500.624 Capital Outlay-Bldg. Improvemt	75,000.00	75,000.00	20,067.91	1,799.85	0.00	54,932.09	26.8
500.640 Capital Outlay - Equipt & Mach	26,500.00	26,500.00	4,306.13	0.00	0.00	22,193.87	16.2
500.644 Capital Outlay-Vehicles	289,500.00	289,500.00	220,985.01	0.00	0.00	68,514.99	76.3
Mun Srvcs - Public Works Div	2,607,900.00	2,607,900.00	2,127,407.08	205,477.36	0.00	480,492.92	81.6
Dept: 541.200 Mun Srvcs - Comm Stnds Div							
500.140 Overtime Salaries	35,000.00	35,000.00	0.00	0.00	0.00	35,000.00	0.0
500.315 Professional Services	25,000.00	25,000.00	0.00	0.00	0.00	25,000.00	0.0
500.345 Contractual Services	134,271.00	134,271.00	0.00	0.00	0.00	134,271.00	0.0
500.410 Communications	14,400.00	14,400.00	0.00	0.00	0.00	14,400.00	0.0

For the Period: 10/1/2019 to 7/31/2020	Original Bud.	Amended Bud.	YTD Actual	CURR MTH	Encumb. YTD	UnencBal	% Bud
Fund: 001 - General Fund							
Expenditures							
Mun Srvcs - Comm Stnds Div	208,671.00	208,671.00	0.00	0.00	0.00	208,671.00	0.0
Dept: 572.000 Recreation							
500.311 Advertisements	3,150.00	3,150.00	1,170.60	0.00	0.00	1,979.40	37.2
500.342 Senior Rec. Ctr. Contract	79,631.00	79,631.00	66,273.20	6,177.58	0.00	13,357.80	83.2
500.343 Beach Maintenance Contract	264,000.00	264,000.00	196,177.00	20,500.00	0.00	67,823.00	74.3
500.345 Contractual Services	26,500.00	26,500.00	24,500.00	0.00	0.00	2,000.00	92.5
500.347 Programs	20,000.00	20,000.00	5,034.60	850.00	0.00	14,965.40	25.2
500.430 Electric Service	800.00	800.00	398.62	39.75	0.00	401.38	49.8
500.460 Equipment Maintenance	8,000.00	8,000.00	8,928.03	1,401.30	0.00	-928.03	111.6
500.469 Buoy Maintenance	9,000.00	9,000.00	2,350.80	0.00	0.00	6,649.20	26.1
500.495 Special Events	114,100.00	114,100.00	86,141.84	18,409.50	0.00	27,958.16	75.5
500.510 Office Supplies	600.00	600.00	621.44	0.00	0.00	-21.44	103.6
500.520 Bldg. Maintenance	44,500.00	44,500.00	12,433.09	0.00	0.00	32,066.91	27.9
500.536 Sea Oats	12,000.00	12,000.00	8,269.89	0.00	0.00	3,730.11	68.9
500.550 Operating Expenses	82,000.00	82,000.00	57,981.25	359.01	0.00	24,018.75	70.7
500.640 Capital Outlay - Equipt & Mach	32,500.00	32,500.00	29,682.30	0.00	0.00	2,817.70	91.3
Recreation	696,781.00	696,781.00	499,962.66	47,737.14	0.00	196,818.34	71.8
Dept: 581.100 Interfund Transfers							
500.915 Transfer to Parking Fund	500,000.00	500,000.00	0.00	0.00	0.00	500,000.00	0.0
500.997 To Fire Fund - Ocean Patrol	13,000.00	13,000.00	9,750.00	0.00	0.00	3,250.00	75.0
Interfund Transfers	513,000.00	513,000.00	9,750.00	0.00	0.00	503,250.00	1.9
Expenditures	14,309,025.00	14,309,025.00	10,393,296.51	1,074,085.68	26,412.32	3,889,316.17	72.8
Net Effect for General Fund	-963,671.00	-963,671.00	3,951,360.66	1,171,195.07	26,412.32	-4,888,619.34	-407.3
Change in Fund Balance:			3,951,360.66				

Town of Lauderdale by the Sea

For the Period: 10/1/2019 to 7/31/2020	Original Bud.	Amended Bud.	YTD Actual	CURR MTH	Encumb. YTD	UnencBal	% Bud
Fund: 101 - Special Revenue-Police Conf							
Revenues							
Dept: 306.000 Miscellaneous Revenues							
369.100 Miscellaneous Revenues	0.00	0.00	156.56	0.00	0.00	-156.56	0.0
Miscellaneous Revenues	0.00	0.00	156.56	0.00	0.00	-156.56	0.0
Revenues	0.00	0.00	156.56	0.00	0.00	-156.56	0.0
Net Effect for Special Revenue-Police Conf	0.00	0.00	156.56	0.00	0.00	-156.56	0.0
Change in Fund Balance:			156.56				

Town of Lauderdale by the Sea

For the Period: 10/1/2019 to 7/31/2020	Original Bud.	Amended Bud.	YTD Actual	CURR MTH	Encumb. YTD	UnencBal	% Bud
Fund: 103 - Sewer Fund							
Revenues							
Dept: 304.000 Charges for Services							
343.500 Sewer Fees	1,128,896.00	1,128,896.00	999,040.80	104,726.44	0.00	129,855.20	88.5
Charges for Services	1,128,896.00	1,128,896.00	999,040.80	104,726.44	0.00	129,855.20	88.5
Dept: 306.000 Miscellaneous Revenues							
361.100 Interest Earnings	2,000.00	2,000.00	5,417.60	44.41	0.00	-3,417.60	270.9
Miscellaneous Revenues	2,000.00	2,000.00	5,417.60	44.41	0.00	-3,417.60	270.9
Revenues	1,130,896.00	1,130,896.00	1,004,458.40	104,770.85	0.00	126,437.60	88.8
Expenditures							
Dept: 535.000 Sanitary Sewers							
500.120 Regular Salaries	76,200.00	76,200.00	64,253.30	8,922.29	0.00	11,946.70	84.3
500.140 Overtime Salaries	5,000.00	5,000.00	2,199.33	303.44	0.00	2,800.67	44.0
500.210 Employer FICA Taxes	5,900.00	5,900.00	4,914.50	703.45	0.00	985.50	83.3
500.220 Retirement	13,500.00	13,500.00	10,118.40	1,479.08	0.00	3,381.60	75.0
500.230 Group Insurance	9,307.00	9,307.00	6,655.95	468.10	0.00	2,651.05	71.5
500.315 Professional Services	30,000.00	30,000.00	0.00	0.00	0.00	30,000.00	0.0
500.340 Sewer/Wastewater	672,500.00	672,500.00	650,421.75	71,159.70	0.00	22,078.25	96.7
500.345 Contractual Services	17,689.00	17,689.00	14,390.10	1,439.01	0.00	3,298.90	81.4
500.430 Electric Service	16,210.00	16,210.00	12,922.93	1,661.29	0.00	3,287.07	79.7
500.431 Water Service	360.00	360.00	135.80	40.02	0.00	224.20	37.7
500.459 Sewer Line Maintenance	12,500.00	12,500.00	80,155.93	0.00	0.00	-67,655.93	641.2
500.465 Pump Station Maintenance	3,000.00	3,000.00	0.00	0.00	0.00	3,000.00	0.0
500.497 Contingency	100,000.00	100,000.00	0.00	0.00	0.00	100,000.00	0.0
500.550 Operating Expenses	1,750.00	1,750.00	1,002.16	0.00	0.00	747.84	57.3
500.630 Cap Outlay Imp other than bldg	150,180.00	150,180.00	24,944.00	24,944.00	0.00	125,236.00	16.6
500.640 Capital Outlay - Equipt & Mach	16,800.00	16,800.00	0.00	0.00	0.00	16,800.00	0.0
Sanitary Sewers	1,130,896.00	1,130,896.00	872,114.15	111,120.38	0.00	258,781.85	77.1
Expenditures	1,130,896.00	1,130,896.00	872,114.15	111,120.38	0.00	258,781.85	77.1
Net Effect for Sewer Fund	0.00	0.00	132,344.25	-6,349.53	0.00	-132,344.25	0.0
Change in Fund Balance:			132,344.25				

Town of Lauderdale by the Sea

For the Period: 10/1/2019 to 7/31/2020	Original Bud.	Amended Bud.	YTD Actual	CURR MTH	Encumb. YTD	UnencBal	% Bud
Fund: 115 - Fire Fund							
Revenues							
Dept: 000.000 Appropriated Fund Balance							
380.203 Appropriation fromFireFd/Veh R	231,393.00	231,393.00	0.00	0.00	0.00	231,393.00	0.0
Appropriated Fund Balance	231,393.00	231,393.00	0.00	0.00	0.00	231,393.00	0.0
Dept: 301.050 Fire Assessment							
311.200 Property Tax-Fire Assessment	1,033,754.00	1,033,754.00	1,049,497.39	19,916.25	0.00	-15,743.39	101.5
Fire Assessment	1,033,754.00	1,033,754.00	1,049,497.39	19,916.25	0.00	-15,743.39	101.5
Dept: 304.000 Charges for Services							
342.210 Fire Inspection Fees	33,000.00	33,000.00	36,118.74	632.00	0.00	-3,118.74	109.5
Charges for Services	33,000.00	33,000.00	36,118.74	632.00	0.00	-3,118.74	109.5
Dept: 306.000 Miscellaneous Revenues							
361.100 Interest Earnings	2,000.00	2,000.00	5,731.07	51.04	0.00	-3,731.07	286.6
Miscellaneous Revenues	2,000.00	2,000.00	5,731.07	51.04	0.00	-3,731.07	286.6
Dept: 581.100 Interfund Transfers							
381.105 Transfer from General Fund	13,000.00	13,000.00	9,750.00	0.00	0.00	3,250.00	75.0
Interfund Transfers	13,000.00	13,000.00	9,750.00	0.00	0.00	3,250.00	75.0
Revenues	1,313,147.00	1,313,147.00	1,101,097.20	20,599.29	0.00	212,049.80	83.9
Expenditures							
Dept: 522.000 Fire Department							
500.151 Fire Dept Pension	6,000.00	6,000.00	0.00	0.00	0.00	6,000.00	0.0
500.315 Professional Services	10,000.00	10,000.00	7,770.50	0.00	0.00	2,229.50	77.7
500.320 Audit Expense	7,000.00	7,000.00	7,000.00	0.00	0.00	0.00	100.0
500.345 Contractual Services	849,106.00	849,106.00	707,588.30	70,758.83	0.00	141,517.70	83.3
500.624 Capital Outlay-Bldg. Improvemt	369,041.00	369,041.00	19,856.70	1,435.50	0.00	349,184.30	5.4
500.644 Capital Outlay-Vehicles	50,000.00	50,000.00	0.00	0.00	18,210.92	31,789.08	36.4
500.912 Transfer to General Fund	22,000.00	22,000.00	16,500.00	0.00	0.00	5,500.00	75.0
Fire Department	1,313,147.00	1,313,147.00	758,715.50	72,194.33	18,210.92	536,220.58	59.2
Expenditures	1,313,147.00	1,313,147.00	758,715.50	72,194.33	18,210.92	536,220.58	59.2
Net Effect for Fire Fund	0.00	0.00	342,381.70	-51,595.04	18,210.92	-324,170.78	0.0
Change in Fund Balance:			342,381.70				

For the Period: 10/1/2019 to 7/31/2020	Original Bud.	Amended Bud.	YTD Actual	CURR MTH	Encumb. YTD	UnencBal	% Bud
Fund: 300 - Capital Project Fund							
Revenues							
Dept: 000.000 Appropriated Fund Balance							
380.200 Appropriated Fund Balance	1,700,000.00	1,700,000.00	0.00	0.00	0.00	1,700,000.00	0.0
380.204 Appropriated from El Mar Reser	300,000.00	300,000.00	0.00	0.00	0.00	300,000.00	0.0
Appropriated Fund Balance	2,000,000.00	2,000,000.00	0.00	0.00	0.00	2,000,000.00	0.0
Dept: 303.000 Intergovernmental Revenues							
334.928 Broward County-Palm Club Sewer	150,000.00	150,000.00	0.00	0.00	0.00	150,000.00	0.0
Intergovernmental Revenues	150,000.00	150,000.00	0.00	0.00	0.00	150,000.00	0.0
Dept: 306.000 Miscellaneous Revenues							
361.100 Interest Earnings	3,130.00	3,130.00	16,505.85	120.54	0.00	-13,375.85	527.3
361.104 Pompano Beach-Palm Club Sewer	150,000.00	150,000.00	0.00	0.00	0.00	150,000.00	0.0
Miscellaneous Revenues	153,130.00	153,130.00	16,505.85	120.54	0.00	136,624.15	10.8
Revenues	2,303,130.00	2,303,130.00	16,505.85	120.54	0.00	2,286,624.15	0.7
Expenditures							
Dept: 519.000 General							
500.120 Regular Salaries	29,000.00	29,000.00	24,498.73	2,944.62	0.00	4,501.27	84.5
500.210 Employer FICA Taxes	2,330.00	2,330.00	1,847.18	225.26	0.00	482.82	79.3
500.220 Retirement	7,300.00	7,300.00	10,807.28	891.92	0.00	-3,507.28	148.0
500.230 Group Insurance	4,500.00	4,500.00	3,762.60	369.19	0.00	737.40	83.6
500.315 Professional Services	20,000.00	20,000.00	0.00	0.00	0.00	20,000.00	0.0
500.497 Contingency	20,000.00	20,000.00	0.00	0.00	0.00	20,000.00	0.0
General	83,130.00	83,130.00	40,915.79	4,430.99	0.00	42,214.21	49.2
Dept: 519.153 Hibiscus- Seagrape to A1A							
500.630 Cap Outlay Imp other than bldg	50,000.00	50,000.00	0.00	0.00	0.00	50,000.00	0.0
Hibiscus- Seagrape to A1A	50,000.00	50,000.00	0.00	0.00	0.00	50,000.00	0.0
Dept: 519.154 Neighborhood Street Lighting							
500.630 Cap Outlay Imp other than bldg	100,000.00	100,000.00	4,350.00	0.00	0.00	95,650.00	4.4
Neighborhood Street Lighting	100,000.00	100,000.00	4,350.00	0.00	0.00	95,650.00	4.4
Dept: 519.162 Town Hall Complex							
500.631 Capital Outlay - ADA	65,000.00	65,000.00	47,357.50	47,357.50	63,543.00	-45,900.50	170.6
Town Hall Complex	65,000.00	65,000.00	47,357.50	47,357.50	63,543.00	-45,900.50	170.6
Dept: 534.167 A1A Streetscape: Comm'l to Dat							
500.630 Cap Outlay Imp other than bldg	380,000.00	380,000.00	0.00	0.00	0.00	380,000.00	0.0
A1A Streetscape: Comm'l to Dat	380,000.00	380,000.00	0.00	0.00	0.00	380,000.00	0.0
Dept: 534.169 A1A Commercial Street Lightin							
500.630 Cap Outlay Imp other than bldg	250,000.00	250,000.00	0.00	0.00	0.00	250,000.00	0.0
A1A Commercial Street Lightin	250,000.00	250,000.00	0.00	0.00	0.00	250,000.00	0.0
Dept: 545.161 Sidewalk Compliance Study							
500.630 Cap Outlay Imp other than bldg	20,000.00	20,000.00	13,056.60	0.00	0.00	6,943.40	65.3
Sidewalk Compliance Study	20,000.00	20,000.00	13,056.60	0.00	0.00	6,943.40	65.3
Dept: 559.023 Dredging Study							
500.630 Cap Outlay Imp other than bldg	35,000.00	35,000.00	22,426.13	1,061.43	0.00	12,573.87	64.1
Dredging Study	35,000.00	35,000.00	22,426.13	1,061.43	0.00	12,573.87	64.1
Dept: 559.024 East Terra Mar Drive							
500.630 Cap Outlay Imp other than bldg	700,000.00	700,000.00	40,702.89	892.50	0.00	659,297.11	5.8
East Terra Mar Drive	700,000.00	700,000.00	40,702.89	892.50	0.00	659,297.11	5.8
Dept: 559.025 Bel Air -Seawall Repair- East							

For the Period: 10/1/2019 to 7/31/2020	Original Bud.	Amended Bud.	YTD Actual	CURR MTH	Encumb. YTD	UnencBal	% Bud
Fund: 300 - Capital Project Fund							
Expenditures							
Dept: 559.025 Bel Air -Seawall Repair- East							
500.630 Cap Outlay Imp other than bldg	100,000.00	100,000.00	0.00	0.00	0.00	100,000.00	0.0
Bel Air -Seawall Repair- East	100,000.00	100,000.00	0.00	0.00	0.00	100,000.00	0.0
Dept: 576.115 Datura Portal							
500.630 Cap Outlay Imp other than bldg	200,000.00	200,000.00	0.00	0.00	0.00	200,000.00	0.0
Datura Portal	200,000.00	200,000.00	0.00	0.00	0.00	200,000.00	0.0
Dept: 576.129 Palm Club Sewer							
500.630 Cap Outlay Imp other than bldg	400,000.00	400,000.00	124,036.75	360.00	0.00	275,963.25	31.0
Palm Club Sewer	400,000.00	400,000.00	124,036.75	360.00	0.00	275,963.25	31.0
Dept: 577.100 Friedt Park							
500.630 Cap Outlay Imp other than bldg	0.00	0.00	102,979.10	99,345.63	3,997.90	-106,977.00	0.0
Friedt Park	0.00	0.00	102,979.10	99,345.63	3,997.90	-106,977.00	0.0
Dept: 579.169 Greenway- El Mar Drive							
500.630 Cap Outlay Imp other than bldg	300,000.00	300,000.00	82,417.54	77,848.14	0.00	217,582.46	27.5
Greenway- El Mar Drive	300,000.00	300,000.00	82,417.54	77,848.14	0.00	217,582.46	27.5
Expenditures	2,683,130.00	2,683,130.00	478,242.30	231,296.19	67,540.90	2,137,346.80	20.3
Net Effect for Capital Project Fund	-380,000.00	-380,000.00	-461,736.45	-231,175.65	67,540.90	149,277.35	139.3
Change in Fund Balance:			-461,736.45				

For the Period: 10/1/2019 to 7/31/2020	Original Bud.	Amended Bud.	YTD Actual	CURR MTH	Encumb. YTD	UnencBal	% Bud
Fund: 310 - Parking Fund							
Revenues							
Dept: 000.000 Appropriated Fund Balance							
380.200 Appropriated Fund Balance	0.00	427,786.00	0.00	0.00	0.00	427,786.00	0.0
Appropriated Fund Balance	0.00	427,786.00	0.00	0.00	0.00	427,786.00	0.0
Dept: 302.000 Licenses & Permits							
313.101 PILOP Fee	8,000.00	8,000.00	22,560.10	10,000.00	0.00	-14,560.10	282.0
Licenses & Permits	8,000.00	8,000.00	22,560.10	10,000.00	0.00	-14,560.10	282.0
Dept: 304.000 Charges for Services							
344.500 Parking Permits	130,000.00	130,000.00	93,930.06	3,429.00	0.00	36,069.94	72.3
344.520 Parking Agreements	62,962.00	62,962.00	62,962.50	0.00	0.00	-0.50	100.0
344.551 South Ocean	150,000.00	150,000.00	112,012.32	8,787.36	0.00	37,987.68	74.7
344.552 Ocean Front Meters	270,000.00	270,000.00	232,179.18	22,894.92	0.00	37,820.82	86.0
344.553 Commmercial Blvd. Meters	200,000.00	200,000.00	131,072.42	4,614.52	0.00	68,927.58	65.5
344.554 Parking Meters - Beach	330,000.00	330,000.00	184,116.08	25,203.63	0.00	145,883.92	55.8
344.556 El Prado Parking Lot	301,000.00	301,000.00	256,801.90	28,896.72	0.00	44,198.10	85.3
344.558 Town Hall Parking Lot	15,000.00	15,000.00	10,488.24	2,947.66	0.00	4,511.76	69.9
344.559 El Mar Parking Lot	195,000.00	195,000.00	151,436.65	14,902.15	0.00	43,563.35	77.7
344.560 A1A Parking Lot	350,000.00	350,000.00	264,406.31	23,389.27	0.00	85,593.69	75.5
344.563 Bougainvilla/ Poinciana	90,000.00	90,000.00	74,014.02	5,873.44	0.00	15,985.98	82.2
344.564 Eastward Strand Parking Spaces	0.00	0.00	43,481.36	5,823.36	0.00	-43,481.36	0.0
Charges for Services	2,093,962.00	2,093,962.00	1,616,901.04	146,762.03	0.00	477,060.96	77.2
Dept: 305.000 Fines & Forfeitures							
354.100 Parking Fines	75,000.00	75,000.00	88,693.59	2,660.00	0.00	-13,693.59	118.3
Fines & Forfeitures	75,000.00	75,000.00	88,693.59	2,660.00	0.00	-13,693.59	118.3
Dept: 306.000 Miscellaneous Revenues							
361.100 Interest Earnings	600.00	600.00	20,121.71	152.64	0.00	-19,521.71	3353.6
Miscellaneous Revenues	600.00	600.00	20,121.71	152.64	0.00	-19,521.71	3,353.6
Revenues	2,177,562.00	2,605,348.00	1,748,276.44	159,574.67	0.00	857,071.56	67.1
Expenditures							
Dept: 545.000 Parking Operations							
500.120 Regular Salaries	151,670.00	151,670.00	123,956.33	17,564.57	0.00	27,713.67	81.7
500.140 Overtime Salaries	2,000.00	2,000.00	1,914.00	98.44	0.00	86.00	95.7
500.210 Employer FICA Taxes	11,650.00	11,650.00	9,218.99	1,318.80	0.00	2,431.01	79.1
500.220 Retirement	18,300.00	18,300.00	15,610.28	1,352.08	0.00	2,689.72	85.3
500.230 Group Insurance	38,298.00	38,298.00	31,358.92	2,724.37	0.00	6,939.08	81.9
500.315 Professional Services	0.00	0.00	8,000.00	0.00	0.00	-8,000.00	0.0
500.345 Contractual Services	356,617.00	356,617.00	191,128.29	13,484.62	0.00	165,488.71	53.6
500.353 Parking Alternatives	201,000.00	201,000.00	108,459.11	8,826.66	0.00	92,540.89	54.0
500.410 Communications	8,316.00	8,316.00	826.41	84.33	0.00	7,489.59	9.9
500.430 Electric Service	4,158.00	4,158.00	3,313.47	334.45	0.00	844.53	79.7
500.431 Water Service	16,500.00	16,500.00	13,707.02	781.36	0.00	2,792.98	83.1
500.445 Equip Rent/Lease	21,871.00	21,871.00	0.00	0.00	0.00	21,871.00	0.0
500.461 Vehicle Maintenance	5,000.00	5,000.00	2,368.65	0.00	0.00	2,631.35	47.4
500.462 Fuel	600.00	600.00	2,129.97	0.00	0.00	-1,529.97	355.0
500.463 Service Maintenance Contracts	24,750.00	24,750.00	17,550.00	0.00	0.00	7,200.00	70.9
500.497 Contingency	25,000.00	25,000.00	0.00	0.00	0.00	25,000.00	0.0
500.506 Printing & Binding	6,000.00	6,000.00	2,009.32	1,789.32	0.00	3,990.68	33.5
500.508 Postage	2,000.00	2,000.00	521.74	0.00	0.00	1,478.26	26.1
500.510 Office Supplies	1,000.00	1,000.00	272.93	0.00	0.00	727.07	27.3
500.525 Uniform Expense	1,665.00	1,665.00	818.54	0.00	0.00	846.46	49.2
500.532 Signs	8,000.00	8,000.00	7,011.51	222.00	0.00	988.49	87.6
500.533 Parking Meter Parts-Supplies	65,100.00	65,100.00	51,246.49	0.00	0.00	13,853.51	78.7
500.545 Training	2,500.00	2,500.00	0.00	0.00	0.00	2,500.00	0.0
500.550 Operating Expenses	20,000.00	20,000.00	11,416.25	457.99	0.00	8,583.75	57.1
500.630 Cap Outlay Imp other than bldg	393,460.00	821,246.00	301,479.55	29,324.61	244,066.13	275,700.32	66.4

For the Period: 10/1/2019 to 7/31/2020	Original Bud.	Amended Bud.	YTD Actual	CURR MTH	Encumb. YTD	UnencBal	% Bud
Fund: 310 - Parking Fund							
Expenditures							
Dept: 545.000 Parking Operations							
500.640 Capital Outlay - Equipt & Mach	75,190.00	75,190.00	67,427.44	10,390.96	0.00	7,762.56	89.7
500.644 Capital Outlay-Vehicles	18,000.00	18,000.00	0.00	0.00	0.00	18,000.00	0.0
Parking Operations	1,478,645.00	1,906,431.00	971,745.21	88,754.56	244,066.13	690,619.66	63.8
Dept: 581.100 Interfund Transfers							
500.912 Transfer to General Fund	698,917.00	698,917.00	524,187.75	0.00	0.00	174,729.25	75.0
Interfund Transfers	698,917.00	698,917.00	524,187.75	0.00	0.00	174,729.25	75.0
Expenditures	2,177,562.00	2,605,348.00	1,495,932.96	88,754.56	244,066.13	865,348.91	66.8
Net Effect for Parking Fund	0.00	0.00	252,343.48	70,820.11	244,066.13	-8,277.35	0.0
Change in Fund Balance:			252,343.48				
Grand Total Net Effect:	-1,343,671.00	-1,343,671.00	4,216,850.20	952,894.96	356,230.27	-5,204,290.93	

Town of Lauderdale-by-the-Sea
Cash and Investment Report
as of July
2020

Bank / Other	GL No.	Bank No.	Account Name	Account Type	Bank/ Pool	Balance 7/31/2020	Interest/ Avg % Yield	Interest/Chg Mkt Value	Interest/ Year to Date
			001 General Fund:						
SunTrust	101.000	8015	Master Account	Advantage NOW	SunTrust	9,312,028.08	0.03%	214.79	62,577.45
SunTrust	101.009	6876	Emergency Reserve	Advantage NOW	SunTrust	2,500,000.00	0.03%	Included Above	Included Above
			GENERAL FUND	BANK SUBTOTAL		11,812,028.08		214.79	62,577.45
SBA	101.300	1471-A	General Fund Invest Acct A	SBA Invest Pool	SBA	173,638.16	0.43%	63.94	1,690.50
SBA	101.400	1472-A	Emergency Reserves Acct A	SBA Invest Pool	SBA	84,242.78	0.43%	31.01	937.46
			GENERAL FUND	SBA SUBTOTAL		257,880.94		94.95	2,627.96
			GENERAL FUND	GRAND TOTAL		12,069,909.02		309.74	65,205.41
			101 Police Forfeiture & Training						
SunTrust	101.100	9613	Police Forfeiture Fund	Advantage NOW	SunTrust	13,743.03	0.03%	Included Above	Included Above
			POLICE FUND	TOTAL		13,743.03		**0.00**	0.00
			103 Sewer Enterprise Fund						
SunTrust	101.105	9999	Cash	Advantage NOW	SunTrust	1,440,931.03	0.03%	25.41	5,443.01
			SEWER FUND	TOTAL		1,440,931.03		25.41	5,443.01
			115 Fire Fund:						
SunTrust	101.109	5379	Fire Fund Account	Advantage NOW		1,651,700.59	0.03%	30.65	5,761.72
			FIRE FUND	GRAND TOTAL		1,651,700.59		30.65	5,761.72
			300 Capital Improvement Fund:						
SunTrust	101.115	0010	Cash	Advantage NOW	SunTrust	4,051,856.19	0.03%	72.36	16,578.21
			CAPITAL IMPROVEMENT FUND	TOTAL		4,051,856.19		72.36	16,578.21
			310 Parking Improvement Fund						
SunTrust	101.125	0120	Parking Improvement Account	Advantage NOW	SunTrust	5,096,870.25	0.03%	89.90	20,147.86
SunTrust	101.128	8554	PILOP Account	Advantage NOW	SunTrust	32,621.00	0.03%	0.40	64.15
			PARKING FUND	TOTAL		5,129,491.25		90.30	20,212.01
			ALL FUNDS	GRAND TOTAL		24,357,631.11		528.46	113,200.36

Town of Lauderdale-by-the-Sea
Cash and Investment Report
as of July
2020

Summary by Investment Type	Amount	Percent
Interest Bearing Checking	24,099,750.17	99%
Non-interest Bearing Checking	0.00	0%
SBA Trust Fund/Pools	257,880.94	1%
Repurchase Agreements	0.00	0%
Money Market Funds	0.00	0%
U.S. Securities/Treasuries	0.00	0%
U.S. Federal Agencies	0.00	0%
Federal Instrumentalities	0.00	0%
GRAND TOTAL	24,357,631.11	100%

Summary by Fund		Amount	Percent
101.000/101-400	General Fund	12,069,909.02	50%
	Police Fund	13,743.03	0%
	Sewer Fund	1,440,931.03	6%
	Fire Fund	1,651,700.59	7%
	Capital Improvement Fund	4,051,856.19	17%
	Parking Fund	5,129,491.25	21%
	GRAND TOTAL	24,357,631.11	100%

Summary by Bank/Pool		Amount	Percent
	SunTrust	24,099,750.17	99%
	Florida Prime/State Board of Admin.	257,880.94	1%
	GRAND TOTAL	24,357,631.11	100%

Agenda Item No: 8.b

Town Commission Agenda Item Report

Meeting Date: October 27, 2020
Submitted By: Lucila Lang
Submitting Department: Administration
Item Type: Report
Agenda Section: TOWN MANAGER REPORT

Subject Title:
August 2020 Finance Report (Lucila Lang, Finance Director)

Explanation: Presented is the FY 20, August 2020 Financial Report which consists of the attached Revenue/Expenditure Report (Exhibit 1) and the Cash & Investment Report (Exhibit 2).

The following is a summary of the operating results through August 31,2020:

Fund	Annual Budget	Budgeted Appropriations	Budgeted Rev Excl Appr	YTD Revenues		YTD Expenditures		Net Amount
				Amount	% of Budget	Amount	% of Budget	
General Fund	$ 13,345,354.00		$ 13,345,354.00	$ 14,679,722.46	**110%**	$11,300,320.98	**85%**	$ 3,379,401.48
Sewer Fund	1,130,896.00		$ 1,130,896.00	1,099,876.28	**97%**	951,780.29	**84%**	$ 148,095.99
Fire Fund	1,313,147.00	231,393.00	$ 1,081,754.00	1,101,562.90	**102%**	829,474.33	**63%**	$ 272,088.57
Capital Fund	2,303,130.00	2,000,000.00	$ 303,130.00	16,623.50	**5%**	612,061.65	**27%**	$ (595,438.15)
Parking Fund	2,177,562.00		$ 2,177,562.00	1,915,595.42	**88%**	1,561,895.05	**72%**	$ 353,700.37
Grand Total	$ 20,270,089.00	$ 2,231,393.00	$ 18,038,696.00	$ 18,813,380.56		$15,255,532.30		$ 3,557,848.26

Notable items this month are as follows:

General Fund Revenues:

- General Fund Revenues through the month of August 2020 were at 110% with a few categories exceeding the budgeted amounts.

General Fund Expenditures:

- General Fund Expenditures are in line with the 11 months of FY20 at 79.2%.

Sewer Fund-103:

- In August, Sewer Fund Revenues exceeded Sewer Fund Expenditures and are in line with budgeted amounts at 97.3% for these 11 months of the fiscal year.
- Sewer Fund Expenditures are slightly higher than the last year at this time due to unexpected sewer line maintenance. YTD expenditures are at 84.2%.

Fire Fund-115:

- Fire Assessment Revenues are in line with budget with a collection rate of 101.5% as of August, 2020.
- Fire Fund Expenditures are in line at 64.6% of budget.

Capital Fund-300:

- Capital Project Fund has had limited expenses at 25.3%.
    - For the month of August, the following were the projects expenses:
        - Town Hall Complex: $21,566.50
        - East Terra Mar Drive: $382.50
        - Palm Club Sewer: $6,896.25
        - Friedt Park: $58,236.10
        - Greenway-El Mar Drive: $42,424.75

Parking Fund-310:

- Parking Revenues are bit lower than prior year at 73.5%. This is due to the impact that COVID-19 has had on the Town operations.
- Parking Expenditures have maintained at 68.6%, leading to a net effect for the Parking Fund of $300K.

Recommendation:

Review

Attachments:

1. Revenue/Expenditure Report
2. Cash & Investment Report

Town of Lauderdale by the Sea

For the Period: 10/1/2019 to 8/31/2020	Original Bud.	Amended Bud.	YTD Actual	CURR MTH	Encumb. YTD	UnencBal	% Bud
Fund: 001 - General Fund							
Revenues							
Dept: 301.000 Ad Valorem Property Taxes							
311.100 Ad Valorem Property Taxes	8,710,268.00	8,710,268.00	8,800,964.01	1,320.14	0.00	-90,696.01	101.0
Ad Valorem Property Taxes	8,710,268.00	8,710,268.00	8,800,964.01	1,320.14	0.00	-90,696.01	101.0
Dept: 301.100 Utility Taxes							
311.101 FPL Utility Tax	830,000.00	830,000.00	715,934.34	82,624.45	0.00	114,065.66	86.3
311.440 Gas Utility Tax	16,500.00	16,500.00	10,508.76	652.56	0.00	5,991.24	63.7
314.300 Water Utility Tax	167,000.00	167,000.00	139,517.17	13,774.32	0.00	27,482.83	83.5
Utility Taxes	1,013,500.00	1,013,500.00	865,960.27	97,051.33	0.00	147,539.73	85.4
Dept: 301.600 Franchise Taxes							
313.100 Fl Power & Light Franchise	600,000.00	600,000.00	468,430.51	46,852.06	0.00	131,569.49	78.1
313.300 Waste Franchise Collection	93,000.00	93,000.00	123,181.88	11,891.92	0.00	-30,181.88	132.5
313.301 Waste Franchise Adm-Fee	10,000.00	10,000.00	2,356.92	0.00	0.00	7,643.08	23.6
313.400 Gas Franchise	15,000.00	15,000.00	10,226.00	510.57	0.00	4,774.00	68.2
313.600 Towing Franchise Fees	600.00	600.00	510.00	0.00	0.00	90.00	85.0
Franchise Taxes	718,600.00	718,600.00	604,705.31	59,254.55	0.00	113,894.69	84.2
Dept: 302.000 Licenses & Permits							
321.100 Business License Taxes	80,000.00	80,000.00	82,613.93	3,415.16	0.00	-2,613.93	103.3
321.110 Sidewalk Cafe ROW	50,000.00	50,000.00	45,777.40	0.00	0.00	4,222.60	91.6
322.100 Building Permits	681,500.00	681,500.00	666,548.99	50,153.24	0.00	14,951.01	97.8
322.105 Fire Plan Review Fees	21,000.00	21,000.00	16,026.30	880.00	0.00	4,973.70	76.3
322.150 Miscellaneous Permits	2,497.00	2,497.00	0.00	0.00	0.00	2,497.00	0.0
322.400 Sign Permits	4,000.00	4,000.00	1,110.00	0.00	0.00	2,890.00	27.8
Licenses & Permits	838,997.00	838,997.00	812,076.62	54,448.40	0.00	26,920.38	96.8
Dept: 303.000 Intergovernmental Revenues							
311.120 Municipal Revenue Sharing	155,600.00	155,600.00	142,705.66	27,194.82	0.00	12,894.34	91.7
311.150 Alcoholic Beverage License	15,500.00	15,500.00	9,671.68	0.00	0.00	5,828.32	62.4
311.180 Sales Tax	394,000.00	394,000.00	319,374.99	31,085.82	0.00	74,625.01	81.1
312.405 Local Op Gas Tax 1 - 6 cent	65,651.00	65,651.00	49,248.64	4,964.81	0.00	16,402.36	75.0
312.410 Local Op Gas Tax 1 - 5 cent	46,630.00	46,630.00	34,478.28	3,410.16	0.00	12,151.72	73.9
315.100 Communication Service Tax	320,000.00	320,000.00	269,876.98	24,470.47	0.00	50,123.02	84.3
334.904 Hurricane-Storm/FEMA	0.00	0.00	131,977.85	0.00	0.00	-131,977.85	0.0
334.910 BCC-Senior Center Grant	18,507.00	18,507.00	18,506.96	0.00	0.00	0.04	100.0
334.914 BCC-Transporation Grant	51,704.00	51,704.00	94,568.74	14,436.40	0.00	-42,864.74	182.9
334.915 FDOT-Reimbursable Grant	18,064.00	18,064.00	18,064.32	0.00	0.00	-0.32	100.0
Intergovernmental Revenues	1,085,656.00	1,085,656.00	1,088,474.10	105,562.48	0.00	-2,818.10	100.3
Dept: 304.000 Charges for Services							
343.902 Site Plan Application Fees	2,000.00	2,000.00	0.00	0.00	0.00	2,000.00	0.0
347.500 Tennis - Shuffle Key	9,200.00	9,200.00	9,809.70	145.95	0.00	-609.70	106.6
Charges for Services	11,200.00	11,200.00	9,809.70	145.95	0.00	1,390.30	87.6
Dept: 305.000 Fines & Forfeitures							
354.150 Fines,TrafficViolation,Citatio	31,452.00	31,452.00	24,944.97	1,048.39	0.00	6,507.03	79.3
354.160 Code Enforcement Fines	50,000.00	50,000.00	1,677,930.00	0.00	0.00	-1,627,930.00	3355.9
359.100 Other Fines & Alarms	2,000.00	2,000.00	125.00	0.00	0.00	1,875.00	6.3
Fines & Forfeitures	83,452.00	83,452.00	1,702,999.97	1,048.39	0.00	-1,619,547.97	2,040.7
Dept: 306.000 Miscellaneous Revenues							
361.100 Interest Earnings	26,000.00	26,000.00	91,655.57	159.68	0.00	-65,655.57	352.5
362.000 Rent/Lease Royalties	67,620.00	67,620.00	68,617.94	6,321.69	0.00	-997.94	101.5
365.400 Recycling Revenue	3,041.00	3,041.00	0.00	0.00	0.00	3,041.00	0.0
366.100 Donations	5,000.00	5,000.00	1,840.00	0.00	0.00	3,160.00	36.8
369.100 Miscellaneous Revenues	36,308.00	36,308.00	49,856.90	9,302.68	0.00	-13,548.90	137.3
369.200 Miscellaneous Applications	18,975.00	18,975.00	9,973.30	400.00	0.00	9,001.70	52.6
369.201 Miscellaneous MerchandiseSales	689.00	689.00	421.24	0.00	0.00	267.76	61.1
369.250 Recreational Activities Fee	1,250.00	1,250.00	1,429.98	0.00	0.00	-179.98	114.4
369.500 Miscellaneous Lobbyist	600.00	600.00	1,000.00	50.00	0.00	-400.00	166.7

For the Period: 10/1/2019 to 8/31/2020	Original Bud.	Amended Bud.	YTD Actual	CURR MTH	Encumb. YTD	UnencBal	% Bud
Fund: 001 - General Fund							
Revenues							
Dept: 306.000 Miscellaneous Revenues							
369.901 Insurance Reimbursement	3,281.00	3,281.00	29,249.80	0.00	0.00	-25,968.80	891.5
Miscellaneous Revenues	162,764.00	162,764.00	254,044.73	16,234.05	0.00	-91,280.73	156.1
Dept: 581.100 Interfund Transfers							
380.115 Transfer from Fire - OH Costs	22,000.00	22,000.00	16,500.00	0.00	0.00	5,500.00	75.0
381.106 Transfer from Parking Fund	698,917.00	698,917.00	524,187.75	0.00	0.00	174,729.25	75.0
Interfund Transfers	720,917.00	720,917.00	540,687.75	0.00	0.00	180,229.25	75.0
Revenues	13,345,354.00	13,345,354.00	14,679,722.46	335,065.29	0.00	-1,334,368.46	110.0
Expenditures							
Dept: 511.000 Commission							
500.110 Commission Salaries	71,826.00	71,826.00	58,641.10	5,012.06	0.00	13,184.90	81.6
500.210 Employer FICA Taxes	5,300.00	5,300.00	4,123.67	333.61	0.00	1,176.33	77.8
500.220 Retirement	33,400.00	33,400.00	26,942.69	3,697.41	0.00	6,457.31	80.7
500.230 Group Insurance	57,084.00	57,084.00	50,492.78	4,164.30	0.00	6,591.22	88.5
500.345 Contractual Services	3,500.00	3,500.00	3,187.55	206.25	0.00	312.45	91.1
500.510 Office Supplies	650.00	650.00	51.45	33.78	0.00	598.55	7.9
500.512 Elections	2,300.00	2,300.00	2,858.48	0.00	0.00	-558.48	124.3
500.540 Dues & Subscriptions	1,912.00	1,912.00	955.60	0.00	0.00	956.40	50.0
500.545 Training	4,500.00	4,500.00	0.00	0.00	0.00	4,500.00	0.0
500.550 Operating Expenses	9,500.00	9,500.00	7,728.75	0.00	0.00	1,771.25	81.4
Commission	189,972.00	189,972.00	154,982.07	13,447.41	0.00	34,989.93	81.6
Dept: 511.100 Donation-Non Profits							
500.820 Donations-Aids to Private Org	42,753.00	42,753.00	42,753.00	0.00	0.00	0.00	100.0
Donation-Non Profits	42,753.00	42,753.00	42,753.00	0.00	0.00	0.00	100.0
Dept: 511.200 Visitor Center							
500.120 Regular Salaries	12,782.00	12,782.00	13,344.43	983.60	0.00	-562.43	104.4
500.140 Overtime Salaries	1,500.00	1,500.00	1,066.79	0.00	0.00	433.21	71.1
500.210 Employer FICA Taxes	1,044.00	1,044.00	1,020.86	75.25	0.00	23.14	97.8
500.220 Retirement	1,128.00	1,128.00	1,457.21	107.41	0.00	-329.21	129.2
500.230 Group Insurance	3,454.00	3,454.00	2,703.47	213.20	0.00	750.53	78.3
500.340 Sewer/Wastewater	2,700.00	2,700.00	2,017.64	218.97	0.00	682.36	74.7
500.345 Contractual Services	29,900.00	29,900.00	26,900.00	0.00	0.00	3,000.00	90.0
500.430 Electric Service	1,600.00	1,600.00	961.93	114.76	0.00	638.07	60.1
500.431 Water Service	2,800.00	2,800.00	2,029.22	204.96	0.00	770.78	72.5
500.520 Bldg. Maintenance	3,000.00	3,000.00	3,525.00	0.00	0.00	-525.00	117.5
500.640 Capital Outlay - Equipt & Mach	6,000.00	6,000.00	819.17	0.00	0.00	5,180.83	13.7
Visitor Center	65,908.00	65,908.00	55,845.72	1,918.15	0.00	10,062.28	84.7
Dept: 513.000 Administration							
500.120 Regular Salaries	645,616.00	645,616.00	593,305.24	50,359.59	0.00	52,310.76	91.9
500.140 Overtime Salaries	2,500.00	2,500.00	1,364.78	0.00	0.00	1,135.22	54.6
500.210 Employer FICA Taxes	49,500.00	49,500.00	44,980.33	3,829.80	0.00	4,519.67	90.9
500.220 Retirement	106,164.00	106,164.00	72,714.45	12,093.83	0.00	33,449.55	68.5
500.230 Group Insurance	129,722.00	129,722.00	113,094.85	9,340.79	0.00	16,627.15	87.2
500.315 Professional Services	50,000.00	50,000.00	29,525.00	3,600.00	0.00	20,475.00	59.1
500.320 Audit Expense	31,500.00	31,500.00	33,500.00	0.00	0.00	-2,000.00	106.3
500.344 HR Expenses	30,000.00	30,000.00	455.71	0.00	0.00	29,544.29	1.5
500.345 Contractual Services	20,000.00	20,000.00	20,293.33	3,005.19	0.00	-293.33	101.5
500.463 Service Maintenance Contracts	40,000.00	40,000.00	22,220.62	1,161.70	1,800.00	15,979.38	60.1
500.506 Printing & Binding	5,000.00	5,000.00	9,413.00	0.00	0.00	-4,413.00	188.3
500.508 Postage	4,500.00	4,500.00	3,226.62	430.20	0.00	1,273.38	71.7
500.510 Office Supplies	7,500.00	7,500.00	4,602.01	0.00	0.00	2,897.99	61.4
500.540 Dues & Subscriptions	8,000.00	8,000.00	4,007.17	50.00	0.00	3,992.83	50.1
500.545 Training	8,000.00	8,000.00	2,701.28	0.00	0.00	5,298.72	33.8
500.550 Operating Expenses	10,000.00	10,000.00	14,945.20	563.17	9,612.32	-14,557.52	245.6

For the Period: 10/1/2019 to 8/31/2020	Original Bud.	Amended Bud.	YTD Actual	CURR MTH	Encumb. YTD	UnencBal	% Bud
Fund: 001 - General Fund							
Expenditures							
Administration	1,148,002.00	1,148,002.00	970,349.59	84,434.27	11,412.32	166,240.09	85.5
Dept: 514.000 Town Attorney							
500.310 Legal Expense	255,000.00	255,000.00	311,527.73	0.00	0.00	-56,527.73	122.2
500.314 Litigation	100,000.00	100,000.00	4,617.74	0.00	0.00	95,382.26	4.6
500.315 Professional Services	255,000.00	255,000.00	0.00	0.00	0.00	255,000.00	0.0
500.319 Ethics Research, Training & Op	8,000.00	8,000.00	3,593.40	0.00	0.00	4,406.60	44.9
Town Attorney	618,000.00	618,000.00	319,738.87	0.00	0.00	298,261.13	51.7
Dept: 519.000 General							
500.120 Regular Salaries	80,000.00	80,000.00	68,923.23	6,153.86	0.00	11,076.77	86.2
500.210 Employer FICA Taxes	6,200.00	6,200.00	5,298.74	473.11	0.00	901.26	85.5
500.220 Retirement	6,800.00	6,800.00	5,874.77	923.08	0.00	925.23	86.4
500.230 Group Insurance	14,372.00	14,372.00	11,394.32	884.51	0.00	2,977.68	79.3
500.311 Advertisements	8,000.00	8,000.00	3,201.35	0.00	0.00	4,798.65	40.0
500.313 Legal Exp- Other Issues	5,000.00	5,000.00	0.00	0.00	0.00	5,000.00	0.0
500.315 Professional Services	75,000.00	75,000.00	33,885.75	8,788.25	0.00	41,114.25	45.2
500.345 Contractual Services	5,000.00	5,000.00	1,359.98	0.00	0.00	3,640.02	27.2
500.349 Community Bus	173,488.00	173,488.00	109,257.14	4,816.24	0.00	64,230.86	63.0
500.451 Auto, Property & Liability Ins	125,000.00	125,000.00	106,083.00	0.00	0.00	18,917.00	84.9
500.452 Workers Compensation Insur	45,020.00	45,020.00	46,106.00	0.00	0.00	-1,086.00	102.4
500.497 Contingency	46,253.00	46,253.00	0.00	0.00	0.00	46,253.00	0.0
500.506 Printing & Binding	10,950.00	10,950.00	324.72	0.00	0.00	10,625.28	3.0
500.508 Postage	3,000.00	3,000.00	0.00	0.00	0.00	3,000.00	0.0
500.511 Computer Expense	130,000.00	130,000.00	155,876.04	5,865.84	0.00	-25,876.04	119.9
500.525 Uniform Expense	500.00	500.00	0.00	0.00	0.00	500.00	0.0
500.540 Dues & Subscriptions	500.00	500.00	0.00	0.00	0.00	500.00	0.0
500.545 Training	2,600.00	2,600.00	383.00	0.00	0.00	2,217.00	14.7
500.550 Operating Expenses	37,575.00	37,575.00	21,415.73	0.00	0.00	16,159.27	57.0
500.552 Recycling and Solid Waste Exp	60,000.00	60,000.00	41,840.52	4,362.55	0.00	18,159.48	69.7
500.640 Capital Outlay - Equipt & Mach	13,700.00	13,700.00	24,291.79	0.00	0.00	-10,591.79	177.3
General	848,958.00	848,958.00	635,516.08	32,267.44	0.00	213,441.92	74.9
Dept: 519.100 Business Dev & Marketing							
500.311 Advertisements	77,185.00	77,185.00	15,259.44	0.00	0.00	61,925.56	19.8
500.315 Professional Services	65,500.00	65,500.00	41,037.12	192.42	0.00	24,462.88	62.7
500.345 Contractual Services	32,650.00	32,650.00	7,970.79	122.82	0.00	24,679.21	24.4
500.495 Special Events	36,400.00	36,400.00	892.50	0.00	0.00	35,507.50	2.5
500.506 Printing & Binding	41,442.00	41,442.00	25,296.19	5,277.50	0.00	16,145.81	61.0
500.540 Dues & Subscriptions	1,735.00	1,735.00	425.00	0.00	0.00	1,310.00	24.5
500.550 Operating Expenses	1,500.00	1,500.00	167.71	51.10	0.00	1,332.29	11.2
Business Dev & Marketing	256,412.00	256,412.00	91,048.75	5,643.84	0.00	165,363.25	35.5
Dept: 521.000 Police Department							
500.345 Contractual Services	4,811,226.00	4,811,226.00	4,356,150.17	388,208.45	0.00	455,075.83	90.5
500.352 Contract Services	5,000.00	5,000.00	4,996.19	0.00	0.00	3.81	99.9
500.520 Bldg. Maintenance	1,500.00	1,500.00	28.56	0.00	0.00	1,471.44	1.9
500.550 Operating Expenses	5,808.00	5,808.00	297.00	0.00	0.00	5,511.00	5.1
500.640 Capital Outlay - Equipt & Mach	30,000.00	30,000.00	400.00	0.00	0.00	29,600.00	1.3
Police Department	4,853,534.00	4,853,534.00	4,361,871.92	388,208.45	0.00	491,662.08	89.9
Dept: 523.000 Emergency Medical Services							
500.345 Contractual Services	823,545.00	823,545.00	754,915.92	68,628.72	0.00	68,629.08	91.7
Emergency Medical Services	823,545.00	823,545.00	754,915.92	68,628.72	0.00	68,629.08	91.7
Dept: 524.000 Development Services							
500.120 Regular Salaries	290,191.00	290,191.00	255,914.27	22,313.64	0.00	34,276.73	88.2
500.140 Overtime Salaries	4,000.00	4,000.00	1,961.09	0.00	0.00	2,038.91	49.0
500.210 Employer FICA Taxes	22,300.00	22,300.00	19,509.67	1,687.89	0.00	2,790.33	87.5
500.220 Retirement	45,900.00	45,900.00	49,094.63	7,339.01	0.00	-3,194.63	107.0
500.230 Group Insurance	65,378.00	65,378.00	47,719.72	3,815.59	0.00	17,658.28	73.0

For the Period: 10/1/2019 to 8/31/2020	Original Bud.	Amended Bud.	YTD Actual	CURR MTH	Encumb. YTD	UnencBal	% Bud
Fund: 001 - General Fund							
Expenditures							
Dept: 524.000 Development Services							
500.315 Professional Services	104,500.00	104,500.00	65,468.15	4,846.50	15,000.00	24,031.85	77.0
500.345 Contractual Services	331,600.00	331,600.00	211,756.87	21,096.78	0.00	119,843.13	63.9
500.402 Building Permit Services	520,000.00	520,000.00	400,827.02	48,598.67	0.00	119,172.98	77.1
500.461 Vehicle Maintenance	250.00	250.00	0.00	0.00	0.00	250.00	0.0
500.462 Fuel	1,000.00	1,000.00	185.61	0.00	0.00	814.39	18.6
500.463 Service Maintenance Contracts	2,220.00	2,220.00	3,999.29	434.09	0.00	-1,779.29	180.1
500.506 Printing & Binding	800.00	800.00	-57.00	0.00	0.00	857.00	-7.1
500.508 Postage	6,000.00	6,000.00	2,414.66	361.70	0.00	3,585.34	40.2
500.510 Office Supplies	3,500.00	3,500.00	1,215.38	0.00	0.00	2,284.62	34.7
500.525 Uniform Expense	600.00	600.00	142.61	0.00	0.00	457.39	23.8
500.540 Dues & Subscriptions	2,000.00	2,000.00	2,963.02	0.00	0.00	-963.02	148.2
500.545 Training	6,000.00	6,000.00	4,053.16	85.00	0.00	1,946.84	67.6
500.550 Operating Expenses	9,350.00	9,350.00	7,683.64	569.79	0.00	1,666.36	82.2
500.630 Cap Outlay Imp other than bldg	20,000.00	20,000.00	0.00	0.00	0.00	20,000.00	0.0
Development Services	1,435,589.00	1,435,589.00	1,074,851.79	111,148.66	15,000.00	345,737.21	75.9
Dept: 541.100 Mun Srvcs - Public Works Div							
500.120 Regular Salaries	845,096.00	845,096.00	764,711.65	63,874.74	0.00	80,384.35	90.5
500.140 Overtime Salaries	35,000.00	35,000.00	34,837.78	1,076.43	0.00	162.22	99.5
500.210 Employer FICA Taxes	64,700.00	64,700.00	60,163.26	4,875.54	0.00	4,536.74	93.0
500.220 Retirement	86,521.00	86,521.00	92,933.87	13,194.05	0.00	-6,412.87	107.4
500.230 Group Insurance	238,858.00	238,858.00	190,802.98	15,217.99	0.00	48,055.02	79.9
500.315 Professional Services	25,000.00	25,000.00	47,838.76	4,662.75	0.00	-22,838.76	191.4
500.340 Sewer/Wastewater	12,500.00	12,500.00	15,182.63	1,060.44	0.00	-2,682.63	121.5
500.345 Contractual Services	134,271.00	134,271.00	148,520.10	22,149.00	0.00	-14,249.10	110.6
500.410 Communications	40,440.00	40,440.00	49,880.27	4,237.44	0.00	-9,440.27	123.3
500.430 Electric Service	42,000.00	42,000.00	30,591.09	3,434.10	0.00	11,408.91	72.8
500.431 Water Service	120,000.00	120,000.00	114,547.18	11,986.19	0.00	5,452.82	95.5
500.433 Electic Service-Streets	60,000.00	60,000.00	53,968.07	4,354.71	0.00	6,031.93	89.9
500.445 Equip Rent/Lease	16,500.00	16,500.00	52,643.46	100.00	0.00	-36,143.46	319.1
500.460 Equipment Maintenance	23,000.00	23,000.00	17,311.17	747.06	0.00	5,688.83	75.3
500.461 Vehicle Maintenance	13,000.00	13,000.00	10,952.38	0.00	0.00	2,047.62	84.2
500.462 Fuel	18,000.00	18,000.00	16,910.02	533.03	0.00	1,089.98	93.9
500.463 Service Maintenance Contracts	12,776.00	12,776.00	13,302.10	320.58	0.00	-526.10	104.1
500.470 Radio Maintenance	2,400.00	2,400.00	0.00	0.00	0.00	2,400.00	0.0
500.498 Storm Drain Rehab/Maint	50,000.00	50,000.00	27,506.50	-750.00	0.00	22,493.50	55.0
500.508 Postage	300.00	300.00	245.96	0.65	0.00	54.04	82.0
500.510 Office Supplies	2,000.00	2,000.00	650.74	0.00	0.00	1,349.26	32.5
500.520 Bldg. Maintenance	60,000.00	60,000.00	60,395.87	5,005.04	0.00	-395.87	100.7
500.525 Uniform Expense	8,000.00	8,000.00	11,814.54	992.12	0.00	-3,814.54	147.7
500.529 Street Light Maintenance	17,538.00	17,538.00	10,365.07	0.00	0.00	7,172.93	59.1
500.530 Street Maint Repair Supply	137,000.00	137,000.00	96,973.35	433.17	0.00	40,026.65	70.8
500.531 Grounds Maint/Landscaping	32,500.00	32,500.00	28,474.83	287.81	0.00	4,025.17	87.6
500.532 Signs	10,000.00	10,000.00	7,015.96	1,169.50	0.00	2,984.04	70.2
500.534 Sidewalk Maint Repair	22,000.00	22,000.00	17,777.00	0.00	0.00	4,223.00	80.8
500.535 Flags	1,200.00	1,200.00	1,548.50	0.00	0.00	-348.50	129.0
500.540 Dues & Subscriptions	1,000.00	1,000.00	2,665.00	0.00	0.00	-1,665.00	266.5
500.545 Training	5,300.00	5,300.00	1,094.33	0.00	0.00	4,205.67	20.6
500.547 Hurricane Expenditure	25,000.00	25,000.00	287.50	0.00	0.00	24,712.50	1.2
500.550 Operating Expenses	55,000.00	55,000.00	69,593.67	10,495.22	0.00	-14,593.67	126.5
500.624 Capital Outlay-Bldg. Improvemt	75,000.00	75,000.00	24,077.91	4,010.00	0.00	50,922.09	32.1
500.640 Capital Outlay - Equipt & Mach	26,500.00	26,500.00	4,306.13	0.00	0.00	22,193.87	16.2
500.644 Capital Outlay-Vehicles	289,500.00	289,500.00	220,985.01	0.00	0.00	68,514.99	76.3
Mun Srvcs - Public Works Div	2,607,900.00	2,607,900.00	2,300,874.64	173,467.56	0.00	307,025.36	88.2
Dept: 541.200 Mun Srvcs - Comm Stnds Div							
500.140 Overtime Salaries	35,000.00	35,000.00	0.00	0.00	0.00	35,000.00	0.0
500.315 Professional Services	25,000.00	25,000.00	0.00	0.00	0.00	25,000.00	0.0
500.345 Contractual Services	134,271.00	134,271.00	0.00	0.00	0.00	134,271.00	0.0
500.410 Communications	14,400.00	14,400.00	0.00	0.00	0.00	14,400.00	0.0

For the Period: 10/1/2019 to 8/31/2020	Original Bud.	Amended Bud.	YTD Actual	CURR MTH	Encumb. YTD	UnencBal	% Bud
Fund: 001 - General Fund							
Expenditures							
Mun Srvcs - Comm Stnds Div	208,671.00	208,671.00	0.00	0.00	0.00	208,671.00	0.0
Dept: 572.000 Recreation							
500.311 Advertisements	3,150.00	3,150.00	1,170.60	0.00	0.00	1,979.40	37.2
500.342 Senior Rec. Ctr. Contract	79,631.00	79,631.00	72,450.78	6,177.58	0.00	7,180.22	91.0
500.343 Beach Maintenance Contract	264,000.00	264,000.00	216,677.00	20,500.00	0.00	47,323.00	82.1
500.345 Contractual Services	26,500.00	26,500.00	24,500.00	0.00	0.00	2,000.00	92.5
500.347 Programs	20,000.00	20,000.00	5,034.60	0.00	0.00	14,965.40	25.2
500.430 Electric Service	800.00	800.00	437.12	38.50	0.00	362.88	54.6
500.460 Equipment Maintenance	8,000.00	8,000.00	9,807.56	879.53	0.00	-1,807.56	122.6
500.469 Buoy Maintenance	9,000.00	9,000.00	2,350.80	0.00	0.00	6,649.20	26.1
500.495 Special Events	114,100.00	114,100.00	86,336.64	194.80	0.00	27,763.36	75.7
500.510 Office Supplies	600.00	600.00	621.44	0.00	0.00	-21.44	103.6
500.520 Bldg. Maintenance	44,500.00	44,500.00	12,433.09	0.00	0.00	32,066.91	27.9
500.536 Sea Oats	12,000.00	12,000.00	8,269.89	0.00	0.00	3,730.11	68.9
500.550 Operating Expenses	82,000.00	82,000.00	58,050.81	69.56	0.00	23,949.19	70.8
500.640 Capital Outlay - Equipt & Mach	32,500.00	32,500.00	29,682.30	0.00	0.00	2,817.70	91.3
Recreation	696,781.00	696,781.00	527,822.63	27,859.97	0.00	168,958.37	75.8
Dept: 581.100 Interfund Transfers							
500.915 Transfer to Parking Fund	500,000.00	500,000.00	0.00	0.00	0.00	500,000.00	0.0
500.997 To Fire Fund - Ocean Patrol	13,000.00	13,000.00	9,750.00	0.00	0.00	3,250.00	75.0
Interfund Transfers	513,000.00	513,000.00	9,750.00	0.00	0.00	503,250.00	1.9
Expenditures	14,309,025.00	14,309,025.00	11,300,320.98	907,024.47	26,412.32	2,982,291.70	79.2
Net Effect for General Fund	-963,671.00	-963,671.00	3,379,401.48	-571,959.18	26,412.32	-4,316,660.16	-347.9
Change in Fund Balance:			3,379,401.48				

For the Period: 10/1/2019 to 8/31/2020	Original Bud.	Amended Bud.	YTD Actual	CURR MTH	Encumb. YTD	UnencBal	% Bud
Fund: 101 - Special Revenue-Police Conf							
Revenues							
Dept: 306.000 Miscellaneous Revenues							
369.100 Miscellaneous Revenues	0.00	0.00	156.56	0.00	0.00	-156.56	0.0
Miscellaneous Revenues	0.00	0.00	156.56	0.00	0.00	-156.56	0.0
Revenues	0.00	0.00	156.56	0.00	0.00	-156.56	0.0
Net Effect for Special Revenue-Police Conf	0.00	0.00	156.56	0.00	0.00	-156.56	0.0
Change in Fund Balance:			156.56				

Town of Lauderdale by the Sea

For the Period: 10/1/2019 to 8/31/2020	Original Bud.	Amended Bud.	YTD Actual	CURR MTH	Encumb. YTD	UnencBal	% Bud
Fund: 103 - Sewer Fund							
Revenues							
Dept: 304.000 Charges for Services							
343.500 Sewer Fees	1,128,896.00	1,128,896.00	1,094,416.73	95,375.93	0.00	34,479.27	96.9
Charges for Services	1,128,896.00	1,128,896.00	1,094,416.73	95,375.93	0.00	34,479.27	96.9
Dept: 306.000 Miscellaneous Revenues							
361.100 Interest Earnings	2,000.00	2,000.00	5,459.55	41.95	0.00	-3,459.55	273.0
Miscellaneous Revenues	2,000.00	2,000.00	5,459.55	41.95	0.00	-3,459.55	273.0
Revenues	1,130,896.00	1,130,896.00	1,099,876.28	95,417.88	0.00	31,019.72	97.3
Expenditures							
Dept: 535.000 Sanitary Sewers							
500.120 Regular Salaries	76,200.00	76,200.00	70,201.48	5,948.18	0.00	5,998.52	92.1
500.140 Overtime Salaries	5,000.00	5,000.00	2,302.08	102.75	0.00	2,697.92	46.0
500.210 Employer FICA Taxes	5,900.00	5,900.00	5,375.85	461.35	0.00	524.15	91.1
500.220 Retirement	13,500.00	13,500.00	11,104.46	986.06	0.00	2,395.54	82.3
500.230 Group Insurance	9,307.00	9,307.00	7,129.38	473.43	0.00	2,177.62	76.6
500.315 Professional Services	30,000.00	30,000.00	0.00	0.00	0.00	30,000.00	0.0
500.340 Sewer/Wastewater	672,500.00	672,500.00	719,397.45	68,975.70	0.00	-46,897.45	107.0
500.345 Contractual Services	17,689.00	17,689.00	15,829.11	1,439.01	0.00	1,859.89	89.5
500.430 Electric Service	16,210.00	16,210.00	14,161.74	1,238.81	0.00	2,048.26	87.4
500.431 Water Service	360.00	360.00	176.65	40.85	0.00	183.35	49.1
500.459 Sewer Line Maintenance	12,500.00	12,500.00	80,155.93	0.00	0.00	-67,655.93	641.2
500.465 Pump Station Maintenance	3,000.00	3,000.00	0.00	0.00	0.00	3,000.00	0.0
500.497 Contingency	100,000.00	100,000.00	0.00	0.00	0.00	100,000.00	0.0
500.550 Operating Expenses	1,750.00	1,750.00	1,002.16	0.00	0.00	747.84	57.3
500.630 Cap Outlay Imp other than bldg	150,180.00	150,180.00	24,944.00	0.00	0.00	125,236.00	16.6
500.640 Capital Outlay - Equipt & Mach	16,800.00	16,800.00	0.00	0.00	0.00	16,800.00	0.0
Sanitary Sewers	1,130,896.00	1,130,896.00	951,780.29	79,666.14	0.00	179,115.71	84.2
Expenditures	1,130,896.00	1,130,896.00	951,780.29	79,666.14	0.00	179,115.71	84.2
Net Effect for Sewer Fund	0.00	0.00	148,095.99	15,751.74	0.00	-148,095.99	0.0
Change in Fund Balance:			148,095.99				

For the Period: 10/1/2019 to 8/31/2020	Original Bud.	Amended Bud.	YTD Actual	CURR MTH	Encumb. YTD	UnencBal	% Bud
Fund: 115 - Fire Fund							
Revenues							
Dept: 000.000 Appropriated Fund Balance							
380.203 Appropriation fromFireFd/Veh R	231,393.00	231,393.00	0.00	0.00	0.00	231,393.00	0.0
Appropriated Fund Balance	231,393.00	231,393.00	0.00	0.00	0.00	231,393.00	0.0
Dept: 301.050 Fire Assessment							
311.200 Property Tax-Fire Assessment	1,033,754.00	1,033,754.00	1,049,497.39	0.00	0.00	-15,743.39	101.5
Fire Assessment	1,033,754.00	1,033,754.00	1,049,497.39	0.00	0.00	-15,743.39	101.5
Dept: 304.000 Charges for Services							
342.210 Fire Inspection Fees	33,000.00	33,000.00	36,384.74	266.00	0.00	-3,384.74	110.3
Charges for Services	33,000.00	33,000.00	36,384.74	266.00	0.00	-3,384.74	110.3
Dept: 306.000 Miscellaneous Revenues							
361.100 Interest Earnings	2,000.00	2,000.00	5,780.77	49.70	0.00	-3,780.77	289.0
369.100 Miscellaneous Revenues	0.00	0.00	150.00	150.00	0.00	-150.00	0.0
Miscellaneous Revenues	2,000.00	2,000.00	5,930.77	199.70	0.00	-3,930.77	296.5
Dept: 581.100 Interfund Transfers							
381.105 Transfer from General Fund	13,000.00	13,000.00	9,750.00	0.00	0.00	3,250.00	75.0
Interfund Transfers	13,000.00	13,000.00	9,750.00	0.00	0.00	3,250.00	75.0
Revenues	1,313,147.00	1,313,147.00	1,101,562.90	465.70	0.00	211,584.10	83.9
Expenditures							
Dept: 522.000 Fire Department							
500.151 Fire Dept Pension	6,000.00	6,000.00	0.00	0.00	0.00	6,000.00	0.0
500.315 Professional Services	10,000.00	10,000.00	7,770.50	0.00	0.00	2,229.50	77.7
500.320 Audit Expense	7,000.00	7,000.00	7,000.00	0.00	0.00	0.00	100.0
500.345 Contractual Services	849,106.00	849,106.00	778,347.13	70,758.83	0.00	70,758.87	91.7
500.624 Capital Outlay-Bldg. Improvemt	369,041.00	369,041.00	19,856.70	0.00	0.00	349,184.30	5.4
500.644 Capital Outlay-Vehicles	50,000.00	50,000.00	0.00	0.00	18,210.92	31,789.08	36.4
500.912 Transfer to General Fund	22,000.00	22,000.00	16,500.00	0.00	0.00	5,500.00	75.0
Fire Department	1,313,147.00	1,313,147.00	829,474.33	70,758.83	18,210.92	465,461.75	64.6
Expenditures	1,313,147.00	1,313,147.00	829,474.33	70,758.83	18,210.92	465,461.75	64.6
Net Effect for Fire Fund	0.00	0.00	272,088.57	-70,293.13	18,210.92	-253,877.65	0.0
Change in Fund Balance:			272,088.57				

For the Period: 10/1/2019 to 8/31/2020	Original Bud.	Amended Bud.	YTD Actual	CURR MTH	Encumb. YTD	UnencBal	% Bud
Fund: 300 - Capital Project Fund							
Revenues							
Dept: 000.000 Appropriated Fund Balance							
380.200 Appropriated Fund Balance	1,700,000.00	1,700,000.00	0.00	0.00	0.00	1,700,000.00	0.0
380.204 Appropriated from El Mar Reser	300,000.00	300,000.00	0.00	0.00	0.00	300,000.00	0.0
Appropriated Fund Balance	2,000,000.00	2,000,000.00	0.00	0.00	0.00	2,000,000.00	0.0
Dept: 303.000 Intergovernmental Revenues							
334.928 Broward County-Palm Club Sewer	150,000.00	150,000.00	0.00	0.00	0.00	150,000.00	0.0
Intergovernmental Revenues	150,000.00	150,000.00	0.00	0.00	0.00	150,000.00	0.0
Dept: 306.000 Miscellaneous Revenues							
361.100 Interest Earnings	3,130.00	3,130.00	16,623.50	117.65	0.00	-13,493.50	531.1
361.104 Pompano Beach-Palm Club Sewer	150,000.00	150,000.00	0.00	0.00	0.00	150,000.00	0.0
Miscellaneous Revenues	153,130.00	153,130.00	16,623.50	117.65	0.00	136,506.50	10.9
Revenues	2,303,130.00	2,303,130.00	16,623.50	117.65	0.00	2,286,506.50	0.7
Expenditures							
Dept: 519.000 General							
500.120 Regular Salaries	29,000.00	29,000.00	26,784.88	2,286.15	0.00	2,215.12	92.4
500.210 Employer FICA Taxes	2,330.00	2,330.00	2,022.07	174.89	0.00	307.93	86.8
500.220 Retirement	7,300.00	7,300.00	12,256.29	1,449.01	0.00	-4,956.29	167.9
500.230 Group Insurance	4,500.00	4,500.00	4,165.80	403.20	0.00	334.20	92.6
500.315 Professional Services	20,000.00	20,000.00	0.00	0.00	0.00	20,000.00	0.0
500.497 Contingency	20,000.00	20,000.00	0.00	0.00	0.00	20,000.00	0.0
General	83,130.00	83,130.00	45,229.04	4,313.25	0.00	37,900.96	54.4
Dept: 519.153 Hibiscus- Seagrape to A1A							
500.630 Cap Outlay Imp other than bldg	50,000.00	50,000.00	0.00	0.00	0.00	50,000.00	0.0
Hibiscus- Seagrape to A1A	50,000.00	50,000.00	0.00	0.00	0.00	50,000.00	0.0
Dept: 519.154 Neighborhood Street Lighting							
500.630 Cap Outlay Imp other than bldg	100,000.00	100,000.00	4,350.00	0.00	0.00	95,650.00	4.4
Neighborhood Street Lighting	100,000.00	100,000.00	4,350.00	0.00	0.00	95,650.00	4.4
Dept: 519.162 Town Hall Complex							
500.631 Capital Outlay - ADA	65,000.00	65,000.00	68,924.00	21,566.50	63,543.00	-67,467.00	203.8
Town Hall Complex	65,000.00	65,000.00	68,924.00	21,566.50	63,543.00	-67,467.00	203.8
Dept: 534.167 A1A Streetscape: Comm'l to Dat							
500.630 Cap Outlay Imp other than bldg	380,000.00	380,000.00	0.00	0.00	0.00	380,000.00	0.0
A1A Streetscape: Comm'l to Dat	380,000.00	380,000.00	0.00	0.00	0.00	380,000.00	0.0
Dept: 534.169 A1A Commercial Street Lightin							
500.630 Cap Outlay Imp other than bldg	250,000.00	250,000.00	0.00	0.00	0.00	250,000.00	0.0
A1A Commercial Street Lightin	250,000.00	250,000.00	0.00	0.00	0.00	250,000.00	0.0
Dept: 545.161 Sidewalk Compliance Study							
500.630 Cap Outlay Imp other than bldg	20,000.00	20,000.00	13,056.60	0.00	0.00	6,943.40	65.3
Sidewalk Compliance Study	20,000.00	20,000.00	13,056.60	0.00	0.00	6,943.40	65.3
Dept: 559.023 Dredging Study							
500.630 Cap Outlay Imp other than bldg	35,000.00	35,000.00	22,426.13	0.00	0.00	12,573.87	64.1
Dredging Study	35,000.00	35,000.00	22,426.13	0.00	0.00	12,573.87	64.1
Dept: 559.024 East Terra Mar Drive							
500.630 Cap Outlay Imp other than bldg	700,000.00	700,000.00	41,085.39	382.50	0.00	658,914.61	5.9
East Terra Mar Drive	700,000.00	700,000.00	41,085.39	382.50	0.00	658,914.61	5.9
Dept: 559.025 Bel Air -Seawall Repair- East							

For the Period: 10/1/2019 to 8/31/2020	Original Bud.	Amended Bud.	YTD Actual	CURR MTH	Encumb. YTD	UnencBal	% Bud
Fund: 300 - Capital Project Fund							
Expenditures							
Dept: 559.025 Bel Air -Seawall Repair- East							
500.630 Cap Outlay Imp other than bldg	100,000.00	100,000.00	0.00	0.00	0.00	100,000.00	0.0
Bel Air -Seawall Repair- East	100,000.00	100,000.00	0.00	0.00	0.00	100,000.00	0.0
Dept: 576.115 Datura Portal							
500.630 Cap Outlay Imp other than bldg	200,000.00	200,000.00	0.00	0.00	0.00	200,000.00	0.0
Datura Portal	200,000.00	200,000.00	0.00	0.00	0.00	200,000.00	0.0
Dept: 576.129 Palm Club Sewer							
500.630 Cap Outlay Imp other than bldg	400,000.00	400,000.00	130,933.00	6,896.25	0.00	269,067.00	32.7
Palm Club Sewer	400,000.00	400,000.00	130,933.00	6,896.25	0.00	269,067.00	32.7
Dept: 577.100 Friedt Park							
500.630 Cap Outlay Imp other than bldg	0.00	0.00	161,215.20	58,236.10	3,997.90	-165,213.10	0.0
Friedt Park	0.00	0.00	161,215.20	58,236.10	3,997.90	-165,213.10	0.0
Dept: 579.169 Greenway- El Mar Drive							
500.630 Cap Outlay Imp other than bldg	300,000.00	300,000.00	124,842.29	42,424.75	0.00	175,157.71	41.6
Greenway- El Mar Drive	300,000.00	300,000.00	124,842.29	42,424.75	0.00	175,157.71	41.6
Expenditures	2,683,130.00	2,683,130.00	612,061.65	133,819.35	67,540.90	2,003,527.45	25.3
Net Effect for Capital Project Fund	-380,000.00	-380,000.00	-595,438.15	-133,701.70	67,540.90	282,979.05	174.5
Change in Fund Balance:			-595,438.15				

For the Period: 10/1/2019 to 8/31/2020	Original Bud.	Amended Bud.	YTD Actual	CURR MTH	Encumb. YTD	UnencBal	% Bud
Fund: 310 - Parking Fund							
Revenues							
Dept: 000.000 Appropriated Fund Balance							
380.200 Appropriated Fund Balance	0.00	427,786.00	0.00	0.00	0.00	427,786.00	0.0
Appropriated Fund Balance	0.00	427,786.00	0.00	0.00	0.00	427,786.00	0.0
Dept: 302.000 Licenses & Permits							
313.101 PILOP Fee	8,000.00	8,000.00	22,560.10	0.00	0.00	-14,560.10	282.0
Licenses & Permits	8,000.00	8,000.00	22,560.10	0.00	0.00	-14,560.10	282.0
Dept: 304.000 Charges for Services							
344.500 Parking Permits	130,000.00	130,000.00	96,016.06	2,086.00	0.00	33,983.94	73.9
344.520 Parking Agreements	62,962.00	62,962.00	62,962.50	0.00	0.00	-0.50	100.0
344.551 South Ocean	150,000.00	150,000.00	124,791.76	12,779.44	0.00	25,208.24	83.2
344.552 Ocean Front Meters	270,000.00	270,000.00	254,858.91	22,679.73	0.00	15,141.09	94.4
344.553 Commmercial Blvd. Meters	200,000.00	200,000.00	138,248.03	7,175.61	0.00	61,751.97	69.1
344.554 Parking Meters - Beach	330,000.00	330,000.00	206,788.09	22,672.01	0.00	123,211.91	62.7
344.556 El Prado Parking Lot	301,000.00	301,000.00	290,041.82	33,239.92	0.00	10,958.18	96.4
344.558 Town Hall Parking Lot	15,000.00	15,000.00	13,289.97	2,801.73	0.00	1,710.03	88.6
344.559 El Mar Parking Lot	195,000.00	195,000.00	167,851.14	16,414.49	0.00	27,148.86	86.1
344.560 A1A Parking Lot	350,000.00	350,000.00	293,930.50	29,524.19	0.00	56,069.50	84.0
344.563 Bougainvilla/ Poinciana	90,000.00	90,000.00	84,790.06	10,776.04	0.00	5,209.94	94.2
344.564 Eastward Strand Parking Spaces	0.00	0.00	49,976.30	6,494.94	0.00	-49,976.30	0.0
Charges for Services	2,093,962.00	2,093,962.00	1,783,545.14	166,644.10	0.00	310,416.86	85.2
Dept: 305.000 Fines & Forfeitures							
354.100 Parking Fines	75,000.00	75,000.00	89,318.59	625.00	0.00	-14,318.59	119.1
Fines & Forfeitures	75,000.00	75,000.00	89,318.59	625.00	0.00	-14,318.59	119.1
Dept: 306.000 Miscellaneous Revenues							
361.100 Interest Earnings	600.00	600.00	20,271.59	149.88	0.00	-19,671.59	3378.6
Miscellaneous Revenues	600.00	600.00	20,271.59	149.88	0.00	-19,671.59	3,378.6
Revenues	2,177,562.00	2,605,348.00	1,915,695.42	167,418.98	0.00	689,652.58	73.5
Expenditures							
Dept: 545.000 Parking Operations							
500.120 Regular Salaries	151,670.00	151,670.00	135,667.71	11,711.38	0.00	16,002.29	89.4
500.140 Overtime Salaries	2,000.00	2,000.00	1,914.00	0.00	0.00	86.00	95.7
500.210 Employer FICA Taxes	11,650.00	11,650.00	10,093.29	874.30	0.00	1,556.71	86.6
500.220 Retirement	18,300.00	18,300.00	17,732.78	2,122.50	0.00	567.22	96.9
500.230 Group Insurance	38,298.00	38,298.00	34,321.05	2,962.13	0.00	3,976.95	89.6
500.315 Professional Services	0.00	0.00	8,000.00	0.00	0.00	-8,000.00	0.0
500.345 Contractual Services	356,617.00	356,617.00	202,053.13	10,924.84	0.00	154,563.87	56.7
500.353 Parking Alternatives	201,000.00	201,000.00	122,128.94	13,669.83	0.00	78,871.06	60.8
500.410 Communications	8,316.00	8,316.00	912.52	86.11	0.00	7,403.48	11.0
500.430 Electric Service	4,158.00	4,158.00	3,649.23	335.76	0.00	508.77	87.8
500.431 Water Service	16,500.00	16,500.00	14,588.93	881.91	0.00	1,911.07	88.4
500.445 Equip Rent/Lease	21,871.00	21,871.00	0.00	0.00	0.00	21,871.00	0.0
500.461 Vehicle Maintenance	5,000.00	5,000.00	2,368.65	0.00	0.00	2,631.35	47.4
500.462 Fuel	600.00	600.00	2,129.97	0.00	0.00	-1,529.97	355.0
500.463 Service Maintenance Contracts	24,750.00	24,750.00	19,530.00	1,980.00	0.00	5,220.00	78.9
500.497 Contingency	25,000.00	25,000.00	0.00	0.00	0.00	25,000.00	0.0
500.506 Printing & Binding	6,000.00	6,000.00	2,009.32	0.00	0.00	3,990.68	33.5
500.508 Postage	2,000.00	2,000.00	569.00	47.26	0.00	1,431.00	28.5
500.510 Office Supplies	1,000.00	1,000.00	272.93	0.00	0.00	727.07	27.3
500.525 Uniform Expense	1,665.00	1,665.00	818.54	0.00	0.00	846.46	49.2
500.532 Signs	8,000.00	8,000.00	7,407.51	396.00	0.00	592.49	92.6
500.533 Parking Meter Parts-Supplies	65,100.00	65,100.00	51,246.49	0.00	0.00	13,853.51	78.7
500.545 Training	2,500.00	2,500.00	0.00	0.00	0.00	2,500.00	0.0
500.550 Operating Expenses	20,000.00	20,000.00	11,726.21	309.96	0.00	8,273.79	58.6
500.630 Cap Outlay Imp other than bldg	393,460.00	821,246.00	321,139.66	19,660.11	225,414.77	274,691.57	66.6

For the Period: 10/1/2019 to 8/31/2020	Original Bud.	Amended Bud.	YTD Actual	CURR MTH	Encumb. YTD	UnencBal	% Bud
Fund: 310 - Parking Fund							
Expenditures							
Dept: 545.000 Parking Operations							
500.640 Capital Outlay - Equipt & Mach	75,190.00	75,190.00	67,427.44	0.00	0.00	7,762.56	89.7
500.644 Capital Outlay-Vehicles	18,000.00	18,000.00	0.00	0.00	0.00	18,000.00	0.0
Parking Operations	1,478,645.00	1,906,431.00	1,037,707.30	65,962.09	225,414.77	643,308.93	66.3
Dept: 581.100 Interfund Transfers							
500.912 Transfer to General Fund	698,917.00	698,917.00	524,187.75	0.00	0.00	174,729.25	75.0
Interfund Transfers	698,917.00	698,917.00	524,187.75	0.00	0.00	174,729.25	75.0
Expenditures	2,177,562.00	2,605,348.00	1,561,895.05	65,962.09	225,414.77	818,038.18	68.6
Net Effect for Parking Fund	0.00	0.00	353,800.37	101,456.89	225,414.77	-128,385.60	0.0
Change in Fund Balance:			353,800.37				
Grand Total Net Effect:	-1,343,671.00	-1,343,671.00	3,558,104.82	-658,745.38	337,578.91	-4,564,196.91	

Town of Lauderdale-by-the-Sea
Cash and Investment Report
as of August
2020

Bank / Other	GL No.	Bank No.	Account Name	Account Type	Bank/ Pool	Balance 8/31/2020	Interest/ Avg % Yield	Interest/Chg Mkt Value	Interest/ Year to Date
			001 General Fund:						
SunTrust	101.000	8015	Master Account	Advantage NOW	SunTrust	8,787,073.72	0.02%	135.61	62,713.06
SunTrust	101.009	6876	Emergency Reserve	Advantage NOW	SunTrust	2,500,000.00	0.02%	Included Above	Included Above
			GENERAL FUND	BANK SUBTOTAL		11,287,073.72		135.61	62,713.06
SBA	101.300	1471-A	General Fund Invest Acct A	SBA Invest Pool	SBA	173,695.63	0.39%	57.47	1,747.97
SBA	101.400	1472-A	Emergency Reserves Acct A	SBA Invest Pool	SBA	84,270.66	0.39%	27.88	965.34
			GENERAL FUND	SBA SUBTOTAL		257,966.29		85.35	2,713.31
			GENERAL FUND	GRAND TOTAL		11,545,040.01		220.96	65,426.37
			101 Police Forfeiture & Training						
SunTrust	101.100	9613	Police Forfeiture Fund	Advantage NOW	SunTrust	13,743.03	0.02%	Included Above	Included Above
			POLICE FUND	TOTAL		13,743.03		**0.00**	0.00
			103 Sewer Enterprise Fund						
SunTrust	101.105	9999	Cash	Advantage NOW	SunTrust	1,423,272.47	0.02%	16.54	5,459.55
			SEWER FUND	TOTAL		1,423,272.47		16.54	5,459.55
			115 Fire Fund:						
SunTrust	101.109	5379	Fire Fund Account	Advantage NOW		1,600,180.55	0.02%	19.05	5,780.77
			FIRE FUND	GRAND TOTAL		1,600,180.55		19.05	5,780.77
			300 Capital Improvement Fund:						
SunTrust	101.115	0010	Cash	Advantage NOW	SunTrust	3,895,585.43	0.02%	45.29	16,623.50
			CAPITAL IMPROVEMENT FUND	TOTAL		3,895,585.43		45.29	16,623.50
			310 Parking Improvement Fund						
SunTrust	101.125	0120	Parking Improvement Account	Advantage NOW	SunTrust	5,194,415.15	0.02%	59.23	20,207.09
SunTrust	101.128	8554	PILOP Account	Advantage NOW	SunTrust	32,621.00	0.02%	0.35	64.50
			PARKING FUND	TOTAL		5,227,036.15		59.58	20,271.59
			ALL FUNDS	GRAND TOTAL		23,704,857.64		361.42	113,561.78

Town of Lauderdale-by-the-Sea
Cash and Investment Report
as of August
2020

Summary by Investment Type	Amount	Percent
Interest Bearing Checking	23,446,891.35	99%
Non-interest Bearing Checking	0.00	0%
SBA Trust Fund/Pools	257,966.29	1%
Repurchase Agreements	0.00	0%
Money Market Funds	0.00	0%
U.S. Securities/Treasuries	0.00	0%
U.S. Federal Agencies	0.00	0%
Federal Instrumentalities	0.00	0%
GRAND TOTAL	23,704,857.64	100%

Summary by Fund		Amount	Percent
101.000/101-400	General Fund	11,545,040.01	49%
	Police Fund	13,743.03	0%
	Sewer Fund	1,423,272.47	6%
	Fire Fund	1,600,180.55	7%
	Capital Improvement Fund	3,895,585.43	16%
	Parking Fund	5,227,036.15	22%
	GRAND TOTAL	23,704,857.64	100%

Summary by Bank/Pool		Amount	Percent
	SunTrust	23,446,891.35	99%
	Florida Prime/State Board of Admin.	257,966.29	1%
	GRAND TOTAL	23,704,857.64	100%

Agenda Item No: 8.c

Town Commission Agenda Item Report

Meeting Date: October 27, 2020
Submitted By: Bill Vance
Submitting Department: Administration
Item Type: Report
Agenda Section: TOWN MANAGER REPORT

Subject Title:

Town Manager Report (Bill Vance, Town Manager/Neysa Herrera, Assistant to the Town Manager)

Explanation:

Phase 3 Reopening

On October 16, the County released Emergency Order 20-28, which extends by one hour, until midnight, on-premise consumption of food and alcohol at all establishments in Broward County. The order prohibits dine-in service between 12AM and 5AM, and alcohol consumption in open containers or to-go cups remains prohibited in public spaces such as beaches, beach boardwalks, parks, streets, parking lots and other areas identified in the order. Take-out and food delivery is still permitted.

Social distancing and facial covering requirements, restaurant capacity limits and sanitation and safety requirements to prevent the spread of COVID-19 remain in effect.

Census Update

On October 13th, the Supreme Court of the United States approved a request to suspend a lower court order that extended the census collection schedule to October 31st. Online data collection ended on October 15th. The Lauderdale-By-The-Sea response rate as of October 15, 2020 was 44.3%; Broward County and the State reached a response rate of 63.2% and 63.8%, respectively.

The Census Bureau will complete their review of all response and provide a final response percentage after the deadline of December 31, 2020. It is also important to note that only 35% of LBTS properties are homesteaded. The Census counts people at the place they are living and sleeping most of the time as of April 1, 2020. Therefore, the counts represented may not account for the transient nature of many LBTS residents.

Finance: Truth in Millage (TRIM) Certification

The Department of Revenue has reviewed the millage certification documents that the Town of Lauderdale-By-The-Sea submitted. The Department has found no violation of the certification requirements per the Florida Statutes, and therefore accepts the certification as meeting the stated requirements.

The Department has also reviewed the maximum millage levy calculation final disclosure documents the Town submitted. The Department's review included documents relating to the millage levying processes and the total taxes levied by your principal taxing authority and any dependent special districts. Based on these documents, the Department has determined that LBTS is in compliance with the maximum total taxes levied requirements, and thus the maximum millage levy requirements stated in Florida Statutes. Special thanks to the LBTS Finance Department and our Town Clerk for coordinating the prompt submittal of the millage certification documents.

Capital Improvement Projects

The **Dredging Study** has been completed. Staff will continue working with the Chappell Group for bid specifications for FY22.

The **Terra Mar Storm Sewer** project is anticipated to start the week of November 2nd. Public Works Director, Ken Rubach, hosted a virtual meeting with Terra Mar Island Residents on October 15th and a preconstruction meeting with the contractor on October 23rd.

Staff is excited to announce that the **Hibiscus/A1a Crosswalk** has been completed.

Staff is currently working to secure grant funding for the **Palm Club Septic-to-Sewer** project. The plans are now completed and permits have been issued. Staff is working with our consulting engineers to compile project specifications for bid or CMAR.

The **Stormwater Master Plan Update** has been completed. A presentation will be given by Baxter & Woodman at the November Town Commission Meeting.

All poles, conduit, and electric wiring has been run to the **security camera** poles. Contractors met at the Cristelle site to review the work needed to install the antenna. This work is scheduled to begin on October 28th. Camera installation will begin the week of October 19th.

Other Projects

Municipal Services Director and staff has completed the following **attention to detail projects**:

- Replaced yield sign and pole on Basin Drive
- Painted and striped parking spaces on Commercial Boulevard
- Sprayed and removed weeds in parking area on Harbor Drive
- Removed and replaced bushes in center median on Commercial Boulevard
- Painted faded poles and seating at the Tennis Court shelter.

The first **utility box wrap** was completed the week of October 19th. The installation of the wraps has been delayed due to weather and other scheduling conflicts.

The Town's electrical contractor, Kilowatt Electric, has begun installing the security **camera poles**, which arrived on October 2nd. Staff anticipates receiving the cameras the week of October 19th.

Development Services staff continues to coordinate with Broward County Transit (BCT) the installation of new **bus shelters** in Town.

Contractors have submitted a permit application for a new shelter adjacent to Royal Coast Condominium (across from the Assumption Church). BCT has decided to move the bus stop from its current location by the beach access path for several reasons, including:

- The current/existing location does not have enough available right-of-way (ROW) to construct the approved prefabricated transit shelter, the applicable site amenities and associated ADA infrastructure.
- An alternative location was considered south of existing Bus Stop ID 946 (in front of Sea Watch) but an easement may be necessary to support the relevant construction. Also, at this location passengers would end up being discharged at a bus stop without a clearly delineated crosswalk and traffic light to permit safe pedestrian foot traffic to cross A1A.
- The proposed location in front of Royal Coast provides enough available ROW and a delineated crosswalk for pedestrian traffic as well as a nearby traffic light, resulting in a much safer alternative.

We anticipate construction to begin in November.

Debbie Hime, the Town's Marketing and Events Manager, has finalized the artwork for the Datura portal beach sign. This initiative is part of the Town's efforts to enhance our niche tourism markets with the new hashtag #DIVELBTS for social media engagement. In addition, the Town has partnered with local business, GUG Underwater to take an underwater video and photos of LBTS diving to be posted on our diving landing page(s) on discoverlbts.com.

AREA 1: SUSTAINABILITY ● RESILIENCY ● ENVIRONMENT		
Goal 1.1	**PROTECT THE BEACH**	
1.1.1	Planting took place at Coastal Arms Dune on 1-18-20 & 2-8-20 Post and rope was added around the new dune in February 2020 **10-27-20 - Invasive species were removed from the Pine ave portal and replaced with native dune vegetation. Staff will continue to removed invasive species over the next year and replant appropriate species.**	Ken Rubach
1.1.2	January 2020 Staff has begun working with a consultant on the initial steps to creating a dune management plan, this is expected to continue throughout the rest of 2020 and reaching into 2021	
Goal 1.2	**PROTECT EXISTING CORAL REEFS AND DEVELOP NEW ONES**	Steve d'Oliveira
1.2.1	Update Commission in March/April on latest out-planting. Explore media coverage for our second 5-year coral restoration project	
1.2.2	Coordinate with Broward county on their mitigation reef project stemming from the Segment II beach re-nourishment project. The County plans to deploy several acres of concrete reef modules in 20 feet of water north and south of the pier. The project was held up due to a bid appeal. The bid has now been awarded. Construction may possibly begin this summer. Waiting on final word from the county	
1.2.3	Fund Phase II plantings of the NSU Staghorn Coral project in LBTS. COMPLETE 2-20-2020 1,000 corals were out-planted in December 2019. NSU plans to plant 500 more corals by April and 500 more in the fall. 7-21-20 Because of the extreme warm ocean temperatues, NSU plans to wait until the fall or winter to finish the out-planting for the second five-year project the Commission approved	
1.2.4	Implement a limestone boulder project to create a new habitat for tropical fish that can be easily accessed by snorkelers. The proposal calls for placing several tons of limestone boulders in 12 feet of water off El Prado Park close to swim buoys. 7-21-20 Because of the pandemic, staff recommends waiting until the economy recovers, as a TDC reef grant will probably not be feasible until tourism dollars rebound.	
Goal 1.3	**PROACTIVELY ADDRESS LOCAL LEA LEVEL RISE ISSUES**	

1.3.1	Evaluate seawall standards and recommend ordinance 9-26-18 - Collected recent seawall ordinances. Waiting for County and Corp of Engineers' study 10-23-18 - Municipal seawall workshop on Nov. 16, 2018 - staff attended 9-26-19 - The Planning Council will review language regarding resiliency that includes regulations regarding sea wall height at the September 26, 2019 meeting 5-26-20 - The county approved a Countywide standard on March 31, 2020. Development Services staff will moving forward to ensure the Town is in compliance with the County's new regulations regarding sea wall height. County deadline is March 2022. **10-27-20 - Stormwater Master Plan update has been completed and will be presented to the Commission in November**	Linda Connors
1.3.2		
AREA 2: PARKING & TRANSPORTATION		
Goal 2.1	**IMPROVE OUR PARKING SYSTEM**	Bill Vance Neysa Herrea Ken Rubach
2.1.1	Change to staff, will install EV charging station in A1A lot in March 2020 4-28-20 - Charging Station equipment has been received, the concrete pad has been pour, and the wiring has be run. Awaiting a scheduled install date from ChargePoint, anticipating May 2020. 5-20-20: On May 7th, 2020, ChargePoint installed the EV Charging station in the A1A lot. Electric car users, will be able to find the station via the ChargePoint App, Google Maps, Apple Maps. 5-20-20 - Parking Consultant (Desman) submitted a draft of their study to staff for review. The memorandum includes recommendations related to potential properties for parking, updates to the existing Parking Study from 2015, and technologies for maximizing efficiency in parking utilization.	
2.1.2	Implement a system that notifies the driving the public of available parking spaces. i. Analyze the cost of the technology to identify and display available parking spaces in lots. ii. Decide whether to proceed to Requests for Proposals 4-28-20: Staff participated in call with Parking Consultant (Desman) on Thursday, April 23, to discuss potential software options and mobile applications that notifies drivers of available spaces. Consultant will submit recommendations to staff by May 8. 5-26-20 - Implement a system that notifies the driving the public of available parking spaces	

2.1.3	January 2020 - Installation of Bollards along the path of the new island adjacent to Bougainvilla/Poinciana is scheduled for Spring 2020. 4-28-20 - Conduit for bollards have been run and pouring of concrete footers anticipated the week of 4/27. Bollards will be installed once they arrive, anticipated delivery date is in May 2020 barring any COVID related delays	
Goal 2.2	**EVALUATE THE TOWN'S TRANSIT SERVICES / BUS SHELTERS**	
2.2.1	Evaluate public transportation options and report to Commission: (Debbie Hime and Lucila Lang)	
Goal 2.3	**REDUCE CUT-THROUGH TRAFFIC IN RESIDENTIAL NEIGHBORHOODS THROUGH THE USE OF TRAFFIC CALMING INITIATIVES IN NEIGHBORHOODS**	

2.3.1	Analyze results and determine whether to continue on a more permanent basis	Tom Palmer Ken Rubach Jay Flynn
2.3.2	February 2020 portable signs use is ongoing in several areas throughout Town. FDOT is still testing the manufacturers usage of speed sign on their roadways	
Goal 2.4	**REDUCE TRAFFIC, PEDESTRIAN, AND BICYCLE VIOLATIONS THROUGH INCREASED TRAFFICE ENFORCEMENT**	
2.4.1	Analyze results and report to the Commission Semi Annually In 2019 there was a 5.5% decrease in traffic crashes and an increase of 10.8% in traffic citations issued as compared to 2018. The breakdown are as follows: 2018 crashes 182 vs 2019 crashes 172, 2018 citations 2,288 vs. 2019 citations 2,535. It is nearly a 50/50 split between written warnings and non-moving violations	Tom Palmer
Goal 3.1	**PRESERVE THE TOWN'S HISTORY**	Linda Connors
3.1.1	Develop historic information markers or boards. FY17 – FY 21 Create a Mid Century Modern Map (MIMO)	Debbie Hime Linda Connors Steve d'Oliveira
Goal 3.2	**MAINTAIN AND IMPROVE THE WALKABILITY OF THE TOWN**	
3.2.1	Develop Walkability and Bike Master Plan for the main streets in Town. The FY19 budget includes $20,000 to develop the plan. 2-26-19 Staff is drafting RFP for release in March 9-26-19 The RFP was released this summer. One firm responded. We are currently reviewing their submittal and anticipate a contract to be scheduled for the Commission agenda in November. 2-25-20 Commission approved the Corradino Group. Staff has held kick-off meeting. Consulting are gathering public information. We expect a public meeting in April. 4-28-20 The Commission hired a consultant to develop the pedestrian plan. However, the public meeting was cancelled due to COVID19. With the success of the El Mar design project's online participation efforts, the staff will propose an online participation meeting for this project as well. 5-26-10 - The Town is moving forward with the Pedestrian Plan through online participation survey that will begin on May 26 and be available for the next two weeks. 10-27-20 - Pedestrian Plan being presented to the Commission	Linda Connors
Goal 4.1	**IMPROVE NEIGHBORHOODS**	Linda Connors Ken Rubach
4.1.1	**Neighborhood Plans.** Work with neighbors that want to create a plan to improve their neighborhood. Elements of the plan may include streetscape, swale restoration, sidewalks and streetlights	

Goal 4.2	**ADDRESS STORMWATER FLOODING**	Ken Rubach
4.2.1	Promote the merits of swale restoration - Ongoing 9-20-19 - staff is examining where swales would have the most impact. This will be a part of the stormwater master plan Promote the merits of swale restoration - Ongoing **10-27-20 - A Stormwater Master Plan update has been completed and will be presented to the Commission in November**	
Goal 4.3	**DEVELOP CONCEPTS FOR A TOWN HALL/PUBLIC SAFETY COMPLEX**	Ken Rubach Tom Palmer Jud Hopping
4.3.1	February 2020 - a space needs analysis is currently being conducted by a firm who met with FIRE and BSO to determine the amount of sq. footage and the types of usage needed for their operations 4-28-20 - Study has been completed and will be reviewed by staff.	
Goal 4.4	**SEWER RESTORATION**	
4.4.1	January 2020 - staff will line several laterals this year to test out the process and request additional funding for next year. January 2020 - staff will incorporate schedule for televising and cleaning of sewer mains.	
	AREA 5: ECONOMIC DEVELOPMENT	
Goal 5.1	**PROMOTE THE HOTEL HOSPITALITY SECTORS**	Linda Connors
5.1.1	Fast track develop building permits reviews for hotels. Ongoing	
5.1.2	**The Thunderbird (4521 N Ocean)** was cited for property maintenance issues and the case was heard by the Special Magistrate at the April 26, 2018 hearing. Compliance is required by May 22nd or fines will begin to run. This property already has fines running for the lack of maintenance on its sign. These fines totaled $730,000 as of May 2nd. Awaiting update from attorney 8-11-20 Awaiting action plan from Attorney's office.	
Goal 5.2	**Assist in making business viable on Commercial Boulevard west of Bougainvilla Drive**	
5.2.1	January 2020- Wiring of banner poles will take place in Feb/March. Once these are wired new lights will be installed upon receiving them. Additional outlets in the islands adjacent to the businesses in the plazas will also be installed in Spring 2020 to provide additional opportunities for lighting/decorations. 9-15-20 - New Lights are installed in the Plazas	Ken Rubach
	· New benches and chairs are on order for the West Business	Ken Rubach

	· A landscaping company has been hired to focus on enhancing the West Commercial District's overall attractiveness	
	· Address guidelines to help businesses west of Bougainvilla to enhance their outside promotional efforts New Merchants association would like to discuss and make suggestions	Debbie Hime
	· New Holiday and Generic plaza banners have been received	Debbie Hime
	· A giant Addy chair is on order and will be tested in a plaza to gauge whether a large decorative piece will bring more foot traffic to the area	Debbie Hime
	· Coordinating a May "Addy Stroll" with West Businesses and local artists showcased in LBTS businesses for the "Addy Chair Art Project " where wooden Addy chairs will be sponsored by local businesses, painted by local artists, and showcased in the four plazas. **Tabled until further notice**	Debbie Hime
AREA 6: IT /PIO		
6.1.1	Complete Jarvis Hall / Community Center AV upgrades	
6.1.2	Town Computers/Monitors	
6.1.4	Proposed cyber-security measures (subscription & 45 minute test)	
6.1.5	Explore possible IT class/course	
6.1.6	Explore AT&T cyber-security options	
6.1.7	Possible network assessment Konica-Minolta	
6.1.8	Lunch & learn seminar in January for all employees with computers	
6.1.9	January town topics	
6.1.10	9-15-20 - Website updates (ongoing)/new environment pages, more info on diving. Visitor Center	Debbie Hime
6.1.11	Hire vendor for fillable forms / front page back-up	
6.1.12	Explore no index uploads for docs with time-sensitive documents	
6.1.13	Create Town Facebook page	
6.1.14	Promote notify me to Town residents (ongoing)	
6.1.15	Update channel 78 graphics	
6.1.17	Review resources provided by CivicPlus for online fillable forms and payments, resident engagement, workflow management, finance, etc. (two year plan) – staff is meeting bi-weekly to assess each department's needs	

COMMISSION ASSIGNMENTS		
4/10/2018	Commission Malkoon asked that the Town evaluate the condition of the seawall on Bel Air Drive (SE 15th Street), which is owned by the Palm Club, Leisure Gardens and the Town. Staff is currently working with a structural engineering firm to evaluate the required repairs to the the wall	
4/10/2018	Commissioner Strauss asked that we request FDOT to conduct a safety studies of the Commercial Boulevard and West Tradewinds intersection. This would also include the concepts to relocation the west to south turn lane on Commercial at this intersection. **10-27-10 FDOT responded to staff, this intersection has very low crash rate and that there are no deficiencies associated with the existing traffic control devices at this intersection.** 	
9/20/2018	Money has been budgeted in FY20 budget to repair Town owned section of the wall. Prior to repairs a survey will do done to ensure all Town owned areas are repaired.	
FY 21 BUDGETED PROJECTS & STAFF PROJECTS		
1.	Evaluate switching from the quarterly Town Topics written format to an e-newsletter. FY18	Steve d'Oliveira
2.	9/20/19 We have purchased software are prepared for e-newsletter deployment - E-format is now available on gov't site	Debbie Hime
3.	Monitor the request to FDOT to move the turn lane at the foot of the Intracoastal Bridge to the east thus closing the Commercial median at West Tradewinds. 9-20-19 Discussed with FDOT and MPO at 9/17/19 Meeting; FDOT asked Staff to formally recommend the project as they have an upcoming Commercial Blvd plan being developed.	
4.	Staff replaced overhead doors and added storm shutters to the off-site facility in FY20. Site hardening study to look at additional improvements will be proposed in FY22 budget	
5.	9/20/19: Staff has begun the process of reviewing what work needs to be done to improve site.	
6.	Evaluate the feasibility of offering beach concessions.	TBD

Agenda Item No: 11.a

Town Commission Agenda Item Report

Meeting Date: October 27, 2020
Submitted By: Bill Vance
Submitting Department: Administration
Item Type: Consent
Agenda Section: CONSENT AGENDA

Subject Title:
Visitors Center Financial Assistance (Bill Vance, Town Manager)

Explanation: Town Commission consideration of 2021 Visitors Center Visitors Center request for payroll reimbursement upon submittal of Visitor Center payment receipts to the Town. This proposed LBTS support will not exceed $25,000 and will conclude upon the expenditure of these funds or by September 30, 2021.

These Visitor Center payroll reimbursement requests will be processed by the LBTS Town Clerk and Finance Director, with Town Manager assistance, as necessary. This Visitor Center payroll funding will be made available to the LBTS FY21 budget upon its anticipated November appropriation by the Town Commission. (from the LBTS General Fund reserve).

Recommendation:
Town Commission consideration to approve 2021 Visitors Center Payroll Reimbursement Requests in an amount not to exceed $25,000.

Attachments:
1. Letter from LBTS Chamber seeking financial support from the Town

Lauderdale-By-The-Sea Chamber of Commerce 9/18/2020

To: Lauderdale-By-The-Sea

Re: Chamber of Commerce and Visitor Center budget shortfalls

Mr. Vance, Mayor Vincent and City Officials:

On behalf of the Lauderdale-By-The-Sea Chamber of Commerce we are requesting the towns financial assistance during this Pandemic and Financial Crisis. As you know the Town and the Chamber have partnered for many years for the operation of the Visitor Center which is at the heart of driving tourism, supporting our local merchants and economy. The pandemic we are all working through is currently destroying our budget which is used largely to operate the Visitor Center pursuant to our prior agreement with the Town. As we stand without additional financial assistance, we will likely run out funds in by March 1, 2021.

Visitor Center Expense funded from the Chambers Budget account for approximately $63,000 of the total Chamber Budget. This year we received $26,900 from the Town and a $7,000 grant from the CVB. The Chamber from its revenue must cover its own operational costs and make up the balance of the Visitor Center expenses, approximately $29,100 is contributed by the chamber after the Town and CVB subsidies to the operation of the Visitor Center.

The Chamber wants to continue to support the Visitor Center, its is important to us and our Town but it is proving this year to be a financial struggle. Our books and budgets are open to the Town for review. Our agreements with the Town require us to staff the Visitor Center out of our budget for which the Town has dedicated a stipend to help offset those operational costs. In the Past the Chamber has also enjoyed receiving funds from the CVB of $20,000/yr which has now been cut by $13,000. The Pandemic has completely stifled our ability to host events and fund raise which has taken almost another $20,000.00 out of our revenue. Membership renewals are off considerably and will likely be down $10,000.00 this year. Our projected ad sales for the visitor guide are also down.

Our budgets do not have the reserves to sustain such losses long term and to continue to operate and subsidize the Visitor Center as we have in the past. The Chamber is a non-profit, every dollar goes back into the Chamber to support the Town and local businesses. This year however we are going to run short and need a cash infusion to continue operations. If the Chamber fails and is not able to continue to staff the Visitor Center the Town will either have to close it or place at least 2 full time staff to keep it operational at considerable additional cost to the Town. Please recall that in addition to the paid Staff the Chamber provides Volunteer staff to the Visitor Center at no cost to anyone.

We are requesting an additional $25,000 subsidy from the Town to ensure the continued operation of the Visitor Center as normal, or as close to normal as we can under the current conditions. This sum will guaranty our continued operations for the coming year. We are pushing harder than ever to raise revenue by driving new membership into the chamber and being more creative with fundraisers for the coming year; we have created new sub committees to help this along.

The CVB funding has changed for the foreseeable future, it is not expected to revert to the prior level. We expect to be able to fund raise and grow membership soon to keep the Chamber functioning long term, but we need the towns support to get through this challenging time.

Your support and partnership are greatly needed and appreciated now more than ever.

The Lauderdale-By-The-Sea Chamber of Commerce

Eva Marissa Chair & Howard Goldberg Vice Chair

Agenda Item No: 11.b

Town Commission Agenda Item Report

Meeting Date: October 27, 2020
Submitted By: Bill Vance
Submitting Department: Administration
Item Type: Consent
Agenda Section: CONSENT AGENDA

Subject Title:
2020-2021 Farmers Market Plan (Bill Vance, Town Manager)

Explanation: Town Commission consideration to support Town Staff in working with Community Farmer's Markets of South Florida, who manages the LBTS Farmers Market, to seek Broward County approval of their plans outlining appropriate operational safeguards related to avoiding COVID-19 transmission.

Market starting date proposed from December 6th, 2020 through May 2nd, 2021, every Sunday from 9:00a.m. to 2:00p.m., at El Prado Park.

Recommendation:
Town Commission support Town Staff to work with Community Farmer's Markets of South Florida, to seek Broward County approval of their plans outlining appropriate operational safeguards related to avoiding COVID-19 transmission.

Attachments:
1. Proposal for opening 2020/21 Lauderdale-By-The-Sea (LBTS) Farmers Market

Neysa Herrera

From:	ann marchetti <awmarchetti@outlook.com>
Sent:	Thursday, October 8, 2020 11:49 AM
To:	Bill Vance
Cc:	Neysa Herrera; Ken Rubach; Debbie Hime; 'Community farmers market Of south florida'; Jonathan Grotsky; Gary Kareff; Yolanda Bernardini; Julie A Gordon; Eva Marissa; Thomas Palmer; LBTS Chamber; ann@awmarchetti.com
Subject:	Proposal for Opening 2020/21 Lauderdale By The Sea (LBTS) Farmers Market
Attachments:	IMG_2562.jpg; IMG_2560.jpg; IMG_2559.jpg; SITE PLAN 10 5.pdf; FarmersMarket2019-DECEMBER version (003).pdf; SITE PLAN 10 5.pdf

[CAUTION] This external e-mail originated outside the Town. Do not open links or attachments unless you are certain they are safe.

Thank you everyone that was able to make the meeting on Monday to discuss the re-opening of the LBTS Farmers Market. We agreed that we would open December 6th at 9:00 am with Public Safety being priority number 1! The days and hours will remain the same, every Sunday from December 6, 2020 through May 2, 2021 from 9 am-2 pm, weather permitting (vendors will set up as early as 6 am). In the past, if for any reason (poor weather, rising COVID numbers, etc....) and the Market needed to be cancelled, Jerry , Ann and/or Debbie would make the call and notify each other. They will then notify other respective Town and Chamber parties. Jerry would notify all vendors. Please let us know if this is the same process to follow for this year. I am also including Captain Palmer in this email to make sure the Broward Sherriff's office is aware of our plans.

Below are some additional details regarding the 2020/21 Farmer's Market along with pictures and supporting documents that should be shared with the Broward County per Debbie's email earlier this month. This will not only meet their requirements but ensure the Market it is conducted safely in lieu of COVID-19. I am sharing this on behalf of the Community Markets of South Florida (CMOSF) and the LBTS Chamber who, along with the Town, are in partnership to offer this gem of a resource to our community members, tourists and businesses. Please let us know if you need anything further.

Proposed Site plan for 2020-2021: In order to allow room for vendors and meet the CDC recommended social distancing between vendor tents and for customers, CMOSF proposes to utilize open space in the center of El Prada Park for 7 vendors, that will allow the Market to maintain a spacing of 6' between all vendor tents as well as maintain the preferred number of vendors (20-30) for any given Market. The attached Site Plan displays the layout. As a reminder, the CMOSF will need 25-30 parking passes for the vendors.

Proposed COVID Safety Standards for the Market: To ensure the safety of all vendors and customers, CMOSF will enact the following safety measures for the LBTS Farmers Market. These are based on CDC recommendations as well as practices that have been initiated at two other CMOFS markets that have been operating in Broward County most of the summer.

- Masks are required at all times by vendors and customers (if someone attends without a mask, masks will be provided free of charge)
- Every booth must display a sign saying: No Mask No Services. No Excuses
- Hand sanitizers will be openly displayed at each vendor tent and encouraged to be used before and after visiting
- Signage recommending social distancing at 6 feet
- Only one person at a tent at a times
- There will be no sampling of any food/drink

In addition, announcements reminding vendors and customers will be made by the DJ over the intercom on a regular basis to remind everyone of these safety measures. Attached are pictures of some of the signage and announcements

that will be replicated for the LBTS Market. In the past, the Town has designed and printed 300 flyers (see attached) that have been distributed by the Chamber to all businesses, hotels and larger condominium complexes. Last year the Town approved the printing of 15 yard signs that were also placed out on Fridays and removed on Sunday by the Chamber to remind residents about the Market. Can we please continue this practice? Perhaps adding some new language about the COVID public safety precautions on the Town designed fliers? Also, we discussed placing several large sandwich Boards with the LBTS Pelican and reminders about social distancing at the market.

Lastly, In addition to CMOSF, the LBTS Chamber will be present each Sunday at all LBTS Markets. Community Markets of South Florida will provide a tent and furniture, and the Chamber will "man" a booth with business and tourism materials. This will be coordinated by the Chamber and staffed by volunteers from the local business leaders. This is an extension of the LBTS Visitor Center activities. The Chamber will keep records of the number of visitors/residents served and when possible collect names and addresses to add to our monthly tally shared with the Town.

In closing, please let us know what else is needed. Thank you for this unique partnership that provides a wonderful service to our residents, local businesses and visitors.

Ann

Ann Marchetti
Consultant

LAUDERDALE-BY-THE-SEA
CHAMBER OF COMMERCE

ann@awmarchetti.com
PO Box 11817, Coral Ridge, Florida, 33339
508-468-5167 phone
954-530-0083 fax

PRIVILEGED & CONFIDENTIAL: This email and any files transmitted with it are confidential and intended solely for the use of the individual or entity to whom they are addressed. This message may contain confidential information and/or information that is protected and is intended only for the individual named. If you are not the named addressee you should not disseminate, distribute or copy this e-mail. Please notify the sender immediately by e-mail if you have received this e-mail by mistake and delete this e-mail from your system. If you are not the intended recipient you are notified that disclosing, copying, distributing or taking any action in reliance on the contents of this information is strictly prohibited.

Total Control Panel Login

To: neysah@lbts-fl.gov
From: awmarchetti@outlook.com

Message Score: 1
My Spam Blocking Level: Medium

Block this sender
Block outlook.com

High (60): Pass
Medium (75): Pass
Low (90): Pass

This message was delivered because the content filter score did not exceed your filter level.

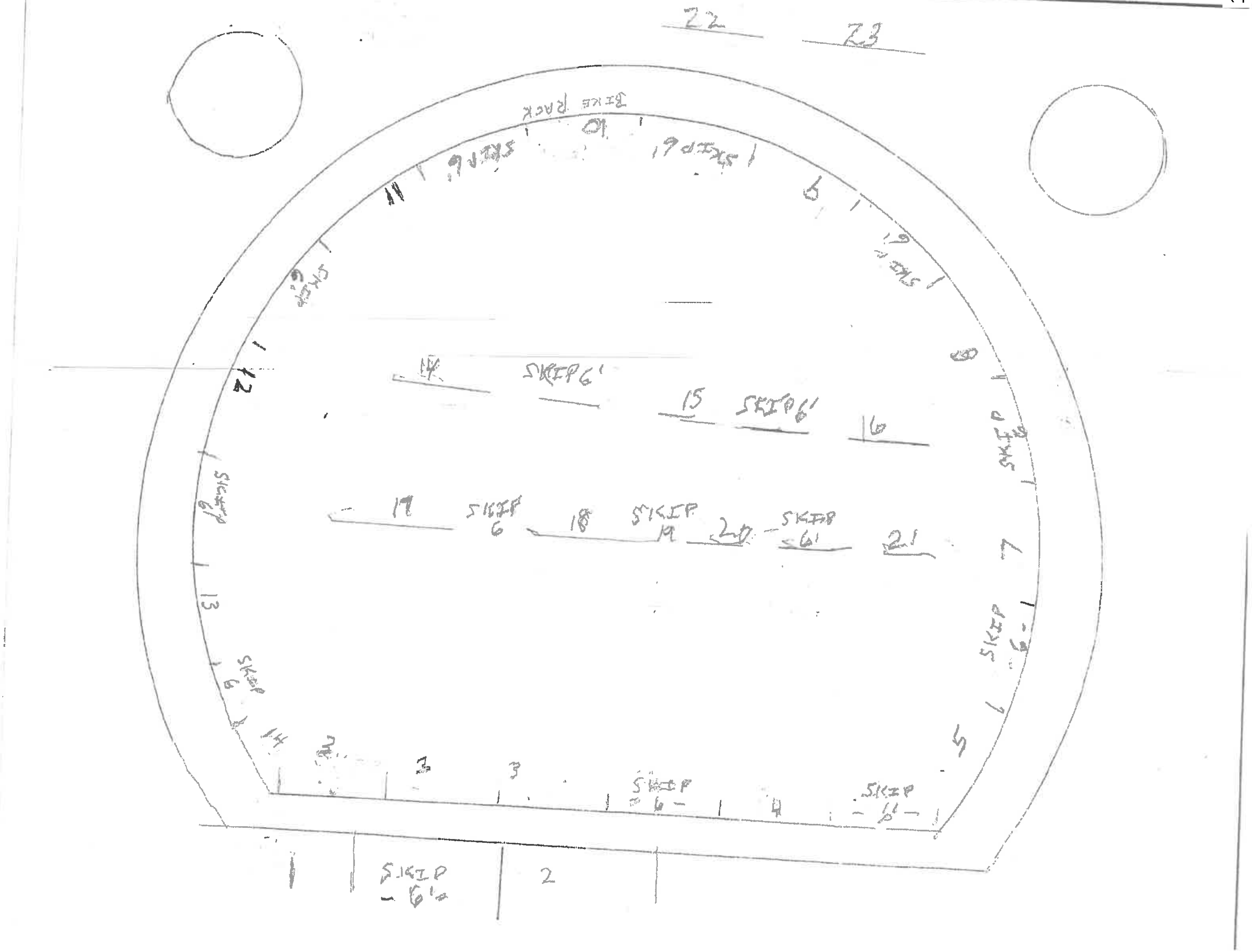
22
23
BIKE RACK
10
SKIP 6'
11
12
13
14
15
16
17
18
20
21
SKIP 6
SKIP 6'
1
2
3
4
5
7
8

PLEASE HELP KEEP THE MARKET OPEN BY:

- Wearing your mask
- Keeping the recommended 6 feet of separaration
- Being patient and waiting until the person in front of you leaves the table
- Sanitizing your hands before and after your purchase
- NO SAMPLING ALLOWED

Thank you for your cooperation, patience and patronage

No Mask

No

Services

No

Excuses!

Free Masks are available at the Honey Booth
We appreciate your cooperation.

TAMARAC
The City For Your Life
FARMERS MARKE
• Do not enter the market if you are displaying symptoms of COVID-19 or have come into contact with someone who is sick.
• Everyone must wear a mask to enter the Farmers Market.
• Distance yourself 6 feet from others.
• Sanitize hands before and after every transaction. Sanitizers are available throughout the market and on vendor tables
• No sampling of food.
Thank You For Your Cooperation!

Agenda Item No: 11.c

Town Commission Agenda Item Report

Meeting Date: October 27, 2020
Submitted By: Ken Rubach
Submitting Department: Municipal Services
Item Type: Consent
Agenda Section: CONSENT AGENDA

Subject Title:

Purchase of Vermeer/Vactron Vacuum Unit (Ken Rubach, Municipal Services Director)

Explanation: As part of staff's continual goals to look for ways to improve operational efficiencies and safety within the Public Works Department, all work functions are reviewed periodically and assessed. A critical area of focus is maintenance of our Town infrastructure. Currently, we utilize a contractor to assist with maintenance of our stormwater operations. As part of the contract, half of the system is cleaned yearly including all pipes and catch basins. While this maintenance cycle achieves our goals for normal operations of the system, we still face situations that warrant a higher level of maintenance, particularly when it comes to maintenance of the catch basins. These routinely fill up with debris and those closer to the beach fill up with sand, limiting the effectiveness of the drainage system. Currently, staff must use a "home made" designed shovel to fit into these small spaces to manually remove debris. However, this becomes problematic with deeper structures and narrow structures. Having a vacuum unit would allow for additional proactive maintenance utilizing at least half the staff time it currently takes to perform the same task.

This vacuum unit also serves two other important functions. First, the vacuum unit gives us the ability to perform excavations around utilities without solely relying on the use of heavy equipment, which could cause damage. Currently, an mini-excavator is used to do the initial work and then the process proceeds slowly by hand. This still presents a situation where a shovel could damage an adjacent utility. A vacuum unit would allow staff to quickly clear materials from an excavation site without fear of adjacent utility damage. This could be utilized for operations as simple as the installation of a signpost, to more complex repairs such as a replacing a piece of sewer pipe.

Second, this vacuum unit could be used to assist in emergency situations where there is a backup from a sanitary sewer lateral blockage that we are unable to clear and that a contractor cannot immediately respond to. This would give us the ability to empty the line to stop the back up and provide time to allow repairs to be completed.

The vacuum unit comes with a 1-year warranty on parts and labor and a 2 year warranty on parts only. Staff is recommending purchase of the extended warranty, which provides an additional year for parts and labor.

The Town Purchasing Manual authorizes the Town to select and contract through the use of the competitive bid process of another government entity as an exception to the otherwise required formal bidding process. The Town wishes to purchase a Vermeer/Vactron Vacuum Unit from Vermeer

Vermeer/Vactron Vacuum Unit

Southeast Sales and Service, Inc., utilizing Florida Sheriffs Association Contract # FSA20-VEH 18.0, in an amount not to exceed $51,082.00.

Recommendation:

Authorize the Town Manager to execute a purchase order with Vermeer Southeast Sales and Service Inc. for a Vermeer/Vactron Vacuum Unit, in an amount not to exceed $51,082.00, in accordance with the terms set forth in the quote and the Florida Sheriff's Association Contract. This is a budgeted item for FY21.

Attachments:

1. Vermeer/Vactron Quote
2. Florida Sheriffs Association Cooperative Purchasing Program
3. Florida Sheriffs Association Award Letter

Vermeer Caribbean, Inc.
1060 West Industrial Ave.
Boynton Beach, Florida 33426

QUOTE

Date: 10/19/20 **Sales Rep:** Steve Miller

Customer Information:

Lauderdale by the Sea
Municipal Services Director
4501 N Ocean Drive
Lauderdale by the Sea, FL 33308

Delivered to:

Same

Contact Name:
Phone Number:

Payment method:

Qty	DESCRIPTION and SERIAL #	Unit Price	TOTAL
1	Vactron / Vermeer Model CV573SGT: 38 HP Kohler gas engine; 1000 cfm @ 15 Hg; Wet/Dry filtration with cyclonic separation; 500 gallon debris tank; 7-series claw door; Hydraulic rear door with auto-engage safety latch; 200 gallons freshwater capacity (twin 100 gallon saddle tanks); 3,000 Psi @ 4 gpm water pump; Water knife and clean-up wand; 30' x 3" vacuum hose; Tandem axle trailer (9,995 GVWR). Pressurized Tank option - for offloading material		**$ -**
	FL Sheriff's Association Contract FSA20-VEH 18.0 Item #105 Title: Vacuum Excavator, Trailer Mounted - 14,000 GVWR Model: LP873SDT		
1	Price for base model	$ 91,884.00	**$ 91,884.00**
-1	Deletion for model CV573SGT	$ 43,661.00	**$ (43,661.00)**
1	ADD: 2 year parts & labor extended warranty.	$ 2,859.00	**$ 2,859.00**
		SubTotal	**$ 51,082.00**
		Tax	
	THANK YOU FOR YOUR BUSINESS!	**Total**	**$ 51,082.00**
		Less Down Payment	
TERMS:		**Balance Due**	**$ 51,082.00**

All warranties, if any, made with respect to this equipment are those warranties made by the Manufacturer. Dealer makes no warranties express or implied, including, but not limited to, warranties of MERCHANTABILITY AND FITNESS OF A PARTICULAR PURPOSE.

Customer Signature _____

FSA Cooperative Purchasing Program

Contract: FSA20-VEL28.0 – Pursuit, Administrative and Other Vehicles
Contract: FSA20-VEH18.0 – Heavy Trucks
Contract: FSA20-EQU18.0 – Heavy Equipment
(Items formerly included under "VEH" contract.)

Contract Terms and Conditions

FLORIDA SHERIFFS ASSOCIATION

Cooperative Purchasing Program

Contract Terms and Conditions

Table of Contents

1.0 GENERAL CONDITIONS 5

1.01 BID CORRESPONDENCE 5

1.02 PURPOSE 6

1.03 TERM OF CONTRACT 6

1.04 ESTIMATED QUANTITIES 6

1.05 SHERIFF AS COUNTY CONSTITUTIONAL OFFICER 6

1.06 FUNDING 7

1.07 CURRENCY 7

1.08 GENERAL DEFINITIONS 7

1.09 ELIGIBLE PURCHASERS OF CONTRACT 8

1.10 LEGAL REQUIREMENTS 9

1.11 PATENTS & ROYALTIES 9

1.12 FEDERAL AND STATE STANDARDS 9

1.13 UNDERWRITERS' LABORATORIES 10

1.14 AMERICANS WITH DISABILITIES ACT 10

1.15 REASONABLE ACCOMMODATION 10

1.16 MINORITY BUSINESS ENTERPRISE (MBE) 10

1.17 ANTI-DISCRIMINATION 10

1.18 BEST COMMERCIAL PRACTICES 10

1.19 PUBLIC ENTITY CRIMES (PEC) 10

1.20 TAX EXEMPTION 11

1.21 TAXES 11

1.22 ORDER OF PRECEDENCE IN THE EVENT OF CONFLICT 11

1.23 COMMUNICATIONS 11

1.24 CLARIFICATION AND ADDENDA 11

1.25 SIGNED BID CONSIDERED AN OFFER 12

1.26 ASSIGNMENT OF CONTRACT 12

1.27 TERMINATION OF PRODUCT LINE 13

1.28 METHOD OF AWARD 13
1.29 DEMONSTRATION OF COMPETENCY 13
1.30 VENDOR ABILITY TO PERFORM 14
1.31 FINANCIAL RESPONSIBILITY 14
1.32 QUALITY AND SAFETY 14
1.33 NONCONFORMANCE 15
1.34 GRATUITIES 15
1.35 TIE BIDS 15
1.36 RIGHT TO AUDIT 15
1.37 LIABILITY, INSURANCE, LICENSES AND PERMITS 16
1.38 BID BONDS, PERFORMANCE BONDS, CERTIFICATES OF INSURANCE 16
1.39 ELIMINATION FROM CONSIDERATION 17
1.40 COLLUSION 17
1.41 DEFAULT 17
1.42 PROTESTS AND ARBITRATION 18
1.43 NONPERFORMANCE 19
1.44 SEVERABILITY 20
1.45 TERMINATION FOR CAUSE 20
1.46 TERMINATION WITHOUT CAUSE 20
1.47 CONTRACT ADVERTISMENT AND USE OF FSA LOGO 20
2.0 BIDDER INSTRUCTIONS 22
2.01 BIDDER QUALIFICATIONS 22
2.02 LICENSING/FACILITIES 22
2.03 INSURANCE AND INDEMNIFICATION 22
2.04 SPECIFICATIONS 25
2.05 FIXED PRICES 25
2.06 DISCOUNTS 25
2.07 SEALED BIDS 25
2.08 EXCEPTIONS, OMISSION AND ERRORS 25
2.09 MISTAKES 26
2.10 EQUIVALENTS 26

2.11 MANDATORY PRE-BID MEETING 26
2.12 QUALIFICATION 27
2.13 PRICES QUOTED 27
2.14 OPTION PRICING 28
2.15 EMERGENCY LIGHTS AND SIRENS 29
2.16 SUBMITTAL OF BID 30
2.17 ZONE BIDDING 31
2.18 EXECUTION OF BID 32
2.19 MODIFICATION OR WITHDRAWALS OF BIDS 32
2.20 LATE BIDS 32
2.21 BID OPENING 32
2.22 DETERMINATION OF RESPONSIVENESS 32
2.23 RESPONSIBLE BIDDER CRITERIA 32
2.24 BASIS FOR AWARD 33
2.25 FIRM BID 33
2.26 BID TABULATIONS 34
2.27 MINOR IRREGULARITIES/RIGHT TO REJECT 34
2.28 CONE OF SILENCE 34
3.0 CONTRACT CONDITIONS 35
3.01 GENERAL REQUIREMENTS 35
3.02 STATEMENT OF AUTHORITY 35
3.03 VENDOR CONTACT INFORMATION 35
3.04 OPTION TO RENEW & PRICE ADJUSTMENT 35
3.05 ADDITIONS AND DELETIONS 36
3.06 EQUITABLE ADJUSTMENT 36
3.07 CONDITIONS 36
3.08 PRODUCTION CUTOFF 37
3.09 FACILITIES 37
3.10 SUBSTITUTIONS 37
3.11 POLICE RATED VEHICLES & MOTORCYCLES 37
3.12 SPECIAL SERVICE VEHICLES 38

3.13 CAB AND CHASSIS PURCHASES 38
3.14 FACTORY INSTALLED 38
3.15 VENDOR INSTALLED OPTIONS 39
3.16 NON-SCHEDULED OPTIONS 39
3.17 FORCE MAJEURE 39
3.18 DELIVERY TIME 39
3.19 ORDER 40
3.20 VEHICLE AND EQUIPMENT DELIVERY 41
3.21 INSPECTION AND ACCEPTANCE 42
3.22 REGISTRATION, TAG AND TITLE 43
3.23 INVOICING AND PAYMENTS 43
3.24 WARRANTY REPAIRS AND SERVICE 43
3.25 INADEQUATE SERVICE 43
3.26 REPORTING: PURCHASE ORDERS & QUARTERLY REPORTS 44
3.27 ADMINISTRATIVE FEE 45
3.28 LIQUIDATED DAMAGES 46
Appendix A 48
Appendix B 49
Appendix C 50
Appendix D 51
Appendix E 52

1.0 GENERAL CONDITIONS

1.01 BID CORRESPONDENCE

All correspondence regarding this bid should be directed to the Florida Sheriffs Association "FSA", using the information shown above. Please be sure to reference the bid number and your contact information.

The contacts for this bid are:

Ed Lanier, FSA Cooperative Purchasing Program Coordinator
E-mail: elanier@flsheriffs.org
Phone: 850-877-2165, ext. 5811
Fax: 850-878-5115

Craig Chown, FSA Cooperative Purchasing Program Manager
E-mail: cchown@flsheriffs.org
Phone: 850-877-2165, ext. 5833
Fax: 850-878-5115

Communication for this Invitation to Bid should be identified by contract number and title and directed to:

Florida Sheriffs Association
Attn: Cooperative Purchasing Program Coordinator
2617 Mahan Drive
Tallahassee, FL 32308
E-mail: CPP@flsheriffs.org

1.02 PURPOSE

The Florida Sheriffs Association invites interested Bidders, including Motor Vehicle Manufacturers and Dealers/Certified Representatives to submit responses in accordance with these solicitation documents. The FSA Cooperative Purchasing Program will conduct the solicitation process and administer the resulting contract. The purpose of this bid is to establish contracts with manufacturers and manufacturer's authorized vendors for contract terms specified under Section 1.03 for the purchase of vehicles and equipment on a "no trade-in basis."

1.03 TERM OF CONTRACT

The term for Contracts FSA20-VEL28.0 Pursuit, Administrative and Other Vehicles and FSA20-VEH18.01 Heavy Vehicles shall remain in effect for two (2) years from date of contract execution by the FSA, and may be renewed by mutual agreement, at the sole option and discretion of the FSA, pursuant to the terms of Section 3.04. The initial term of these contracts begins October 1, 2020 and ends September 30, 2022.

The term for Contract FSA20-EQU18.0 Heavy Equipment shall remain in effect for three (3) years from date of contract execution by the FSA, and may be renewed by mutual agreement, at the sole option and discretion of the FSA, pursuant to the terms of Section 3.04. The initial term of this contract begins October 1, 2020 and ends September 30, 2023.

Contract extensions will only be executed when the FSA determines, based on then-existing conditions, that it is in the best interest of the FSA and the purchasers to do so.

1.04 ESTIMATED QUANTITIES

In FY 2018-19, eligible users purchased approximately 8,856_vehicles and equipment from this contract. These estimated figures are given as a guideline for bidders preparing bids.

Quantities provided do not guarantee or imply future contract sales. Neither the FSA nor any eligible user is obligated to place any order for a given amount subsequent to the award of this bid solicitation.

1.05 SHERIFF AS COUNTY CONSTITUTIONAL OFFICER

The Offices of the Sheriff in the State of Florida are constitutional offices of the State of Florida. Each has the authority either individually or collectively to execute contracts for all goods and services for the proper conduct of that office. Section 30.53, Florida Statutes, exempts the sheriffs' offices from the provisions of the Florida Statute that would otherwise require sealed and competitive bidding procedures.

It is our practice to give consideration to the prices offered, but the Office of the Sheriff is not required by law to accept the lowest priced proposal and may reject any or all of the proposals without recourse. Bidders are solely responsible for their own bid preparation costs and nothing in this solicitation in any way obligates the participating sheriffs' offices for any payment for any activity or costs incurred by any bidder in responding to this solicitation.

1.06 FUNDING

In the case of certain purchasers, including state agencies, funds expended for the purposes of the contract must be appropriated by the Florida Legislature, the individual participating agency or the agency's appropriating authority for each fiscal year included within the contract period. For such agencies, their performances and obligations to pay for products or services under any resulting contract, or purchase order, are contingent upon such an annual appropriation by the Legislature, individual agency or by the appropriating authority. Therefore, any contract or purchase order with such an agency shall automatically terminate without penalty or termination costs in the event of non-appropriation.

1.07 CURRENCY

All transaction amounts, bids, quotes, provisions, payments or any part of this contract relating to currency are to be made in United States Dollar.

1.08 GENERAL DEFINITIONS

The terms used in this contract are defined as the following:

a. Bidder: A proposer or enterprise that submits a formal offer to the FSA Cooperative Purchasing Program Administrator in accordance with the Contract Terms and Conditions.

b. Bid System: The online forum used for the submission of electronic bids and review of bid results for the specifications connected to this Invitation to Bid. VendorLink is the software used for this bid.

c. Dealer: A manufacture's certified representative authorized by the manufacturer to market, sell, provide, and service the vehicles/equipment for the FSA Cooperative Purchasing Program. Dealers may be vendor-owned and controlled, in whole or in part, or independently owned and controlled.

d. Florida Sheriffs Association Cooperative Purchasing Program (FSA): The entity that administeres the Invitation to bid and contract administration functions for this contract.

e. End User: A term used to distinguish the person who ultimately uses or is intended to use a product or for whom a product is designed for use.

f. Factory: Refers to the manufacturer produced products.

g. Fleet Advisory Committee (FAC): An employee of a sheriff's office or other local governmental agency, or any other person who FSA identifies as subject matter expert who assists with the development of bid specifications and evaluation of bid responses. The Fleet Advisory Committee makes recommendations to the FSA and is not responsible for final awards.

h. Invitation to Bid: A competitive solicitation and award process established through the issuance of an invitation to vendors, dealers and manufacturers to submit a price offer on a specific product to be provided. This term shall include the bid specifications available to bidders on the bid system and references to solicitation documents. The term shall not include request for proposals, request

for quotes, request for letters of interest, or the solicitation of purchase orders based on oral or written quotations.

i. Manufacturer: The original producer or provider of vehicles or equipment offered on this contract.

j. Manufacturer's Suggested Retail Price (MSRP): Manufacturer's Suggested Retail Price (MSRP) represents the Manufacturer's recommended retail selling price, list price, published list price, or other usual and customary price that would be paid by the purchaser. The following are acceptable sources of current MSRPs and MSRP Lists for use in submission of the bid solicitation and the resulting contract:
    1. Manufacturer's Computer Printouts: Ford - "Dora"; General Motors - "GM Autobook"; or approved equivalent
    2. Chrome Systems, Inc.'s PC Carbook (PC Carbook Plus and PC Carbook Fleet Edition)
    3. Manufacturer's Annual U.S. Price Book
    4. Manufacturer's official website

k. Non-Scheduled Options: Any optional new or unused component, feature or configuration that is not included or listed in the base vehicle specifications or options.

l. Production Cutoff: A date used by manufacturers to notify dealers that the factory has reached maximum capacity for orders or are discontinuing the production of a vehicle or equipment. Vehicle manufacturers use this term when referring to any given model year for production.

m. Published List Price: A standard "quantity of one" price currently available to government and educational purchasers, excluding cooperative or volume discounts.

n. Purchaser: A Purchaser is an entity that seeks to obtain vehicles or equipment off this contract by meeting the eligible user criteria or with vendor approval.

o. Purchase Order: A request for order from a purchaser to an awarded vendor for an item that has been awarded on this Contract. Purchaser orders placed using this contract formalize the terms and conditions of this contract under which a vendor furnishes vehicles or equipment to a purchaser.

p. Third Party Supplier: Businesses external to a bidder or vendor that provide products and services which contribute to the overall finished vehicle or equipment. Third Party Suppliers are contractors under the direction and responsibility of the bidder or vendor.

q. Vendor: The bidder that has been awarded and agrees to provide vehicles or equipment that meet the requirements and base specifications. The vendor must agree to the contract terms and conditions of the contract before being awarded to the contract.

r. Vendor Installed: A product or service provided by the vendor or other third party; not the factory.

1.09 ELIGIBLE PURCHASERS OF CONTRACT

Awarded bids, or contract prices, will be extended and guaranteed to the Florida Sheriffs Association, any unit of local government, political subdivision or agency of the State of Florida. This includes, but is not limited to counties, municipalities, sheriffs' offices, clerks, property appraisers, tax collectors, supervisors of elections, school boards or districts, water management districts, police and fire departments, emergency response units, state universities and colleges, or other state, local or regional government entities within the State of Florida.

All purchasers are bound by state law, local ordinances, rules and regulations for purchases made under this contract. Participating agencies cannot guarantee any order other than those ordered by the individual agency.

In addition, bids can be extended and guaranteed to other entities approved by manufacturers to participate in this contract, which can include out of state sales. Vendors that wish to extend contract pricing to entities other than those defined here are governed by their manufacturer's agreement, and must agree to the terms and conditions of this contract.

1.10 LEGAL REQUIREMENTS

Federal, State, county laws, ordinances, rules and regulations that in any manner affect the items covered herein apply. Lack of knowledge by the bidder of applicable legal requirements will in no way be a cause for relief from responsibility.

1.11 PATENTS & ROYALTIES

The bidder, without exception, shall indemnify and hold harmless the FSA and its employees from liability of any nature or kind, including costs and expenses for, or on account of, any copyrighted, patented, or unpatented invention, process, or article manufactured or used in the performance of the contract, including its use by the FSA or a purchaser.

If the bidder uses any design, device or materials covered by letters, patent, or copyright, it is mutually understood and agreed, without exception, that the bid prices shall include all royalties or costs in any way arising, directly or indirectly, from the use of such design, device, or materials in any way involved in the work.

1.12 FEDERAL AND STATE STANDARDS

It is the intent of FSA that all specifications herein are in full and complete compliance with all federal and State of Florida laws, requirements, and regulations applicable to the type and class of commodities and contractual services being provided.

In addition, any applicable federal or State legal or regulatory requirements that become effective during the term of the Contract, regarding the commodities and contractual services' specifications, safety, and environmental requirements shall immediately become a part of the Contract. The vendor shall meet or exceed any such requirements of the laws and regulations. If an apparent conflict exists, the vendor shall contact the FSA immediately.

The bidder shall obtain and pay for all licenses, permits and inspection fees for this bid submission and contract.

1.13 UNDERWRITERS' LABORATORIES

Unless otherwise stipulated in the bid, all manufactured items and fabricated assemblies shall be Underwriters' Laboratories, or U.L., listed or re-examination listing where such has been established by U.L. for the item(s) offered and furnished.

1.14 AMERICANS WITH DISABILITIES ACT

To request this material in accessible format, sign language interpreters, information on access for persons with disabilities, or any accommodation to review any document or participate in any FSA sponsored proceeding, please contact FSA Human Resources at (850) 877-2165 five business days in advance to initiate your request. TTY users may also call the Florida Relay Service at 711.

1.15 REASONABLE ACCOMMODATION

In accordance with the Title II of the Americans with Disabilities Act, any person requiring an accommodation at the Bid opening because of a disability must contact the FSA Human Resources at (850) 877-2165.

1.16 MINORITY BUSINESS ENTERPRISE (MBE)

The Florida Sheriffs Association policy is that Minority Business Enterprises (MBE) shall have the opportunity to participate in this invitation to bid. Such process would be for supplying goods and services to FSA and Purchasers.

1.17 ANTI-DISCRIMINATION

The bidder certifies that he/she is in compliance as applicable by federal or state law with the non-discrimination clause contained in Section 202, Executive Order 11246, as amended by Executive Order 11375, relative to equal employment opportunity for all persons without regard to race, color, religion, sex or national origin.

1.18 BEST COMMERCIAL PRACTICES

The apparent silence of this specification and any supplemental specifications as to any details or the omission from it of a detailed description concerning any point shall be regarded as meaning that only the best commercial practices, size, and design are to be used.

All workmanship is to be first quality. All interpretations of this specification shall be upon the basis of this statement.

1.19 PUBLIC ENTITY CRIMES (PEC)

In accordance with the Public Entity Crimes Act, Section 287.133, Florida Statutes, a person or affiliate who has been placed on the convicted vendor list maintained by the State of Florida Department of Management

Services following a conviction for public entity crimes may not submit a bid on a contract to provide any goods or services to a public entity, may not submit a bid on a contract with a public entity for the construction or repair of a public building or public work, may not submit bids on leases of real property to public entity, may not be awarded or perform work as a Vendor, supplier, Sub-Vendor, or consultant under a contract with a public entity, and may not transact business with any public entity in excess of the threshold amount provided in Section 287.017, Florida Statutes, for CATEGORY TWO for a period of 36 months from the date of being placed on the convicted vendor list.

1.20 TAX EXEMPTION

All State and Federal tax exemptions applicable to the units of local government of the State of Florida will apply, and appropriate certifications furnished. Purchasers shall comply with all federal, state and local tax requirements.

The Florida Sheriffs Association is a 501(c)3 organization and is exempt from all Federal Excise and State Taxes. State Sales Tax and Use Certificate Number is 85-8012646919C-3.

1.21 TAXES

Customers making a purchase pursuant to the awarded bid are generally exempt from Federal Excise and State Sales Tax. It is the responsibility of the vendor to verify that the purchaser is exempt by obtaining the purchaser's Federal Excise and State Taxes and Use Certificate Number.

1.22 ORDER OF PRECEDENCE IN THE EVENT OF CONFLICT

In the event of conflict, the conflict may be resolved in the following order of priority (highest to lowest):

1. Addenda to Contract Terms and Conditions, if issued
2. Contract Conditions
3. Addenda to Bid Specifications, if issued
4. Bid Specifications
5. Bidder Instructions
6. General Conditions

1.23 COMMUNICATIONS

Communications between a proposer, bidder, lobbyist or consultant and FSA are limited to matters of process or procedure and shall be made in writing to the contact persons identified in Section 1.01 of this procurement.

Bidders should not rely on representations, statements, or explanations other than those made in this Bid or in any written addendum to this Bid, and no oral representations, statements, or explanations shall be deemed to bind the FSA or eligible users.

1.24 CLARIFICATION AND ADDENDA

Any questions or clarifications concerning the Invitation to Bid shall be submitted to FSA by e-mail to CPP@flsheriffs.org with the bid title and number referenced on all correspondence. Final questions must

be received by the date for Request for Clarification stated on the Bid Calendar. Questions and answers will be posted to the FSA Cooperative Purchasing Program website on the date indicated on the Bid Calendar.

Interpretation of the specifications or any solicitation documents will **not** be made to the bidder verbally, and if any verbal clarifications are provided they are without legal effect.

Questions received after the cone of silence date listed on the bid calendar will not be addressed. The FSA reserves the right to address technical questions.

The FSA shall issue a Formal Addendum if substantial changes which impact the submission of bids are required. Any such addenda shall be binding on the bidder and shall become a part of the solicitation document. In the event of conflict with the original specifications, addenda shall govern to the extent specified. Subsequent Addenda shall govern over prior Addenda only to the extent specified.

FSA will make every attempt to e-mail updates to registered bidders. However, posting to the FSA website or the bid system constitutes proper notice of addenda.

The bidder shall be required to acknowledge receipt of the Formal Addendum by signing in the space provided. Failure to acknowledge Addendum shall deem the bid non-responsive; provided, however, that pursuant to section 2.27, the FSA may waive this requirement in its best interest. The FSA will not be responsible for any explanation or interpretation made verbally or in writing except those made through the posting of a Formal Addendum.

The bid submission constitutes acknowledgment of addenda to the specifications. Bids that fail to account for the specification addenda shall be determined to be nonresponsive; however, that pursuant to section 2.27, the FSA may waive this requirement in its best interest.

After the start of the contract term, FSA will notify all vendors of any addenda and will require acknowledgement of the new terms and conditions. If the vendor does not agree to the new terms and conditions, the vendor's award can be removed or replaced by another vendor or qualified responsive bidder.

1.25 SIGNED BID CONSIDERED AN OFFER

The signed Bid shall be considered an offer on the part of the bidder, which offer shall be deemed accepted upon approval by the FSA and in case of default on the part of successful bidder, after such acceptance, the FSA may procure the items or services from other sources. The bid submission must be signed by an authorized representative.

An electronic signature may be used and shall have the same force and effect as a written signature.

1.26 ASSIGNMENT OF CONTRACT

No right or interest in this Contract may be assigned, transferred, conveyed, sublet or otherwise disposed of, without prior written consent of the FSA.

If the original vendor sells or transfers all assets or the entire portion of the assets used to perform this Contract, a successor-in-interest must perform all obligations under this Contract. FSA reserves the right to

reject the acquiring entity as vendor. A change of name agreement will not change the contractual obligations of the vendor.

1.27 TERMINATION OF PRODUCT LINE

If a vendor terminates a product line (manufacturer or brand), the vendor is required to notify the FSA within 10 business days of the decision not to retain the product line.

In the event a manufacturer reassigns the product line to an alternate vendor, the manufacturer and the vendor are required to immediately notify the FSA in writing of the change within 10 business days confirming the reassignment. If the vendor is not already an approved FSA vendor, the vendor is required to apply to the FSA to become an approved vendor *prior to* conducting any qualified sales. The vendor and the manufacturer are required to honor the contract pricing and all of the applicable terms and conditions throughout the remaining term of the contract.

1.28 METHOD OF AWARD

The award is made to responsive and responsible bidders. FSA uses its discretion in determining if bids meet the requirements of this solicitation.

The FSA reserves the right to make multiple awards within a specification, if deemed in the best interest of the FSA and the purchasers.

Awards will be posted on the FSA website according to the date posted in the bid calendar.

1.29 DEMONSTRATION OF COMPETENCY

Bidders must be able to demonstrate a good record of performance for a reasonable period of time, and have sufficient financial support, equipment and organization to ensure they can satisfactorily execute the services if awarded a contract under the terms and conditions herein stated.

The terms "equipment" and "organization" as used herein shall be construed to mean a fully equipped and well established company in line with the best business practices in the industry and as determined by the FSA.

The FSA may consider any evidence available regarding the financial, technical and other qualifications and abilities of a Bidder, including past performance with the FSA in making the award.

The FSA may require bidders to show proof that they have been designated as authorized representatives of a manufacturer or supplier which is the actual source of supply. In these instances, the FSA may also require information from the source of supply regarding the quality, packaging and characteristics of the products. Any conflicts between this material information provided by the source of supply and the information contained in the bid submission may render the bid nonresponsive.

Pre-award inspection of the Bidder's facility may be made prior to the award of contract. Bids will only be considered from firms which are regularly engaged in the business of providing the goods or services as described in this Bid.

Information submitted in the bid may not be plagiarized and, except in the case of materials quoted from this solicitation or developed by the manufacturer, must be the original work of the individual or company that submits the bid for evaluation.

1.30 VENDOR ABILITY TO PERFORM

During the contract period, FSA may review the vendor's record of performance to ensure that the vendor is providing sufficient financial support, equipment and organization.

If the FSA determines that the vendor no longer possesses the financial support, equipment and organization in order to comply with this section, FSA has the authority to immediately terminate the contract awarded.

By responding to this procurement the vendor warrants that, to the best of his or her knowledge, there is no pending or threatened action, proceeding, or investigation, or any other legal or financial condition, that would in any way prohibit, restrain, or diminish the vendor's ability to satisfy the obligations of the Contract. The vendor warrants that neither it nor any affiliate is currently on the convicted vendor list maintained pursuant to section 287.133 of the Florida Statues, or on any similar list maintained by any other state or the federal government. The vendor shall immediately notify the FSA and purchaser in writing if its ability to perform is compromised in any manner during the term of the contract.

1.31 FINANCIAL RESPONSIBILITY

Bidder affirms by the signature on the contract signature page that the bidder:

- Has fully read and understands the scope, nature, and quality of work to be performed or the services to be rendered under this bid, and has the adequate facilities and personnel to fulfill such requirements;

- Accepts the financial responsibility associated with this bid, and declares that he or she has the access to capital (in the form of liquidity or credit lines) in order to meet the financial demands of such award; and

- Has assessed the financial responsibility required to serve the contract as bid, including such details as the obligations to perform all specifications bid, zones bid, and quantities that could be ordered, as well as timing of payment from purchasers, which can be 45 calendar days from receipt of invoice.

1.32 QUALITY AND SAFETY

All materials used for the manufacture or construction of any supplies, materials or equipment covered by this bid shall be new. The items bid must be new, the latest model, of the best quality, and highest grade workmanship that meet or exceed federal safety standards.

Products requiring certification should require certification of options in cases where non-certified options could result in the decertification of the original product or warranty. In all cases where options are not certified, the Vendor must disclose to the end user that the non-certified options are not required to be certified. All options must meet or exceed federal safety standards.

1.33 NONCONFORMANCE

Items may be tested for compliance with specifications. Items delivered that do not conform to specifications may be rejected and returned at the vendor's expense. Items not meeting the specifications and items not delivered within a reasonable period of time after expected delivery date may be purchased outside of the FSA contract.

Any violation of these stipulations may also result in:

- Vendor's name being removed from the awarded vendor list.
- FSA and purchasers being advised not to do business with vendor.

1.34 GRATUITIES

Proposers shall not offer any gratuities, favors, or anything of monetary value to any official, employee, or agent of the FSA, for the purpose of influencing consideration of this bid.

1.35 TIE BIDS

FSA has the right to award multiple bidders the primary or alternate award in the event of a tie.

In the event the FSA desires to break tie bids, and both businesses have qualifying drug-free work programs, the award will be made using the following criteria:

- Bidder Within the State of Florida
- Vendors performance record with purchasers
- Coin Toss

1.36 RIGHT TO AUDIT

Vendor shall establish and maintain a reasonable accounting system that enables FSA to readily identify Vendor's sales.

FSA and its authorized representatives shall have the right to audit and to make copies of all related records pertaining to this contract, including all government sales and eligible users information whether kept by or under the control of the vendor, including, but not limited to those kept by its employees, agents, assigns, successors, sub-vendors, or third party suppliers in whatever form they may be kept – written or electronic. Such records shall include, but not be limited to:

- Accounting records, including paid vouchers, cancelled checks, deposit slips, ledgers, and bank statements;
- Written policies and procedures;
- Subcontract files (including proposals of successful and unsuccessful bidders, bid recaps, etc.);
- Original estimates or work sheets;
- Contract amendments and change order files;

- Insurance documents; or
- Memoranda or correspondence.

Vendor shall maintain such records during the term of this Contract and for a period of three (3) years after the completion of this Contract. At the vendor's expense and upon written notice from FSA, the vendor shall provide such records for inspection and audit by FSA or its authorized representatives. Such records shall be made available to FSA during normal business hours within three business days of receipt of the written notice. FSA may select the vendor's place of business or offsite location for the audit. The FSA may also request the vendor provide requested records via e-mail.

Vendor shall ensure FSA has these rights with Vendor's employees, agents, assigns, successors, and third party supplier and the obligations of these rights shall be explicitly included in any subcontracts or agreements formed between the Vendor and any Sub-Vendors to the extent that those subcontracts or agreements relate to fulfillment of the Vendor's obligations to FSA.

Professional fees, personnel costs and travel costs incurred by FSA under its authority to audit and not addressed elsewhere will be the responsibility of the FSA. However, if the audit identifies under reporting, overpricing or overcharges (of any nature) by the vendor to FSA or a customer in excess of three percent (3%) of the total contract billings, the vendor shall reimburse FSA for the total costs of the audit not to exceed $5,000. If the audit discovers substantive findings related to fraud, misrepresentation, or non-performance, FSA may recoup all the costs of the audit work from the vendor.

Any adjustments or payments that must be made as a result of any such audit or inspection of the vendor's invoices or records shall be made within a reasonable amount of time (not to exceed 60 calendar days) from presentation of FSA's findings to Vendor.

FSA has the right to assess damages or seek reimbursements or refunds based on audit results.

1.37 LIABILITY, INSURANCE, LICENSES AND PERMITS

Where vendors are required to enter or go onto FSA or purchaser property to deliver materials or perform work or services as a result of a bid award, the vendor will assume the full duty, obligation and expense of obtaining all necessary licenses, permits and insurance and assure all work complies with all applicable county and municipal code requirements. The vendor shall be liable for any damages or loss to the FSA or purchaser occasioned by negligence of the vendor or any person the vendor has designated in the completion of the contract as a result of the bid.

1.38 BID BONDS, PERFORMANCE BONDS, CERTIFICATES OF INSURANCE

Bid Bonds, when required, shall be submitted with the bid in the amount specified in Bidder Instructions.

After acceptance of bid, the FSA will notify the successful bidder to submit the applicable certificates of insurance in the amounts specified in the Bidder Instructions and/or Insurance Checklist.

Purchaser may request a performance bond from a vendor. Performance Bonds are recommended with pre-payment and will be at the expense of the requesting agency. Purchasers should determine the best practice in comparing performance bond expense against any prior discounts that may be available.

1.39 ELIMINATION FROM CONSIDERATION

This Invitation to Bid shall not be awarded to any person or bidder who has outstanding debts to the FSA, whether in relation to current or previous bid awards or for other business purposes.

1.40 COLLUSION

Collusion is a non-competitive secret or sometimes illegal agreement between rival bidders that attempts to disrupt the_contract process equilibrium. Collusion involves people or companies that would typically compete, but are conspiring or working together in which the outcome results in an unfair bid advantage. The parties may collectively choose to agree to increase or decrease its product base price in one or more zones to maximize awards thus denying the public a fair price.

Examples of Bid Collusion:

- Cover bidding: a competitor agrees to submit a non-competitive bid that is too high to be accepted or contains terms that are unacceptable to the buyer.
- Bid suppression or withdrawal: a competitor agrees not to bid or to withdraw a bid from consideration.
- Market sharing: a competitor agrees to submit bids only in certain geographic areas or only to certain public organizations.
- Bid rotation: competitors agree to take turns at winning business while monitoring their market shares to ensure they all have a predetermined market share.

Bidders or vendors who have been found to have engaged in collusion will be considered nonresponsive, and will be suspended or barred from bid participation. Any contract award resulting from collusive bidding may be terminated for default. Further, any collusion that is detected by the FSA may be reported to relevant law enforcement and/or prosecutorial agencies.

Bidders may submit multiple bids without conflict of collusion if the bid submitted is not from the same manufacturer and product line. Dealers which share the same ownership may submit multiple bids without conflict of collusion if the bidders are not in the same region featuring the same manufacturer and product line.

1.41 DEFAULT

Failure or refusal of a bidder to execute a contract upon award or withdrawal of a bid before such award is made, may result in forfeiture of any bid surety required that is equal to damages incurred by the FSA there from, or where surety is not required, failure to execute a contract as described above may be grounds for removing the bidder from the awarded vendor's list.

In case of default on the part of awarded bidder, the FSA may take necessary steps to otherwise procure the products sought, including but not limited to procuring the products or services from the next highest

ranked bidder or from other sources. A defaulting bidder may be held liable for costs incurred by the FSA in procuring replacement products.

1.42 PROTESTS AND ARBITRATION

Options are for informational purposes only and will not serve as a basis for protest.

Any person who is adversely affected by the decision or intended decision to award shall file a "Notice of Protest" in writing to the FSA within three (3) business days after the posting of the Intent to Award and shall file a formal written protest within five (5) business days after filing the Notice of Protest. Failure to file both a notice of protest and a formal written protest within the above referenced timelines shall constitute a waiver of proceedings.

The burden is on the party protesting the award of the bid to establish grounds for invalidating the award(s). The formal written protest must state with particularity the facts and law upon which the protest is based. Failure to do so will result in a denial of protest. Formal written protest which states with particularity the facts and law upon which the protest is based will be reviewed by FSA legal counsel for legal soundness and validity, and corrective action will be taken as needed contingent upon the validity of such claims. However, any additional time required and cost incurred by the FSA to substantiate a protesting party's claim(s) beyond the normal scope of its legal review due to the vague or inconclusive nature of the protesting party's filing will be reimbursable to the FSA and deducted from the protesting party's bond or security which must accompany their filing.

Any bidder who files an action protesting a decision or intended decision pertaining to this contract shall post a bond, cashier's check or money order payable to the Florida Sheriffs Association in the amount equal to ten percent of the product line being protested. The bond, cashier's check or money order must be filed at the time of filing the formal written protest or within the five (5) business day period allowed for filing the formal written protest. FSA will provide the amount required within two (2) business days of the notice of protest received. This bond or security will be conditioned upon the payment of all costs which may be adjudged against the protesting party in a court of law and/or to reimburse the FSA for additional legal expenses incurred and required to substantiate the protesting party's claim(s). Failure to post the bond or security requirement within the time allowed for filing will result in a denial of protest. The filing of the protest shall not stay the implementation of the bid award by the Florida Sheriffs Association.

Should the unsuccessful bidder(s) decide to appeal the decision of the FSA, they shall file a notice to FSA within three (3) business days of the FSA bid protest decision regarding their intent to request arbitration. A demand for arbitration with the American Arbitration Association's (AAA) commercial panel under its rules and regulations must be made within ten (10) business days of the FSA bid protest decision. Any person who files for an arbitration with the AAA shall post with the Florida Sheriffs Association at the time of filing the formal written arbitration request, a bond, cashier's check or money order payable to the Florida Sheriffs Association in the amount equal to ten percent of the product line being protested. This amount will be the same amount as the FSA provided at the time of filing the initial protest. Failure to provide written notice to FSA, file a demand for arbitration with the AAA, or failure to post the required bond and security requirement within the specified timelines shall constitute a waiver of arbitration proceedings. By responding to this procurement the bidder expressly agrees to the use of mandatory binding arbitration to resolve any appeals of the decision of the FSA, and any claims arising from or in any way relating to the procurement process, and expressly waives any and all rights that it may otherwise have to pursue such claims in any other forum, judicial or otherwise.

If the party filing for arbitration does not prevail, it shall pay all costs, legal expenses and attorney fees of the prevailing party incurred in connection with the arbitration. However, if the filing party prevails, the parties shall share equally the fees and expenses of the arbitration and AAA and each shall bear the cost of their own attorney fees. The filing for arbitration shall not stay the implementation of the bid award by the Florida Sheriffs Association.

1.43 NONPERFORMANCE

By virtue of the bid submission, bidder acknowledges its obligation to sell vehicles and equipment in all zones for which it is awarded. Failure of the bidder to comply with these requirements may result in the imposition of liquidated damages of up to $1,000 per vehicle/equipment, which amount the vendor agrees is reasonable, or probation, suspension, termination or a combination thereof from current and future bids at the FSA's discretion.

The vendor shall at all times during the contract term remain responsive and responsible. In determining vendor's responsibility, the FSA shall consider all information or evidence that demonstrates the vendor's ability or willingness to fully satisfy the requirements of the solicitation and the contract.

Vendors that are not in compliance with any of the provisions of this contract can be assessed liquidated damages, suspended or terminated from the contract. The FSA at its sole discretion may remove a noncompliant vendor from future competitive bid solicitations; or take other actions including suspension from the contract until compliance issues are resolved, limit current or future vendor participation by specifications or zones, or other actions as determined by FSA at its sole discretion.

At FSA's discretion, vendors may be required to develop corrective action plans to address contract compliance. Failure to abide by corrective action plans will result termination from the existing contract and future competitive bid solicitations at the discretion of the FSA.

In situations where there is evidence that the vendor has engaged in egregious breaches of the contract with respect to either the FSA and/or the purchaser, the contract can be terminated and the vendor will be removed from future solicitations for a period of up to three (3) years, or a permanent ban from the bid process at the sole discretion of FSA.

Specific conditions for termination include, but are not limited to; failure to perform, refusal to accept orders during the contract period while manufacturer orders are still being accepted for current model year or the new year if the vehicle is price protected by the factory, charging amounts exceeding MSRP on factory or vendor installed items and packages, requiring the purchase of additional options over and above the base vehicle as a condition of acceptance of order, providing aftermarket options where factory options are available without the consent of the purchaser, any misrepresentation of optional equipment or service as being factory that fails to meet the definition as described in this document, and any other practice deemed to be inconsistent with the intent of the contract.

Any vendor presented with a valid purchase order is required by this contract to accept such purchase order and deliver the product. Orders must be fulfilled if the vehicle or equipment is a base model or whether it includes options. The vendor must deliver this product if they were awarded the contract – regardless of profit or loss.

Failure to deliver the vehicles or equipment may result in the purchaser seeking damages for the difference of cost to issue the exact same order with another vendor plus any legal fees and damages that may be

incurred in the process to facilitate a completed order. Additionally, FSA may seek damages for nonpayment of administrative fees, to which FSA is entitled, according to Section 3.28 and any attorney's fees incurred in the recovery of these damages.

All terms and conditions are applicable throughout the term of the contract and not any given Year, Make or Model.

1.44 SEVERABILITY

In the event any provision of this contract is held to be unenforceable for any reason, the unenforceability thereof shall not affect the remainder of the contract which shall remain in full force and effect and enforceable in accordance with its terms.

1.45 TERMINATION FOR CAUSE

If through any cause within the reasonable control of the vendor, it shall fail to fulfill in a timely manner, or otherwise violate any of the terms of this contract, the FSA shall have the right to terminate the services remaining to be performed. Written notice of the deficiencies shall be given to the vendor and unless the deficiencies are corrected within 10 business days, the Contract may be terminated for cause immediately. The right to exercise the option to terminate for cause shall be in the sole discretion of the FSA, and the failure to exercise such right shall not be deemed to constitute a waiver of this right.

In that event, the FSA shall compensate the successful bidder in accordance with the contract for all services performed by the bidder prior to termination, net of any costs incurred by the FSA as a consequence of the default.

Notwithstanding the above, the vendor shall not be relieved of liability to the FSA for damages sustained by the FSA by virtue of any breach of the contract by the vendor, and the FSA may reasonably withhold payments to the vendor for the purposes of off set until such time as the exact amount of damages due the FSA from the vendor is determined.

1.46 TERMINATION WITHOUT CAUSE

The FSA can terminate the contract in whole or part without cause by giving written notice to the vendor of such termination, which shall become effective 30 calendar days following receipt by vendor of such notice.
In that event, all finished or unfinished documents and other materials shall be properly delivered to the FSA.

The vendor shall not furnish any product after it receives the notice of termination, except as necessary to complete the continued portion of the contract, if any. The vendor shall not be entitled to recover any lost profits that the vendor expected to earn on the balanced of the Contract or cancellation charges.

Any payments to the vendor shall be only to the total extent of the FSA liability for goods or services delivered prior to the date of notice to terminate the contract.

1.47 CONTRACT ADVERTISMENT AND USE OF FSA LOGO

The CPP logo is an official logo of the Florida Sheriffs Association designed to promote the program. The logo may be used by vendors in accordance with this policy. Use of the logo is limited to the original version received from the FSA. Modifications are not permitted.

Methods of use include, but are not limited to:

- Electronic mediums such as websites, digital marketing campaigns, social media and e-mail; or
- Print media such as forms, marketing campaigns, business cards, posters, banners, brochures, flyers and postcards.

Vendors may request the logo by contacting cpp@flsheriffs.org, and should include a brief description of the how the vendor intends to use the logo.

The official FSA sheriff's star and wreath logo may not be used without prior written permission.

2.0 BIDDER INSTRUCTIONS

2.01 BIDDER QUALIFICATIONS

In order for bids to be considered, bidders who are not currently parties to the existing contract must provide the following material at the time the mandatory qualifying documents are due. FSA reserves the right to accept this information up and until the final award. The purpose of requesting this information is to demonstrate that they are qualified to satisfactorily perform as an awarded vendor.

The bidder shall provide information as on the Bidder Qualifications Form:

- Bidder company name and parent company, if applicable
- Complete business address
- State of incorporation
- Length of time in business
- Names and contact information for key personnel
- Dun & Bradstreet Business Information Report Snapshot
- Identify a minimum of three contracts of similar size and scope
- Identify a minimum of three references for vehicle or equipment sales to government agencies
- Any contracts the bidder has been disqualified from, terminated from or found in default on, to include the reason for disqualification, termination or default

2.02 LICENSING/FACILITIES

Bidders are required to possess a Florida Motor Vehicle Dealer's License in order to bid on any motor vehicle. Bidders must maintain a repair/warranty facility within the State of Florida to provide sales and service for the vehicles and equipment bid.

If a bidder does not maintain a facility to perform warranty work or repair service within the state of Florida, the bidder must provide a detailed plan at the time of bid submission as to how the bidder would service Florida purchasers if awarded the contract. This Service Standard Plan must include:

- Whether the warranty service provider is approved by the manufacturer;
- Estimated quantities sold per item bid;
- If the company plans to contract out for service a copy of the service agreement; and
- Zone specific service plans to include:
    - Response time to initial call from purchaser,
    - Number of personnel available to service the contract,
    - Qualifications of personnel providing warranty work, and
    - Any additional information that would detail how warranty service would be provided.

The sufficiency of Service Standard Plan will be evaluated by the FSA during the bid evaluation.

The FSA reserves the right to periodically request additional or updated information from a bidder regarding the repair/warranty facility during the solicitation and the term of the contract, if awarded. The FSA may also exercise discretion in examining such facility as deemed necessary.

2.03 INSURANCE AND INDEMNIFICATION

Vendor shall be fully liable for the actions of its agents, employees, partners, or third party suppliers and shall fully indemnify, defend, and hold harmless the Florida Sheriffs Association, the participating agencies, and their officers, agents, and employees from suits, actions, damages, and costs of every name and description, including legal counsels' fees, arising from or relating to personal injury and damage to real or personal tangible property alleged to be caused in whole or in part by bidder, its agents, employees, partners, or third party suppliers; provided, however, that the bidder shall not indemnify for that portion of any loss or damages resulting directly from the negligent acts or omissions of the Florida Sheriffs Association and participating agencies or proximately caused by intentional wrongful acts or omissions of the Florida Sheriffs Association and participating agencies.

Vendor's obligations under the above paragraph with respect to legal action are contingent upon the Florida Sheriffs Association and/or participating agencies giving the bidder (1) written notice of any action or threatened action, and (2) the opportunity to take over and settle or defend any such action at bidder's sole expense. Vendor shall not be liable for any cost, expense or compromise incurred by the Florida Sheriffs Association, or participating agencies, in any legal action without bidder's prior written consent, which consent shall not be unreasonably withheld, conditioned, or delayed.

The vendor shall be responsible for the work and every part thereof, and for all materials, tools, appliances and property of every description, used in connection with this particular project.

The vendor shall specifically and distinctly assume, and does so assume, all risks of damage or injury to property or persons used or employed on or in connection with the work and of all damage or injury to any person or property wherever located, resulting from any action or operation under the contract or in connection with the work. It is understood and agreed that at all times the vendor is acting as an independent contractor.

The vendor at all times during the full duration of work under this contract, including extra work in connection with this project shall meet the requirements of this section.

The vendor shall maintain automobile liability insurance including property damage covering all owned, non-owned or hired automobiles and equipment used in connection with the work. The vendor shall maintain comprehensive general liability insurance and general aggregate insurance in the amount and coverage levels specified on the Insurance Checklist. The vendor shall maintain insurance to cover garage operations in the amount specified on the Insurance Checklist.

No change or cancellation in insurance shall be made without 30 calendar days written notice to the FSA.

All insurance policies shall be issued by companies authorized to do business under the laws of the State of Florida and these companies must have a rating of at least B+: VI or better per Best's Key Rating Guide, latest edition.

Copies of original signed Certificates of Insurance, evidencing such coverages and endorsements as required herein shall be provided no later than five business days before the contract award date. The certificate must state Bid Number and Title. The vendor may not begin performance under the contract until such Certificates have been approved by the FSA.

Upon expiration of the required insurance, the vendor must submit updated certificates of insurance for as long a period as any work is still in progress.

It is understood and agreed that all policies of insurance provided by the vendor are primary coverage to any insurance or self-insurance the FSA possesses that may apply to a loss resulting from the work performed in this contract.

All policies issued to cover the insurance requirements herein shall provide full coverage from the first dollar of exposure. No deductibles will be allowed in any policies issued on this contract unless specific safeguards have been established to assure an adequate fund for payment of deductibles by the insured and approved by the FSA.

The liability insurance coverage shall extend to and include the following contractual indemnity and hold harmless agreement:

> The vendor hereby agrees to indemnify and hold harmless the FSA, a 501(c)3, its officers, agents, and employees from all claims for bodily injuries to the public and for all damages to the property per the insurance requirement under the specifications including costs of investigation, all expenses of litigation, including reasonable legal counsel fees and the cost of appeals arising out of any such claims or suits because of any and all acts of omission or commission of any by the vendor, his agents, servants, or employees, or through the mere existence of the project under contract.

The foregoing indemnity agreement shall apply to any and all claims and suits other than claims and suits arising out of the sole and exclusive negligence of the FSA, its officers, agents, and employees, as determined by a court of competent jurisdiction.

The vendor will notify the insurance agent without delay of the existence of the Hold Harmless Agreement contained within this contract, and furnish a copy of the Hold Harmless Agreement to the insurance agent and carrier.

The vendor will obtain and maintain contractual liability insurance in adequate limits for the sole purpose of protecting the FSA under the Hold Harmless Agreement from any and all claims arising out of this contractual operation.

The vendor will secure and maintain policies of third party suppliers. All policies shall be made available to the FSA upon demand. Compliance by the vendor and all third party suppliers with the foregoing requirements as to carrying insurance and furnishing copies of the insurance policies shall not relieve the vendor and all third party suppliers of their liabilities and obligations under any section or provisions of this contract. Vendor shall be as fully responsible to the FSA for the acts and omissions of the third party suppliers and of persons employed by them as he is for acts and omissions of persons directly employed by the vendor.

Insurance coverage required in this contract shall be in force throughout the contract term. The required Insurance Checklist summarizes the bidder's insurance obligations, if awarded.

The FSA can request and the vendor shall furnish proof of insurance within seven calendar days of receipt of the written request from FSA. Should the vendor fail to provide acceptable evidence of current insurance during the contract term, the FSA shall have the right to consider the contract breached and justifying the termination thereof.

If bidder does not meet the insurance requirements; the FSA may consider alternate insurance coverage.

2.04 SPECIFICATIONS

All units covered by this Contract and the specifications shall be the manufacturer's current basic production model, and shall, as a minimum, be equipped with *all* standard factory equipment in accordance with the manufacturer's latest literature unless otherwise noted in the bid document. If awarded, bidders must supply a unit that either meets or exceeds all the requirements included in the applicable detailed specifications.

The bid specifications are contained on the FSA bid system. The FSA base specifications are incorporated in this document by reference.

All bidders will be required to provide information requested on the FSA bid system or may have their bid rejected.

All vehicles, equipment, and options provided must be designed, constructed, and installed to be fully suitable for their intended use and service.

2.05 FIXED PRICES

If the bidder is awarded a contract under this Invitation to Bid, the prices quoted by the bidder at the time of bid submission shall remain fixed and firm during the term of this contract, unless otherwise addressed in a contract extension or price adjustment as provided in this Contract.

2.06 DISCOUNTS

Discounts listed in heavy vehicle and heavy equipment bids shall be below Manufacturer's Standard Retail Pricing (MSRP) or manufacturers published list price for any vehicle, equipment and options.

The vendor has the authority to offer additional discounts based on quantity, as well as additional manufacturer or vendor discounts.

Discount ranges are not permissible. Discounts must be a whole, positive percentage with no decimal place (e.g. 10%).

2.07 SEALED BIDS

For purposes of this solicitation, a sealed bid is considered a bid submitted using VendorLink.

2.08 EXCEPTIONS, OMISSION AND ERRORS

Any exceptions, deviations, or contingencies a bidder may have to specifications or Contract Conditions, Section 3.0 of this document, must be documented in bidder's submission. Exceptions to the specifications at the time of the bid submission shall reference the specification or item number and a written explanation for the request for exception. At FSA's discretion, exceptions, deviations, or contingencies to the specifications or Contract Conditions stipulated by the bidder may result in disqualification of a bidder's submission.

Specifications are based on the most current manufacturer literature available. Bidders should immediately notify the FSA of any inaccuracies in the specifications or required submittal documents. All notifications of inaccuracies must be in writing and timely submitted.

Failure of a bidder to comply with these provisions will result in bidders being held responsible for all costs required to bring the vehicle into compliance with the contract specifications.

Exceptions, deviations or contingencies to the General Conditions or Bidder Instructions, other than those determined to constitute minor irregularities and waived by the FSA pursuant to Section 2.26, may be cause for the rejection of a bidder's submission.

2.09 MISTAKES

Bidders are expected to examine the specifications, delivery schedules, bid prices and all information pertaining to servicing this contract before submitting a bid. Failure to do so will be at the bidder's risk.

2.10 EQUIVALENTS

Bidders must first request approval from the FSA before submitting a bid that includes an equivalent that will supplement an item on the base specification. The FSA will determine whether the proposed equivalent is equal to or exceeds the quality, design and construction than the intended replacement item in the base specification.

Bidders must provide the manufacturer name and model number (or product identifier) of each equivalent when seeking approval. Complete, descriptive, technical literature should demonstrate that the equivalent conforms with specific replacement item.

If the equivalent is approved, the bidder must include the supporting material in the bid submission. Bids will not be considered without this information. If a bid uses equivalents without prior approval, the bid will be deemed nonresponsive.

Vendors offering alternate makes and manufacturers of vehicles or equipment that are not specifically identified in the bid, cannot publish or offer the unapproved equivalents. Offerings of this nature will cause the bid to be rejected. If such offerings are identified after the award has been granted, the offerings, specification or entire award can be removed by the FSA.

When selling equivalents, vendors must disclose to the purchaser that an approved equivalent is being offered.

2.11 MANDATORY PRE-BID MEETING

Prospective bidders are required to attend or participate in the **mandatory** Pre-Bid Meeting in accordance with FSA requirements. The Pre-Bid Meeting is designed for vendors, the Fleet Advisory Committee and the FSA to meet in person to clarify questions on the terms and conditions and to confirm all base specifications are correct.

Bidders have the opportunity to suggest technical modifications or corrections before the specifications are finalized Questions relating to the specifications, the bid process, or award can be asked at the Pre-Bid Meeting.

FSA reserves the right to grant attendance exceptions to the mandatory meeting if the bidder has requested authorization, signs a memo of understanding to agree to meet all the terms and conditions without exception and further waives their right to protest the bid process in its entirety or any portion thereof.

2.12 QUALIFICATION

Prospective bidders are required to complete the qualification forms by the date listed on the Bid Calendar. A bidder becomes a qualified bidder if they comply with this section and Section 2.10, Mandatory Pre-Bid Meeting.

Qualification forms include:

- Drug-Free Workplace Form
- Insurance Checklist
- Manufacturer Authorization Form for each manufacturer bid for Contract FSA20-VEH18.0 and FSA 20-EQU18.0
- Manufacturer Authorization Forms are **not** required for Contract FSA20-VEL28.0
- Emergency Vehicle Technician (EVT) Certification, if bidder is offering emergency lighting and sirens
- Qualified Bidder documentation, as required in Section 2.01

The qualification forms are located on the bid system.

2.13 PRICES QUOTED

Prices submitted as indicated in the sealed bid are final. Bidders acknowledge that prices quoted will be valid for a period of sixty (60) calendar days from the date of bid opening. Each specification, make, and model must be priced and bid separately.

Prices quoted in the bid submission should reflect the final amount the bidder can expect to receive for payment for the specifications bid for the duration of the contract award, unless otherwise addressed by a contract extension or price adjustment as provided in the contract. These prices must be inclusive of all of the components included in the base specification.

Prices bid, including options, must include the administrative fee FSA charges to administer the contract, as outlined in Section 3.28.

Prices must be Free On Board (FOB) destination.

Once awarded, the vendor has the authority to offer discounts for prompt payment. Cash or quantity discounts offered will not be a consideration in determination of award of the bid.

2.14 OPTION PRICING

The bidder shall offer discount below Manufacturer's Standard Retail Pricing (MSRP) or manufacturers published list price for any factory options included in the bid submission and quotes to purchasers, if awarded. FSA requests vendors include most frequently purchased scheduled, factory and aftermarket options in the bid.

Options are intended to add or delete equipment or features from the base specification. Options can provide an upgrade or downgrade to a manufacturer's model, such as a slightly different engine size or horsepower, and should not be made available for purchase separate from the base vehicle or equipment. Bidders shall NOT use options to create a vehicle or equipment that is entirely different than the FSA base specification or are available as another specification bid on this ITB.

Bidder must use proper factory codes for all factory options. Options available through the factory may be bid and supplied to purchaser as "factory" options, unless otherwise requested in writing by the purchaser.

The FSA has the discretion to disqualify bidders if the option pricing is excessive or if options listed are not available for the item bid.

Option pricing will include all costs of labor associated with the option and cost of labor should not be listed separately within the bid. Section 2.15 contains specific instructions and exceptions for emergency lights and sirens.

If a bidder will offer registration and title services as a fee for service, the bidder must include the administrative fee as a separate option (i.e. line item) for each item bid, see Section 3.23 for additional details. Government imposed fees should not be included in this option pricing.

No other additional charges or fees are admissible.

For purposes of this bid, Emergency Lights and Sirens will require a separate pricing sheet upload in the bid system. See Section 2.14 for details on emergency lights and sirens.

If options are not available as a stand alone option, the bidder must indicate in their bid submission any option requiring the purchase of other options, and also indicate options that are a part or dependent of another option. Factory package options are allowable under this contract. Factory package options must be included in the options within the bid document and detailed specifically as to what components the package includes.

When calculating the price for a manufacturer's option requested in this bid that is not listed as an option in the manufacturer's order guide (i.e. model or engine upgrade), the bidder must calculate the option price as the net difference between vendor cost on the representative base vehicle and the total MSRP of the requested option modifying the vehicle. A bidder may bid less than this price, but at no time charge more than the calculation provided here.

The use of options to facilitate the sale of an alternate manufacturer's product which is outside the scope of the written base specification will be determined nonresponsive and the bid will be rejected in whole or part by the FSA.

Example: Bidder CANNOT include option upgrades that result in the selling of a vehicle or truck on one specification that is offered as a separate specification in the bid solicitation. For example, a Vendor who is awarded the bid for 25,500 lb. GVWR Cab & Chassis cannot upgrade this item through an add option to a 30,000 lb. GVWR Cab & Chassis in order to circumvent the bid award winner for the 30,000 lb. GVWR Cab & Chassis.

Purchasers are encouraged to negotiate option pricing with vendors. Discounts can be provided beyond option prices listed in the contract. The additional discounts for each add option shall be decided by the vendor.

Option Upload

The bid system will accept option information from bidders through a .pdf file upload. The option information required for the bid submission of the options under each bid specification number include:

- Bid Item number (FSA item specification number)
- Order code (Manufacturer order code)
- Description
- Price

The options will correspond to the specification or item number. Multiple options may be listed for each each specification or item number bid. Therefore, bidders that do not indicate the correct item number with the option information bid will not have options displayed for the item bid. If option pricing is not uploaded correctly, FSA may require bidders to correct the formatting of the options, but pricing may not be modified. Failure of the bidder to make corrections may cause the bid to be rejected.

If the bidder wishes to offer credit to the purchaser for an option that is standard on the FSA base specification, the bidder should include the word "Credit" at the beginning of the description, and continue to describe the option being credited. For example, "Credit: one key fob" that corresponds with the price the bidder will credit the purchaser.

2.15 EMERGENCY LIGHTS AND SIRENS

Under Florida Statute 316.003(1), authorized emergency vehicles are defined as:

> Vehicles of the fire department (fire patrol), police vehicles, and such ambulances and emergency vehicles of municipal departments, public service corporations operated by private corporations, the Fish and Wildlife Conservation Commission, the Department of Environmental Protection, the Department of Health, the Department of Transportation, and the Department of Corrections as are designated or authorized by their respective department or the chief of police of an incorporated city or any sheriff of any of the various counties.

Bidders that will provide or contract to provide emergency light and siren installation must also submit Emergency Vehicle Technician Certifications for the individuals working for the bidder or the designated third-party supplier who will perform the installation. FSA reserves the right to accept certifications up and until final award.

Vendors that will install emergency lights and sirens are required to provide and install products that are Society of Automotive Engineers (SAE) certified. SAE Certifications must include Class 1, Class 2 and Class 3

in order to be eligible for participation in the Contract. If a lighting or siren product installed on an emergency vehicle is not SAE Certified, the vendor can be found in default of the Contract.

Prices submitted for emergency lights and sirens shall include all applicable government imposed fees.

Labor may be charged for the installation of emergency lights and sirens. Labor rates must be disclosed as part of the bid submission.

For vehicles that are manufacturered with emergency lights and sirens, including motorcycles, bidders may not charge for labor, emergency lights or sirens that come from the factory equipped with these features as standard equipment.

Bid Submission of Emergency Lights and Sirens
Bidders will be asked to provide pricing for emergency lights and sirens by submitting a pricing sheet. The bid system will receive pricing through a standardized Excel file. The pricing sheet will include:

- Group
- Order code
- Description
- Price (part only)
- Labor hours
- Labor cost per hour

2.16 SUBMITTAL OF BID

Bidders are required to submit a bid using the FSA bid system, VendorLink. Bid submissions include pricing for the base specification, option descriptions and pricing, and any applicable lighting/siren pricing, as well as all other required documentation.

The bid must be received by the date and time specified on the Bid Calendar. Failure to meet all submission requirements by the date indicated on the Bid Calendar will result in rejection of the bid.

Bid System: VendorLink
Bidders must submit their bid electronically using the on the FSA bid system, which is located at https://www.myvendorlink.com. Bids not submitted within VendorLink will be rejected. Bidders are encouraged to participate in training provided for Vendorlink.

User names and passwords will be issued to qualified after registering in the bid system, qualified bidders will be invited to bid.

Prices are to be rounded to the nearest whole dollar (i.e. $10, not $10.05). The bid system allows for cents, however the bid evaluation is based on the whole dollar. If a bidder submits bid pricing using cents, the following formula will be applied:

- $.01-.49 will be rounded down to the prior dollar bid (e.g. $50.49 = $50)
- $.50-.99 will be rounded to the next dollar (e.g. $50.50 =$51)

Bid Submission
To ensure correct bid submittal and formatting, Bidders shall:

1. Submit bid electronically through the FSA bid system, VendorLink, for the applicable bid.

2. Input bid price in the bid system price field within each specification being bid.
3. Upload files only in MS Word (.doc or .docx), Excel (.xls or .xlsx), and PowerPoint (.ppt or .pptx); Adobe Portable Document Format (.pdf); or Compressed File (ZIP) formats.
4. Enable printing on files submitted.
5. Separate and identify each part of the submission (i.e. document type, form type, content type) with a divider/separation page.)
6. Bids must be input into the standardized format in VendorLink.
7. Contact VendorLink technical support at support@evendorlink.com, if technical difficulties arise during bid submission.
8. Follow all instructions outlined in this Invitation to Bid and provide all requested information.

The bid submitted in VendorLink shall include the following documents:

- Executed Contract Signature Page
- Build sheet in a single merged .pdf document for each item bid as prescribed in the FSA bid system.
    - A build sheet is a document from the bidder or manufacturer that confirms that the vehicle or equipment bid matches the FSA base specification. If using the manufacturer's print-out, the document shall include the FSA bid specification item number, and indicate the manufacturer's base model code and display the standard equipment required to provide the base vehicle or equipment as outlined in the FSA base specification. For example, manufacturer print-outs can include Ford – Dora, General Motors – GM Autobook. Carbook Pro build sheets are acceptable. If vendor-installed aftermarket components are used to meet the base specification and these components must be identified on the build sheet. Build sheets for each item bid must be complied into a single .pdf document. Build sheets should be in numerical order by specification, clearly identifiable by specification or item number, and include model name and number. If FSA cannot determine which specification the build sheet is for, the item bid can be rejected as nonresponsive.
- Option pricing required as a single merged .pdf document as prescribed in the FSA bid system.
- Pricing Sheet for Emergency Vehicle Lights and Sirens, if applicable.
- Emergency Vehicle Technician Certifications, if applicable.
- Service Standard Plan, Section 2.02, if applicable.
- Any requested equivalents, Section 2.10, or exceptions, Section 2.08.
- Certificates of Insurance, as applicable for policies in existence at the time of bid submission

FSA may ask awarded bidders to supply one hard copy set with original, written signatures and original compliance forms, prior to the contract execution. Hard copy bids should not be submitted unless specifically requested by FSA.

2.17 ZONE BIDDING

Bidders are allowed to bid in one or more geographic zones. The zone map is included in Appendix B. A space is provided for the bidder to indicate pricing for each zone. The bidder only submits a bid for each zone if pricing is provided for each zone.

2.18 EXECUTION OF BID

By submitting a response to this Invitation to Bid, the bidder agrees to the terms and conditions of this contract and to be bound by such terms and conditions if selected for award. The bidder must submit the Contract Signature Page with the signature of an authorized representative no later than the date of the final award.

2.19 MODIFICATION OR WITHDRAWALS OF BIDS

A bidder may submit a modified bid to replace all or any portion of a previously submitted bid until the due date and time listed in the Bid Calendar. Modifications received after the bid due date and time will not be considered.

Bids can be withdrawn in writing prior to the contract award. If a bidder believes that the bidder must withdraw the bid, the bidder must contact FSA immediately. Bid withdrawals are handled on a case by case basis, and can result in a limitation of participation in future bids.

2.20 LATE BIDS

The responsibility for submitting a bid before the stated due date and time on the bid calendar is solely and strictly the responsibility of the bidder. The FSA is not responsible for delays caused by technical problems, any internet outages or delays incurred by electronic delivery, or any other occurrence. Any reference to time will be based on Eastern Time.

2.21 BID OPENING

Bids shall be opened on the date and time specified on the Bid Calendar. The bid opening will occur at the Florida Sheriffs Association, 2617 Mahan Drive, Tallahassee, Florida.

FSA shall read the bidder name and verify that the bidder successfully input the bid within the timeframe prescribed for bid submission in the Bid Calendar.

2.22 DETERMINATION OF RESPONSIVENESS

Determination of responsiveness will take place at the time of bid opening and evaluation. In order to be deemed a responsive bidder, the bid must conform in all material respects to the requirements stated in the Contract. As set forth in section 2.27, FSA reserves the right to waive or allow a vendor to correct minor irregularities.

2.23 RESPONSIBLE BIDDER CRITERIA

Bids will be evaluated to determine if eligibility and contract requirements are met. Responses that do not meet all requirements of this Invitation to Bid or fail to provide all required information, documents or materials may be rejected as nonresponsive.

Bidders whose responses, past performance, or current status do not reflect the capability, integrity, or reliability to fully and in good faith perform the requirements of the Contract may be rejected as non-responsible. In determining a responsible bidder, the following factors may be considered:

- Adequacy of facilities, staffing, and financial resources;
- Previous experience with FSA contract or other similar government contracts;
- Ability to provide excellent customer service, including previous FSA contracts;
- Any other information relevant to the responsibility of a vendor that FSA is aware of.

In addition to the requirements of Section 2.01, FSA reserves the right to request staffing, performance and financial information from any bidder during the evaluation process if FSA determines this information is necessary to award the bid.

FSA reserves the right to determine which responses meet the requirements, specifications, terms and conditions of the solicitation, and which bidders are responsive and responsible.

FSA further reserves the right to limit participation of bidders who, in FSA's sole discretion, are determined to present responsibility concerns that call into question the bidder's ability to perform but that do not rise to the level of requiring rejection of the bidder as nonresponsible.

2.24 BASIS FOR AWARD

The FSA shall make awards to the lowest bidder by specification, by manufacturer and by zone to bidders deemed to be responsive and responsible. Awards may also be made to the second and third lowest bidders by specification, by manufacturer and by zone, if applicable and determined to be in the best interest of the FSA and the purchaser.

The Fleet Advisory Committee serves as the initial review for bid submissions. The Fleet Advisory Committee's review is submitted to the FSA for final evaluation and determination of award.

The options in the bid shall be for informational purposes only and will not serve as a basis for bid protest. However, the FSA has the discretion to consider option pricing in making the award if doing so would be in the best interests of the FSA or the purchaser.

FSA reserves the right to accept or reject any and all bids, and to waive any minor irregularity, technicality or omission if it determines that doing so will serve the purchaser's best interest.

2.25 FIRM BID

Bidder warrants by virtue of bidding it is submitting a firm bid and the prices quoted in their bid response will be good for an evaluation period of sixty (60) calendar days from the date of bid opening, and if awarded through the duration of the contract unless otherwise addressed by a contract extension or price adjustment as provided in this contract.

By virtue of the bid submission, bidder acknowledges its obligation to sell vehicles and equipment in all zones for which it is awarded. Failure of the bidder to comply with these requirements may result in the imposition of liquidated damages of up to $1,000 per vehicle or equipment, which amount the vendor

agrees is reasonable, or probation, suspension, termination or a combination thereof from current and future bids at the FSA's discretion.

2.26 BID TABULATIONS

The Bid Tabulation report will be posted on the FSA Cooperative Purchasing Program website after the bid submission closes as indicated in the Bid Calendar. https://www.flsheriffs.org/law-enforcement-programs/cooperative-purchasing-program/dealers-only.

If there is a delay in posting the bid tabulation results, FSA will post a notice of the delay and a revised date for posting of results.

2.27 MINOR IRREGULARITIES/RIGHT TO REJECT

The FSA has the right to accept or reject any and all bids, or separate portions thereof, and to waive any minor irregularity, technicality or omission if the FSA determines that doing so will serve its best interest or the best interest of the purchasers. A minor irregularity is a variation from the terms and conditions of this procurement that does not affect the price of the bid or give the bidder a substantial advantage over other bidders and thereby restrict or stifle competition and does not adversely impact the interests of the FSA or the purchasers. At its option, the FSA may allow a bidder to correct minor irregularities but is under no obligation to do so. In doing so, the FSA may request a bidder to provide clarifying information or additional materials to correct the irregularity. However, the FSA will not request and a bidder may not provide the FSA with additional materials that affect the price of the bid, or give the bidder an advantage or benefit not enjoyed by other bidders.

The FSA may also reject any bids not submitted in the manner specified in this document.

2.28 CONE OF SILENCE

This Invitation to Bid is subject to the Cone of Silence that begins the date the bid submission opens through the bid award date and effective date of the awarded contract as indicated in the Bid Calendar. During this period all communications regarding this solicitation between FSA and Bidder will cease, except for procedural questions, questions regarding problems incurred in the use of the the bid system, or communications initiated by the FSA. All permitted communications during this period shall be made in writing to the procurement contacts identified in Section 1.01 of this Invitation to Bid.

FSA is not responsible for bidder's improper use of the bid system. Exceptions will be granted to this section should any bid system malfunctions occur.

3.0 CONTRACT CONDITIONS

3.01 GENERAL REQUIREMENTS

Once the bid has been awarded, the terms and conditions of this document become the Contract between the FSA and the awarded vendor.

The terms and conditions apply to all vehicles and equipment purchased from this contract.

3.02 STATEMENT OF AUTHORITY

Each person signing the Contract warrants that he/she is duly authorized to do so and binds the respective party to the Contract.

3.03 VENDOR CONTACT INFORMATION

The vendor will maintain current contact information with FSA at all times.

If a change occurs during the contract, the vendor must notify FSA immediately. The Vendor Change Document must be completed, signed by an authorized representative and submitted via e-mail to CPP@flsheriffs.org.

A sample Vendor Change Document can be found in Appendix A and on the FSA website.

3.04 OPTION TO RENEW & PRICE ADJUSTMENT

Renewal Option
The contract may be renewed by mutual agreement, initiated at the discretion of the FSA, for up to two (2) additional years, on a year to year basis. The FSA reserves the right to in its sole discretion elect to renew the contract in whole or in part.

In the event that the contract is held beyond the term provided herein, it shall be on a month-to-month basis only and shall not constitute an implied renewal of the contract. Such a month-to-month extension shall be upon the same terms of the contract and at the compensation and payment provided herein.

Price Adjustment
On an annual basis during the contract term, the FSA may consider a price adjustment due to changes in the Producer Price Index (PPI) as published by the U.S. Department of Labor, Bureau of Labor Statistics, as a result of any changes to national or state standards that require substantial cost adjustments, significant manufacturer changes to the production of and specification design, or in the event of material changes in tariffs that result in cost increases of 15% or more.

The price adjustment request may be considered and implemented by FSA on an annual basis during the initial term, or upon the completion of the initial term or a 12-month renewal period. Price adjustments will be implemented upon request from a vendor or in the event that the FSA determines in its sole discretion that such a price adjustment is warranted.

Prices may be increased or decreased by the percentage change reflected in the nationally published PPI. FSA shall determine the PPI based on the most recent published PPI initiated at the time of renewal that best reflects adjustments to the economy over the previous 12 months.

In the event of changes to national or state standards, the vendor must present verifiable changes in cost to FSA. The FSA will consider the cost changes and will make a final determination on the change in price.

In cases where manufacturers have significant changes to production and specification design to an awarded item, FSA will consider certified manufacturer price changes and may allow price adjustments to reflect such changes in price from the manufacturer to the awarded vendor.

For any vendor-initiated price adjustment to commence on the first day of the renewed contract term, extension or the end of a 12-month period, the vendor's request or adjustment should be submitted one hundred and twenty (120) calendar days prior to expiration of the then current contract, extension or 12-month period. The vendor-initiated price adjustment request must clearly substantiate the reasons for the requested increase. If no request is received from the vendor, the FSA will assume that the vendor has agreed that the optional term may be exercised without pricing adjustment. Any adjustment request received after the commencement of a new option period will not be considered.

The FSA reserves the right to accept the renewal adjustment or to allow the contract to fully or partially terminate and readvertise for bids, whichever is in the best interest of the FSA.

3.05 ADDITIONS AND DELETIONS

The FSA reserves the right to add or delete any items from this bid or resulting contract when deemed to be in the best interest of FSA and the participating purchasers.

FSA reserves the right to remove, discontinue or suspend the sale or offering of any product within the Invitation to Bid document or existing contract, at its discretion.

This decision to take action may be based upon and not limited to:

- Few or no sales;
- Product recalls and other safety issues;
- Vendor/Manufacturer performance; or
- Lack of relevance of products.

3.06 EQUITABLE ADJUSTMENT

The FSA may make an equitable adjustment to the contract terms or pricing at its discretion.

3.07 CONDITIONS

It is understood and agreed that any item offered or shipped as a result of this bid shall be the most current model offered, i.e. the most current production model at the time of this bid.

3.08 PRODUCTION CUTOFF

Vendor shall notify the FSA in writing no less than sixty (60) calendar days prior to the close of final order date by the manufacturer when the final order date is during the term of the contract. Notification shall be provided in writing.

Purchase orders received by the vendor ten (10) business days prior to the final order date must be accepted and entered into the order system with the manufacturer.

If a purchase order has been timely received by the vendor or the manufacturer, and the manufacturer fails to produce or deliver the production year vehicle, the vendor must provide the next year's equivalent model at current contract prices.

Purchase orders issued and received after the production cutoff date will be subject to availability. In this case, the vendor and manufacturer have the discretion whether to choose to provide next year's model at current year's prices until the end of the contract term.

If the manufacturer cutoff date is during the term of the contract and will affect the purchaser's ability to obtain the specifications, FSA may consider substitutions from the same manufacturer.

3.09 FACILITIES

The FSA reserves the right to inspect the vendor's facilities at any time with prior notice.

3.10 SUBSTITUTIONS

The FSA or purchasers will NOT accept substitutes of any kind. Vendors are expected to furnish the brand quoted in the bid once awarded. Any substitutes will be returned at the vendor's expense. Delivery of substitutes and the delay in supplying the correct specification can be deemed grounds for termination for default.

3.11 POLICE RATED VEHICLES & MOTORCYCLES

Vehicles in this category have been reviewed by one or more of the nationally recognized authorities on Police Vehicle Testing Program/Evaluation.

These evaluations are not designed to recommend a particular product, but to serve as a resource for vehicles which are currently being offered for law enforcement service. To see the full detailed report click or copy the links below.

The importance with which each individual phase is weighted in these evaluations is a subjective decision which should be made by each agency based upon that agency's needs.

For the purposes of this bid, the following are recognized authorities:

> State of Michigan, Department of State Police and Department of Technology, Management and Budget Police Vehicle Evaluation Program

https://www.michigan.gov/documents/msp/2019MYPoliceVehicleEvaluationTestBook_639203_7.pdf

Los Angeles County Sheriff's Department Law Enforcement Vehicle Test and Evaluation Program Vehicles:
https://www.lasd.org/pdfjs/web/viewer.html?file=VehicleTestBooklet.pdf

Motorcycles:
https://www.lasd.org/pdf/2017_MotorcycleTestBooklet12192017.pdf

3.12 SPECIAL SERVICE VEHICLES

Vehicles in this category in some cases have been reviewed by one or more of the nationally recognized authorities on Police Vehicle Testing Program/Evaluation. These vehicles are labeled as Special Service Vehicle (SSV) and often used in public safety applications and other areas of government. Refer to manufactures published information for detailed information regarding these vehicles.

3.13 CAB AND CHASSIS PURCHASES

Cab and Chassis can be purchased from the vendor without any required additional fitting by the vendor. If an incomplete chassis is sold to an agency, then the vendor is not responsible for the tag and title. Vendors are responsible for tag and title work if the chassis is completed by the vendor or the vendor's contracted third party supplier.

FSA highly recommends that all upfitting of cab and chassis be performed by vendors who are licensed and certified to perform such work to avoid unnecessary exposure to future liability.

The requirements of Florida Statute 319.21 related to the manufacturer statement of origin apply to cab and chassis purchases.

3.14 FACTORY INSTALLED

All options specified as factory installed are to be installed on the vehicle at the primary site of assembly and is to be the manufacturer's standard assembly-line product. No aftermarket and no vendor-installed equipment will be accepted as factory installed. Vendors found supplying aftermarket or vendor-installed equipment where factory installed are specified may be required to retrieve all delivered vehicles and reorder new vehicles meeting the specifications.

All factory ordered options are to be original equipment manufacturer (OEM) and factory installed unless otherwise noted by the vendor and acknowledged in writing by the purchaser. Verbal agreements will not be recognized.

Aftermarket parts, modifications, and factory produced parts and components ordered and installed by a vendor that do not meet the requirements of factory installed components, will be rejected for noncompliance with the requirements of the specification.

In the event that a component that does not meet the specifications is found installed on a vehicle before or after the vehicle has been accepted by the purchaser, the vendor shall be required to replace the vehicle

with a vehicle that meets the required specifications, including factory installed components. In the alternative, the purchaser shall decide whether they will accept vendor installed components.

3.15 VENDOR INSTALLED OPTIONS

All vendor-installed accessories or options shall be installed according to the manufacturer's specifications. Examples include, but are not limited to a roll bar, trailer hitch, etc.

All such accessories must be manufactured by an established manufacturer of the product provided. Vendor is required to disclose Make and Model of product being offered and the location, design, and model must be approved by the purchaser prior to installation. Prior to any purchase, the vendor must also disclose the warranty of any item that is less than or exceeds the factory vehicle or equipment warranty coverage.

A vendor that employs a third-party supplier or subcontracts technicians to install emergency equipment on vehicles purchased on this contract is required to utilize technicians that are certified in Law Enforcement Vehicle Installation through EVT Certification Commission, Inc. or an approved equivalent.

The FSA may at any time during the contract period request proof of the required certification.

Any vendor that violates this provision will be considered in default of the contract. FSA may terminate the contract in accordance with Section 1.45 of this Invitation to Bid.

3.16 NON-SCHEDULED OPTIONS

FSA requests vendors include most frequently purchased scheduled, factory and aftermarket options in the bid document. If a purchaser requests a non-scheduled option that is not included in the bid document, the vendor may provide this non-scheduled option. The purchaser has the opportunity to request the vendor's discount pricing for any non-scheduled options during the quote process. At no time should the non-scheduled option exceed MSRP or Published List Price.

Non-scheduled options should be listed as a separate line item and noted on the purchase order to include the price. All non-scheduled options are covered under these terms and conditions.

3.17 FORCE MAJEURE

A vendor shall not be penalized for a delay resulting from the vendor's failure to comply with delivery requirements if neither the fault nor the negligence of the vendor or its employees contributed to the delay and the delay is due directly to acts of God, wars, acts of public enemies, strikes, fires, floods, or other similar cause wholly beyond the vendor's control, or for any of the foregoing that third party suppliers if no alternate source of supply is available to the vendor.

3.18 DELIVERY TIME

Vendors shall specify the estimated delivery time in calendar days for each item. The purchaser should consult the vendor regarding vehicle production schedules. Delivery shall be within the normal working hours of the user, Monday through Friday, excluding holidays.

3.19 ORDER

The vendor shall submit a copy of the purchase order to the FSA within 15 calendar days of receipt from the purchaser.

To initiate a purchase, a purchaser issues a purchase order to the vendor, which shall include:

- The contract number and title,
- Specification number,
- Purchaser's federal identification number, and
- Name, phone number and email address for the point of contact at the purchasingagency.

Delivery or due dates should be discussed with the vendor at the time the quote is provided to the purchaser, or if no quote is provided, when the purchase order is delivered to the vendor. It is important to note that vendors do not have any control over production delays in schedules from the manufacturer.

While it is recommended that an agency purchase from the zone which is closest to their location, it is not mandatory to do so. If the purchaser determines that a vendor in another zone can better serve the purchaser's needs, the purchaser may order from a vendor in another zone. Vendors that provide vehicles or equipment outside of an awarded zone may upon mutual agreement between the vendor and the purchaser charge a delivery fee.

The purchaser should forward an executed copy of the purchase order to the FSA at the same time the purchase order is sent to the vendor. Emails or hard copies are acceptable. Emails can be sent to coop@flsheriffs.org.

If a vendor receives a purchase order for a specification for which they were not awarded, the vendor must notify the purchaser and return the purchase order to the purchaser within three (3) business days.

All vehicles ordered prior to production cut off and in accordance with the contract shall be supplied in the manufacturer's next model run of that class vehicle even if it requires supplying a later model at the original bid prices.

Vendor shall place the order with the manufacturer within 10 business days of receipt of the purchase order. The vendor shall assure that all orders are placed in full compliance with the specifications and the terms and conditions of the Contract and the purchase order.

It is the vendor's responsibility to ensure that the vehicle or equipment ordered by the purchaser is fully compatible with all ordered options and that the vehicle complies with all applicable manufacturer and industry standards. The vendor's acceptance of a purchaser's order will indicate that the vendor agrees to deliver a vehicle that will be fully compatible with all of its options.

Any changes that are required to bring a vehicle or equipment into compliance with the various options due to an incorrect order will be accomplished at the vendor's expense.

A Confirmation of Order form shall be completed by the vendor and returned to the purchaser 14 calendar days from receipt of purchase order without notification by the purchaser. An example Confirmation of Order form is included in Appendix C.

Any additional information needed to complete this form should be obtained from the purchaser. The form may be modified to accommodate each purchaser as necessary.

3.20 VEHICLE AND EQUIPMENT DELIVERY

At a minimum, pre-delivery service shall include the following:

- Standard Vendor and Manufacturer protocol for new vehicle and equipment delivery;
- Cleaning of vehicle and equipment, if necessary, and removal of all unnecessary tags, stickers, or papers (window price sticker or supplied line sheet shall remain);
- Speedometer must be correct regardless of the tires provided by the vehicle manufacturer or axle ratio furnished;
- Verification that the hour meter does not exceed five (5) hours for equipment;
- Owner's manual and warranty manual to accompany each vehicle and equipment; and
- MSRP list sheet (window sticker) MUST be in the vehicle when it is delivered to the purchaser. Vehicles that are missing this form, or have forms that have been altered will not be accepted. Build sheets, or documentation that verifies what components are included on the equipment being delivered, must be provided for equipment.

The vendor shall be responsible for delivering vehicles and equipment that are properly serviced, clean and in first class operating condition.

Vendor shall complete delivery of the vehicle and equipment to the purchaser within fourteen (14) calendar days of receipt of the vehicle from the manufacturer or equipment supplier. This deadline shall not apply to vehicles originating as an incomplete chassis.

Receipt of a vehicle or equipment by the vendor is defined as acceptance of the vehicle or equipment from a common carrier at the vendor's place of business or any third party's place of business.

Deliveries of less than 350 miles may be accomplished by driving the vehicle. Any delivery accomplished by driving the vehicle must be supervised and the driver must comply with manufacturer's break-in requirements and all applicable traffic laws. Any delivery accomplished by driving a police rated vehicle must use an "OUT OF SERVICE" cover on light bars.

All deliveries in excess of 350 miles shall be made by transport, or otherwise approved by the purchasing agency. However, this requirement shall not apply to incomplete chassis. The purchaser has the option to reject a vehicle with more than 350 odometer miles, or may deduct $0.51 cents per mile in excess of 350 miles from the invoice, unless distance above 350 miles was previously approved by the purchaser. This requirement also applies to redelivery of vehicles that were rejected upon initial delivery. Equipment with more than five (5) hours on the hour meter may be rejected by the purchaser or the purchaser may choose to negotiate a lower purchase price when the unit exceeds five hours.

All warranties shall begin at the time of delivery to the purchaser. The purchaser's warranty should not be active for incomplete vehicles or equipment and vehicles or equipment delivered to a third-party supplier before final delivery.

Vendor shall notify the purchaser no less than twenty four (24) hours prior to delivery of the time and location, which shall reflect the mutually agreed upon delivery details. Transport deliveries must be unloaded and inspected by purchaser. Deliveries not complying with these requirements may be rejected and will have to be redelivered at vendor's expense.

All vehicles or equipment with fuel tanks of thirty-five (35) gallons or less must contain no less than one quarter (1/4) tank of fuel as indicated by the fuel gauge at the time of delivery. For vehicles and equipment that have more than thirty-five (35) gallons, a minimum of one eighth (1/8) of a tank of fuel must be provided.

3.21 INSPECTION AND ACCEPTANCE

It is the responsibility of the purchaser to inspect a vehicle or equipment for any damages.

Each purchaser shall make a good faith effort to inspect the vehicles or equipment before or at the time of delivery for acceptance. One (1) day is the suggested period for inspection. However, if reasonable accommodations for inspection cannot be made upon delivery, the purchaser may have up to three (3) business days to inspect the vehicle or equipment for acceptance.

Inspection and acceptance will be at the purchaser's destination unless otherwise previously agreed upon location was provided in the purchase order.

It is the purchaser's responsibility to thoroughly inspect each vehicle and equipment prior to acceptance. Copies of the bid specifications and purchase order will be delivered with the vehicle. Purchasers are to inspect the vehicle and equipment and compare bid specifications, purchase order and manufacturer's window sticker or manufacturer's invoice to ensure vehicle or equipment meets or exceeds the requirements of the bid specifications and the submitted purchase order. Purchasers should inspect the vehicle and equipment for physical damage.

Delivery of a vehicle or equipment to a purchaser does not constitute acceptance for the purpose of payment. Final acceptance and authorization of payment shall be given only after a thorough inspection indicates that the vehicle and equipment meet contract specifications and the requirements listed below.

Should the delivered vehicle differ in any respect from specifications, payment can be withheld until such time as the vendor completes the necessary corrective action.

Units shall be delivered with each of the following documents completed or included:

1. Copy of Customer's Purchase Order
2. Copy of the applicable Vehicle or equipment specification
3. Copy of Manufacturer's Invoice or Window Sticker for vehicles (prices may be deleted from the manufacturer's invoice); or a Build sheet, or documentation that verifies what components are included on the equipment being delivered, for equipment
4. Copy of Pre-Delivery Service Report
5. Warranty Certification

6. Owner's manual
7. If the vendor does not provide the tag and title, then the DHSMV 82040 (*Application for Certificate of Title and/or Vehicle Registration)* which requires a signature of authorized representative.

Deliveries that do not include the above items will be considered incomplete and can be refused.

3.22 REGISTRATION, TAG AND TITLE

Costs of registration, tag and title shall not exceed the statutory rates. FSA administrative fee does not apply to tag and title work.

Title items shall be the responsibility of the vendor. If the purchaser is a government agency, the purchaser has the right to choose to register and title the vehicle or equipment.

Reasonable administrative costs for registration and title services, including obtaining temporary tags, tag transfers, and new tags are permitted. All costs associated with obtaining, filing and shipping of tags shall be listed as an option during the bid submission for each item bid. Administrative costs can include convenience fees, cost reimbursements for filing, obtaining or delivery of tags, or any costs over the original purchase price of the registration and title. Administrative costs for registration and titling can be negotiated between the purchaser and the vendor.

3.23 INVOICING AND PAYMENTS

Invoicing and payments shall be the responsibility of the vendor and purchaser placing orders using this contract. Vendors must invoice each purchaser independently.

A purchaser has three (3) business days to inspect and accept the vehicles or equipment. The vendor shall be paid upon submission of invoices to the Purchaser after satisfactory delivery and acceptance of the vehicles and/or equipment.

The Local Government Prompt Payment Act will apply to ensure timely payment of Vendor invoices. The Local Government Prompt Payment Act is defined in Sections 218.70–218.79 of Florida Statutes.

3.24 WARRANTY REPAIRS AND SERVICE

All warranties shall begin at time of delivery and final acceptance by the purchaser. Failure by any manufacturer's authorized representative to render proper warranty service or adjustments, including providing a copy of the warranty work order to the purchaser, may subject the vendor to suspension from the approved vendor listing until satisfactory evidence of correction is presented to the FSA.

3.25 INADEQUATE SERVICE

When vehicles and equipment require service or adjustments upon delivery, the vendor shall either remedy the defect, or be responsible for reimbursing the manufacturer's local authorized representative or other service provider to remedy the defect. Such service or adjustments shall be initiated by the vendor within 48 hours after notification by a purchaser, not to include weekends and holidays. Delivery will not be considered complete until all services or adjustments are satisfactory and the vehicle or equipment is redelivered.

The provisions of the delivery section shall remain in effect until the redelivery is accomplished. The cost of any transportation required shall be the responsibility of the vendor until the vehicles or equipment are satisfactory and accepted by the purchaser.

3.26 REPORTING: PURCHASE ORDERS & QUARTERLY REPORTS

Purchase Orders

The vendor must submit copies of purchase orders upon receipt to the FSA. Purchase orders are considered late if not submitted fifteen (15) calendar days after the date of the purchase order. Purchase orders and accompanying documentation shall include base specification items purchased and all options itemized separately.

Vendors should scan a complete copy of the purchase order and attach it as a .pdf. Place the document title in the subject line of the e-mail and send purchase order copies to COOP@flsheriffs.org.

The files should be named using the the name of the purchasing entity, the purchaser type and the PO number. The purchaser type other can include any other eligible purchaser including special district, fire department or other purchasing entity not specifically named here. Out of state sales should include the state in the name.

PURCHASER TYPE	SAMPLE STRUCTURE	EXAMPLE
MUNICIPALITY	City Name PO 12345.pdf	Tallahassee PO 12345.pdf
COUNTY	County Name County PO 12345.pdf	Leon County PO 12345.pdf
EDUCATION	Educational Institution Name PO 12345.pdf	Florida State University PO 12345.pdf
OTHER	Special District Name PO 12345.pdf	Northwest Florida Water Management District PO 12345.pdf
SHERIFF	Sheriff Office Name PO 12345.pdf	Leon County Sheriff PO 12345.pdf

Quarterly Reports

Quarterly reports are the contractual responsibility of each vendor. Quarterly reports which do not adhere to the required format (as set forth in Appendix D) or are not complete of all purchase orders received and/or deliveries made during the quarter will be returned to the reporting vendor for correction of deficiencies.

Quarterly reports track the purchase orders received, deliveries made, and vendor administrative fees prescribed in Section 3.28 due in a given quarter.

All required quarterly report templates can be downloaded from the FSA website under the Cooperative Purchasing Program page, Other Links, Vendor Only page. All quarterly reports are to be sent to REPORTS@flsheriffs.org.

The quarterly report template shall be submitted using the Excel workbook provided. The workbook contains three 3 worksheets. The first worksheet titled “Instructions” must be completed with the name of the vendor and the quarter being reported in the fields that appear in red text. The quarter being reported should be selected from the drop down box. This information will be copied to the report page

headers in each worksheet. The second worksheet must contain all sales or purchase orders received during the quarter. The third worksheet must contain information on all deliveries made during the quarter. This tab will automatically calculate the administrative fee due to FSA.

Purchase orders should not be sent with quarterly reports. A screenshot of the template of a quarterly report is located in Appendix D. Quarterly reports must be completed and submitted electronically. Quarterly reports are due no later than the 15th day of the month following the end of the quarter.

Quarterly reports shall follow this schedule for the duration of the contract:

Contract Year 1: October 1, 2020 – September 30, 2021

Year 1 Quarter 1:	October 1 – December 31	Q1 Report Due:	January 15
Year 1 Quarter 2:	January 1 – March 31	Q2 Report Due:	April 15
Year 1 Quarter 3:	April 1 – June 30	Q3 Report Due:	July 15
Year 1 Quarter 4:	July 1 – September 30	Q4 Report Due:	October 15

Contract Year 2: October 1, 2021 – September 30, 2022

Year 2 Quarter 1:	October 1 – December 31	Q1 Report Due:	January 15
Year 2 Quarter 2:	January 1 – March 31	Q2 Report Due:	April 15
Year 2 Quarter 3:	April 1 – June 30	Q3 Report Due:	July 15
Year 2 Quarter 4:	July 1 – September 30	Q4 Report Due:	October 15

Contract Year 3: October 1, 2022 – September 30, 2023, as applicable

Year 3 Quarter 1:	October 1 – December 31	Q1 Report Due:	January 15
Year 3 Quarter 2:	January 1 – March 31	Q2 Report Due:	April 15
Year 3 Quarter 3:	April 1 – June 30	Q3 Report Due:	July 15
Year 3 Quarter 4:	July 1 – September 30	Q4 Report Due:	October 15

If a contract extension is executed, the quarterly reports will maintain the same schedule for future reporting periods.

Quarterly reports must be submitted even if there are no sales or no deliveries in a quarter. If a vendor has no sales within a quarter, the vendor shall indicate “No sales this quarter” on the top row of the sales worksheet. If the vendor has no deliveries in a given quarter, the vendor shall indicate “No deliveries this quarter” on the top row of the delivery worksheet.

FSA reserves the right to modify the procedure for submitting quarterly reports during the term of the contract. Such a change shall not materially modify the substance of the information to be reported, but may change the method by which future quarterly reports are to be submitted. In the event of such a change, FSA will provide written notice to all vendors of the method by which future quarterly reports are to be submitted.

3.27 ADMINISTRATIVE FEE

The FSA charges three quarters of one percent (.0075) to procure, process and administer the Contract.

After receipt of payment from contract purchases, the vendor shall remit all administrative fees to the FSA no later than 15 calendar days after the end of each quarter. All fees payable to the FSA during any given quarter will be accompanied and supported by a Quarterly Report.

Bidders are to include the administrative fee of three quarters of one percent (.0075) in all bid prices. The fee should be incorporated into the price at the time of bid submission This fee should also be included on all add options. The administrative fee will remain payable to FSA and no relief from payment of the administrative fee, nor any additional charge to recoup the administrative fee, will be permitted if a vendor fails to incorporate the administrative fee in its bid pricing.

The fee should never be listed as a separate line item on any purchase order.

The administrative fee is based on the total purchase order amount of new vehicles or equipment. This fee excludes any value given to purchasers for trade-ins. Trade-ins, extended warranties and other exchanges will not reduce or impact the fee calculation.

The administrative fees are the contractual responsibility of each awarded vendor.

By submission of the quarterly reports and administrative fee, the vendor is certifying the accuracy of the reports and deposits. All reports and fee submissions shall be subject to audit by the FSA or their designee.

All participating vendors will be responsible for making sure that FSA has the contact information, including e-mail address, for the person responsible for quarterly reports. There will be no reminders for the quarterly reports or the administrative fee.

Checks for the administrative fee can be sent to:

Florida Sheriffs Association
Cooperative Purchasing Program
2617 Mahan Drive
Tallahassee, FL 32308

3.28 LIQUIDATED DAMAGES

The vendor warrants that the product supplied to the FSA or purchaser shall conform in all respects to the standards set forth and the failure to comply with this condition will be considered as a breach of contract. Any liquidated damages levied because of inadequacies or failures to comply with these requirements shall be borne solely by the vendor responsible for same.

Failure to submit the administrative fee with accompanying quarterly reports must be received by FSA within 15 calendar days following the end of each quarter will result in the imposition of liquidated damages. Vendors failing to submit administrative fees and/or quarterly reports will incur liquidated damages in the amount of $25 for each calendar day that fees and reports are past due, beginning on the 16th day following the end of the quarter.

If a civil action is initiated by the FSA to recover administrative fees or liquidated damages as set forth in this section and Section 3.28, the prevailing party shall be entitled to its reasonable attorneys' fees and costs incurred in the litigation. Venue shall lie in the Circuit Court for the Second Judicial Circuit in and for Leon County, Florida.

When quarterly reports are late, liquidated damages are to be included in vendor's Quarterly Report and administrative fee submission. Liquidated damages that remain unpaid beyond 45 calendar days can result in FSA, at its sole discretion, implementing contract compliance actions, including but not limited to, suspension, limited participation by specifications or zones, disqualification from future solicitations, or termination for cause pursuant to Section 1.45.

Schedule of Liquidated Damages

Failure to submit quarterly report and/or administrative fee on time	$25 per calendar day
Failure to report a Purchase Order to FSA within the 15 calendar days of the purchase order date	$100 per Purchase Order
Failure to Report Sales	.0075 of the sales price plus 1.5% each month following the delivery date.

Vendor agrees and acknowledges that its failure to take any of the actions specified in the above schedule will damage the FSA, but by their nature such damages are difficult to ascertain. Accordingly, the above specified schedule of liquidated damages shall apply to this contract. Vendor agrees and acknowledges that these liquidated damages are not intended to be and do not constitute a penalty, but are instead intended solely to compensate the FSA for damages, and that these amounts are reasonably calculated to compensate the FSA for the damages that it will incur as a result of the vendor's failure to take the specified actions.

Appendix A

Florida Sheriffs Association Cooperative Purchasing Program
Vendor Change Document

Please complete this form to validate a requested change to Company Addresses, Contacts or Contact Information below. Include all sections where information has changed, old and new.

FSA Contract Number(s) affected by change: _____

_____

Company Information Changes:	
Old Information	***New Information***
Old Company Name:	New Company Name:
Old Company Address:	New Company Address:
Old Company City:	New Company City:
Old Company State:	New Company State:
Old Company Zip:	New Company Zip:

Company Contact Changes:	
Old Contact Information	***New Contact Information***
Old Contact Name (First, Last):	New Contact Name (First, Last):
Old Contact E-Mail:	New Contact E-Mail:
Old Contact Office Phone:	New Contact Office Phone:
Old Contact Mobile Phone:	New Contact Mobile Phone:
Old Contact Fax Phone:	New Contact Fax Phone:

This information is requested by an authorized representative of _____.

This request will take effect as soon as it is received by FSA by e-mailing to cpp@flsheriffs.org.

Name of Authorized Company Representative _____

Job Title_____ Date of Request _____

Authorized Company Representative Signature: _____

FSA Office Use:		
Date Received:	Change Effective:	FSA Agent:

Appendix B

FSA CONTRACT ZONE MAP

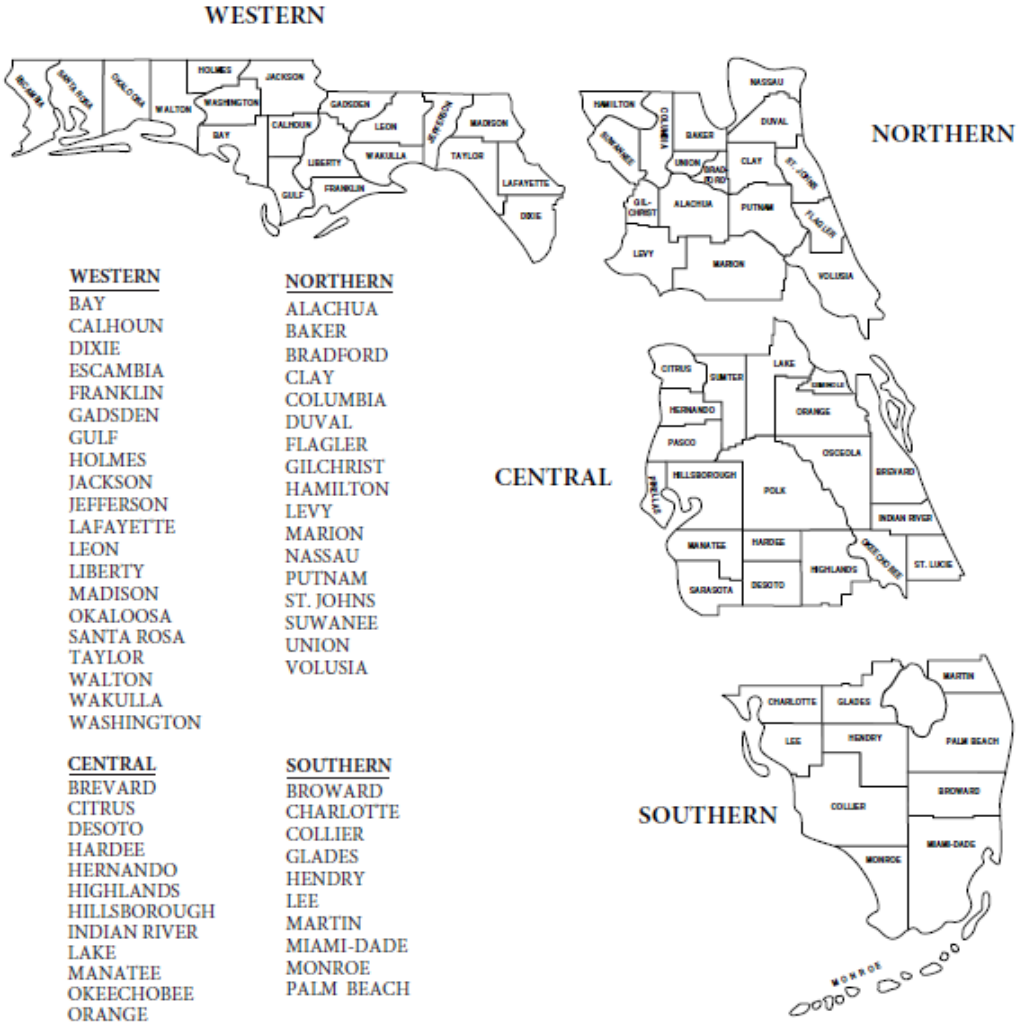

WESTERN
BAY
CALHOUN
DIXIE
ESCAMBIA
FRANKLIN
GADSDEN
GULF
HOLMES
JACKSON
JEFFERSON
LAFAYETTE
LEON
LIBERTY
MADISON
OKALOOSA
SANTA ROSA
TAYLOR
WALTON
WAKULLA
WASHINGTON

NORTHERN
ALACHUA
BAKER
BRADFORD
CLAY
COLUMBIA
DUVAL
FLAGLER
GILCHRIST
HAMILTON
LEVY
MARION
NASSAU
PUTNAM
ST. JOHNS
SUWANEE
UNION
VOLUSIA

CENTRAL
BREVARD
CITRUS
DESOTO
HARDEE
HERNANDO
HIGHLANDS
HILLSBOROUGH
INDIAN RIVER
LAKE
MANATEE
OKEECHOBEE
ORANGE
OSCEOLA
PASCO
PINELLAS
POLK
ST. LUCIE
SARASOTA
SEMINOLE
SUMTER

SOUTHERN
BROWARD
CHARLOTTE
COLLIER
GLADES
HENDRY
LEE
MARTIN
MIAMI-DADE
MONROE
PALM BEACH

v.10_2015

Appendix C

CONFIRMATION OF ORDER FORM

Police Rated, Administrative, Utility Vehicles Trucks and Vans

Bid # FSAXX-XXXX

Vendors are to complete and return this confirmation of order form by email, fax or mail to the agency location listed below within fourteen (14) calendar days after receipt of purchase order.

Vendor:

Vendor: _____

Address: _____

City: _____ State: _____ Zip: _____

Contact Person: _____

Phone Number: _____ Fax: _____

Specification No. _____ Type Vehicle/Equipment: _____

Purchase Order Number: _____ Purchase Order Received: _____

Order Was Placed With the Manufacturer on: _____

Under Production Number: _____

Estimated Date of Delivery: _____

Comments: _____

_____

PURCHASER: _____

Contact Person: _____

Address: City: _____

Phone Number: _____ State: _____ Zip: _____

E-mail: _____ Fax: _____

Appendix D

Sales

Type Vendor Name Here
FSA Contract Number and Name
Effective Dates of the Contract: Contract Effective Dates
Current Quarter Being Reported: 10/1/20 to 12/31/20

Name of Purchasing Agency	PO Date	PO #	Spec. #	Make	Model	Qty.	Total PO Amount	Estimated Delivery Date	Admin Fee Based on PO
Grand Totals Linked to the Bottom Row							$ -		$ -
							$ -		$ -
							$ -		$ -
							$ -		$ -
							$ -		$ -
							$ -		$ -
							$ -		$ -
							$ -		$ -
							$ -		$ -
							$ -		$ -
							$ -		$ -
							$ -		$ -
							$ -		$ -
							$ -		$ -
							$ -		$ -
							$ -		$ -
							$ -		$ -
							$ -		$ -
							$ -		$ -
							$ -		$ -
							$ -		$ -
							$ -		$ -
							$ -		$ -

Deliveries

Type Vendor Name Here
FSA Contract Number and Name
Effective Dates of the Contract: Contract Effective Dates
Current Quarter Being Reported: 10/1/20 to 12/31/20

Name of Purchasing Agency	PO Date	PO #	Spec. #	Make	Model	Qty. Delivered	Total PO Amount Being Delivered	Actual Delivery Date	Admin Fee Due Based on PO Amount Delivered	Admin Fee Being Paid with this Quarterly Report	Difference Between Auto-calculated amount due and amount being paid	Additional Notes/Comments
Grand Totals Linked to the Bottom Row							$ -		$ -	$ -	$ -	
							$ -		$ -	$ -	$ -	
							$ -		$ -	$ -	$ -	
							$ -		$ -	$ -	$ -	
							$ -		$ -	$ -	$ -	
							$ -		$ -	$ -	$ -	
							$ -		$ -	$ -	$ -	
							$ -		$ -	$ -	$ -	
							$ -		$ -	$ -	$ -	
							$ -		$ -	$ -	$ -	
							$ -		$ -	$ -	$ -	
							$ -		$ -	$ -	$ -	
							$ -		$ -	$ -	$ -	
							$ -		$ -	$ -	$ -	
							$ -		$ -	$ -	$ -	
							$ -		$ -	$ -	$ -	
							$ -		$ -	$ -	$ -	
							$ -		$ -	$ -	$ -	
							$ -		$ -	$ -	$ -	
							$ -		$ -	$ -	$ -	
							$ -		$ -	$ -	$ -	
							$ -		$ -	$ -	$ -	
							$ -		$ -	$ -	$ -	
							$ -		$ -	$ -	$ -	
							$ -		$ -	$ -	$ -	
							$ -		$ -	$ -	$ -	
							$ -		$ -	$ -	$ -	
							$ -		$ -	$ -	$ -	
							$ -		$ -	$ -	$ -	
							$ -		$ -	$ -	$ -	
							$ -		$ -	$ -	$ -	

Appendix E

Bid Calendar

FSA20-VEL28.0 Pursuit, Administrative and Other Vehicles
FSA20-VEH18.0 Heavy Trucks
FSA10-EQU18.0 Equipment

CALENDAR ITEM	DATE
Bid Announcement	4/22/20 & 5/25/20
Voluntary Workshops For Contracts FSA20-VEL28.0 & FSA20-VEH18.0 *	6/10/20
Mandatory Pre-Bid Meeting for Contract FSA20-VEL28.0 *	7/8/20
Mandatory Pre-Bid Meeting for Contract FSA20-VEH18.0 *	7/9/20
Request for Clarifications Due	7/30/20
Mandatory Qualifying Documents Submission	8/3/20
FSA Response to Request for Clarifications	8/5/19
Cone of Silence	8/7/20 – 10/1/20
Bid System Open	8/7/20
Bid Submissions Due	8/31/20
Public Bid Opening	9/1/20
Fleet Advisory Committee Bid Review	9/1/20 – 9/4/20
Intent to Award Posted	9/9/20
Final Bid Award	10/1/20

* Details for the Workshop, Mandatory Pre-Bid Meeting, and Public Bid Openings will be posted on FSA's website, emailed to interested bidders, or can be found in Florida Administrative Registrar (as appropriate) for the dates published.

* FSA intends to do an in-person Mandatory Pre-Bid meeting. However, the FSA has plans to conduct the meeting via webinar if conditions do not permit or are not safe for an in-person meeting. If FSA can conduct the meeting in-person, it will be held at the Falkenburg Road Jail Assembly Room at the Hillsborough County Sheriff's Office.
For the most up to date information on these events, please refer to https://www.flsheriffs.org/law-enforcement-programs/cooperative-purchasing-program/bid-announcements.

BID AWARD

CONTRACT

FSA20-EQU18.0

HEAVY EQUIPMENT

Contract Term:
October 1, 2020– September 30, 2023

Cooperative Purchasing Program

Coordinated By

The
Florida Sheriffs Association
&
Florida Association of Counties

Protecting, Leading & Uniting...since 1893
FLORIDA SHERIFFS ASSOCIATION
2617 Mahan Drive, Tallahassee, Florida 32308
P.O. Box 12519 • Tallahassee, Florida 32317-2519
p: (850) 877-2165
f: (850) 878-8665
www.flsheriffs.org

Date: October 1, 2020

To: All Perspective Participants

From: Steve Casey, Executive Director
Craig Chown, CPP Manager

Re: Contract Number FSA20-EQU18.0 Heavy Equipment

We are pleased to announce that the Florida Sheriffs Association has successfully completed its 18th cooperative competitive bid for heavy trucks. This contract is in effect beginning October 1, 2020 through September 30, 2023.

This year's bid award included 404 specifications and makes and models for heavy trucks.

The competitive process for this award began in April 2020, when stakeholders were surveyed regarding procurement needs. Specifications were developed based on prior year activity and new additions were added based on survey results and the Fleet Advisory Committee's review of products.

An advertisement of the Invitation to Bid was placed within the FSA website and Florida Administrative Weekly on April 22, 2020. On June 2, 2020, a direct notification was sent to 511 prospective bidders to register for qualification to participate in the bid process for heavy trucks and heavy equipment. From this ITB, 206 bidders responded to the pre-bid meeting registration or request for qualified waiver for FSA approval. Of these respondents, 84 submitted bids and 79 qualified, responsive bidders were awarded after a review by the FSA and the FSA Fleet Advisory Committee.

The Florida Sheriffs Association Cooperative Purchasing Program has followed the Contract Terms and Conditions to procure this contract.

Contract prices are extended and guaranteed to any local government or political subdivision of the state, public educational institutions, other public agencies or authorities with the State of Florida, and other entities approved by the manufacturer to participate in this contract.

Out of state sales are permitted under this contract. All purchasers are bound by their local governing purchasing ordinances, rules and regulations. All awarded vendors are governed by their manufacturer agreements and the Contract Terms and Conditions.

List of Awarded Vendors in Alphabetical Order for FSA20-VEH18.0 Heavy Equipment:

1. ACF Standby Systems, LLC
2. AG-PRO LLC
3. ALAMO GROUP (TX) INC
4. Aljon By C&C Manufacturing
5. Alta Construction Equip. Florida, LLC
6. Ameri-Recreational Sports, LLC
7. Applied Concepts, Inc.
8. ARI Phoenix, Inc.
9. ATMAX Equipment Co
10. Bandit Industries
11. BBA PUMPS
12. Beck Chrysler Dodge Jeep
13. Bush Hog, Inc
14. CDPW, Inc.
15. Certified Lift Installation & Maint. Corp
16. CLARK EQUIPMENT COMPANY
17. Club Car LLC
18. Container Systems & Equip. Co., Inc.
19. Cowin Equipment Company
20. Crimson Technology Products, LLC
21. DeLand Truck Center, Inc.
22. Dobbs Equipment, LLC
23. Doosan Infracore North America LLC
24. Embankscape Equipment LLC
25. Energreen America Inc
26. Environmental Products Group, Inc.
27. Envision Solar International Inc.
28. Everglades Equipment Group
29. Federal Contracts Corp
30. Florida Coast Equipment, Inc.
31. Futch`s Tractor Depot, inc
32. GapVax, Inc.
33. Genset Services, Inc.
34. Glade & Grove Supply Co LLC
35. Great Southern Equipment Co.
36. Green Thumb Palm Beach
37. Holland Pump Company
38. Humdinger Equipment, Ltd.
39. Jeffrey-Allen Inc.
40. JOBBERS EQUIPMENT WAREHOUSE INC
41. K&K Systems, Inc.

List of Awarded Vendors in Alphabetical Order for FSA20-VEH18.0 Heavy Equipment (Continued):

42. Kelly Tractor Co
43. L.J. POWER, Inc.
44. Linder Industrial Machinery
45. McKibben Motorsports LP, Inc
46. McKibben Powersports, Inc
47. Menzi USA Sales, INC.
48. Mersino Dewatering
49. Mid Florida Diesel, Inc
50. MTD Products Company
51. MWI Corporation
52. National Equipment Dealers, LLC
53. Pantropic Power
54. Pat`s Pump & Blower
55. Power & Pumps, Inc.
56. Rechtien International Trucks, Inc.
57. RhinoAg, Inc.
58. RIDGE EQUIPMENT CO., INC.
59. Ring Power Corporation
60. Sewer Equipment Co. of America
61. Southern Sewer Equipment Sales
62. Southern States ToyotaLift
63. STERTIL-KONI USA INC.
64. Striping Service and Supply, Inc.
65. Sun State International Trucks
66. Texas Trailers Sales and Service
67. Thompson Pump & Mfg Co Inc
68. Tom Evans Environmental, Inc.
69. Tradewinds Power Corp.
70. Trucks & Parts of Tampa, LLC
71. Vac-Con, Inc.
72. Vehicle Service Group, LLC.
73. VENTURE PRODUCTS INC.
74. Vermeer Southeast Sales
75. Vetted Security Solutions
76. Warren Equipment Inc
77. Weedoo Greenboat, Inc.
78. Xylem Dewatering Solutions, Inc.
79. Zabatt Power Systems

Agenda Item No: 13.a

Town Commission Agenda Item Report

Meeting Date: October 27, 2020
Submitted By: Tedra Allen
Submitting Department: Administration
Item Type: Discussion Item
Agenda Section: NEW BUSINESS

Subject Title:

Commission Meetings in November and December (Tedra Allen, Town Clerk)

Explanation:

The 2nd regular November meeting is on the 24th (Thanksgiving is the 26th). At this time there are no ordinances or public hearings scheduled for this meeting that can't be scheduled for the December 8th meeting. The 2nd regular December meeting is the 22nd. We have traditionally cancelled the 2nd meeting in December for the Holidays.

Recommendation:

Cancel the November 24th and December 22nd Commission meetings.

Agenda Item No: 15.a

Town Commission Agenda Item Report

Meeting Date: October 27, 2020
Submitted By: Ken Rubach
Submitting Department: Municipal Services
Item Type: Ordinances 1st Reading
Agenda Section: ORDINANCES 1st Reading

Subject Title:

Ordinance 2020-10 - AN ORDINANCE OF THE TOWN OF LAUDERDALE-BY-THE-SEA, FLORIDA, AMENDING THE TOWN CODE OF ORDINANCES AT CHAPTER 17 "STREETS, SIDEWALKS AND OTHER PUBLIC PLACES," ARTICLE I "IN GENERAL," BY AMENDING SECTION 17-14 "PERSONS WHO MAY USE TENNIS COURTS; ACCESS TO TENNIS COURTS; ISSUANCE OF KEYS; FEES" TO REMOVE THE FEES FROM THE TOWN CODE SO THEY CAN BE ADOPTED BY RESOLUTION; AND PROVIDING FOR SEVERABILITY, CONFLICTS AND AN EFFECTIVE DATE. (Ken Rubach, Municipal Services Director)

Explanation: Section 17-14 of the Town Code allows persons who own property in the Town, lease residential property within the Town, or own/operate hotels and motels within the Town for use by guests to use the tennis courts owned by the Town by using a key issued by the Town. Ordinance 2020-10 modifies Section 17-14 of the Town Code to remove the automatic annual 5% fee increase, to move the rental fees over to the Town's fee resolution, and to remove other administrative detail. Beginning January 15, 2021, Staff will propose an annual rental fee of $120 which can be prorated at the rate of $10 a month. This fee schedule will be presented concurrently with the 2nd reading of this ordinance.

The Code is silent on when the fees will be collected; historically they have been collected each October 1. Going forward, Staff plans to change the cycle for key renewal from October 1 to January 15.

Recommendation:

Adopt Ordinance 2020-10 (Exhibit 1)

Attachments:

1. Ordinance 2020-10
2. 10-13-20 Tennis Key Waiver
3. Resolution 2020-42

Exhibit 1

ORDINANCE 2020-10

AN ORDINANCE OF THE TOWN OF LAUDERDALE-BY-THE-SEA, FLORIDA, AMENDING THE TOWN CODE OF ORDINANCES AT CHAPTER 17 "STREETS, SIDEWALKS AND OTHER PUBLIC PLACES," ARTICLE I "IN GENERAL," BY AMENDING SECTION 17-14 "PERSONS WHO MAY USE TENNIS COURTS; ACCESS TO TENNIS COURTS; ISSUANCE OF KEYS; FEES" TO REMOVE THE FEES FROM THE TOWN CODE SO THEY CAN BE ADOPTED BY RESOLUTION; AND PROVIDING FOR SEVERABILITY, CONFLICTS AND AN EFFECTIVE DATE.

WHEREAS, Section 17-14 of the Town Code of Ordinances ("Code") allows persons who (i) own property in the Town of Lauderdale-By-The-Sea ("Town"), (ii) lease residential property within the Town, or (iii) own/operate hotels and motels within the Town for use by guests, to use the tennis courts owned by the Town at Friedt Park, which may only be accessed through the entrance gate with a key issued by the Town (a "Key"); and

WHEREAS, Section 17-14 of the Town Code establishes a fee schedule for the rental of Keys with an automatic annual increase; and

WHEREAS, the Town Commission desires to amend its Code to remove the fees from Section 17-14 so that they can be incorporated into the Town's consolidated fee resolution; and

WHEREAS, the Town Commission deems it in the best interest of the Town to adopt this Ordinance.

NOW, THEREFORE, BE IT ORDAINED BY THE TOWN COMMISSION OF THE TOWN OF LAUDERDALE-BY-THE-SEA, FLORIDA, AS FOLLOWS:

SECTION 1. Recitals. The foregoing "Whereas" clauses are ratified and confirmed as being true, correct and reflective of the legislative intent underlying this Ordinance and are hereby made a specific part of this Ordinance.

SECTION 2. Amending Section 17-14. Section 17-14 "Persons who may use tennis courts; access to tennis courts; issuance of keys; fees" of Article I "In General" of Chapter 17 "Streets, Sidewalks and Other Public Places" is hereby amended to read as follows[1]:

Sec. 17-14. - Persons who may use tennis courts; access to tennis courts; issuance of keys; fees.

(a) There shall be available only (1) to persons who own property within the Town and~~/or~~ (2) to persons who lease residential property (single-family detached homes, townhomes, condominium units or rental apartments) within the Town (tenant-residents) under a written lease for a term of one year or longer, and~~/or~~ (3) to owners and/or operators of hotels and motels located within the Town for use by the registered guests of such hotels and motels (hotel/motel operators), the opportunity to use the tennis courts which are owned by the Town subject to such rules and regulations pertaining to such use as may from time to time be promulgated by the Town Manager.

(b) The tennis courts may only be accessed through the entrance gate and with a key to be issued by the Town for that purpose.

(c) Keys to the tennis courts may be rented annually from the Town by property owners, tenant-residents, and hotel/motel operators ~~on a fiscal year basis~~. Keys rented during the ~~fiscal~~ year will be charged a prorated percentage of the annual fee. <u>The Town Manager shall verify the particular property owner, resident-tenant ~~and/~~or hotel/motel operator status prior to issuance of a tennis key</u>. Only one key shall be issued to a hotel/motel operator and only one key shall be issued to a property owner (for each residential property owned) and only one key shall be issued for any one residential dwelling unit tenant-resident.

(d) The annual fee for the issuance of keys shall be <u>established by resolution of the Town Commission.</u> ~~as follows:~~

~~Single-family and duplex dwelling, including individual condominium units (and any unimproved lots)** .....$100.00~~

~~Hotel/motel operator*~~
~~3—12 units* .....100.00~~
~~13—50 units* .....100.00~~
~~More than 50 units* .....100.00~~
~~Individual tenant-residents** .....100.00~~

~~*Only one key shall be issued to a property or complex—transient licensure~~

[1]Proposed additions to existing Town Code text are shown by <u>underlining;</u> proposed deletions from existing Town Code text are shown by ~~strike through.~~ Changes to the text from first to second reading are shown in <u>double underline</u> or ~~double strikethrough~~.

~~**Only one key shall be issued per residential household~~

~~(e) All fees contained in this section shall be automatically increased by five percent on October 1, 2009, and by five percent on each October 1 thereafter.~~

~~(f) The Town Manager shall verify the particular property owner, resident-tenant and/or hotel/motel operator status prior to issuance of a tennis key.~~

SECTION 3. Severability. If any section, sentence, clause, or phrase of this Ordinance is held to be invalid or unconstitutional by any court of competent jurisdiction, then said holding shall in no way affect the validity of the remaining portions of this Ordinance.

SECTION 4. Conflicts. All prior ordinances or resolutions or parts thereof in conflict herewith are hereby repealed to the extent of such conflict.

SECTION 5. Effective Date. This Ordinance shall become effective upon adoption on second reading.

Passed on the first reading, this ___ day of _____, 2020.

Passed and adopted on the second reading, this ___ day of _____, 2020.

_____

MAYOR CHRIS VINCENT

	First Reading	Second Reading
Mayor Vincent	_____	_____
Vice-Mayor Oldaker	_____	_____
Commissioner Malkoon	_____	_____
Commissioner Sokolow	_____	_____
Commissioner Strauss	_____	_____

ATTEST:

_____

Tedra Allen, Town Clerk

APPROVED AS TO FORM:

_____

Susan L. Trevarthen, Town Attorney

Agenda Item No: 17.b

Town Commission Agenda Item Report

Meeting Date: October 13, 2020
Submitted By: Ken Rubach
Submitting Department: Municipal Services
Item Type: Resolutions
Agenda Section: RESOLUTIONS - PUBLIC COMMENTS

Subject Title:

Resolution 2020-42 - A RESOLUTION OF THE TOWN COMMISSION OF THE TOWN OF LAUDERDALE-BY-THE-SEA, FLORIDA, FINDING THAT THE COVID-19 PANDEMIC IS AN EXTRAORDINARY CIRCUMSTANCE; WAIVING THE FEES AND EXTENDING THE RENEWAL DEADLINE UNDER SECTION 17-14 “PERSONS WHO MAY USE TENNIS COURTS; ACCESS TO TENNIS COURTS; ISSUANCE OF KEYS; FEES, “PURSUANT TO TOWN CODE SECTION 2-27, “WAIVER OF CODE REQUIREMENTS” UNTIL JANUARY 15, 2021; PROVIDING FOR EXPIRATION, CONFLICTS, SEVERABILITY, AND FOR AN EFFECTIVE DATE. (Ken Rubach, Municipal Services Director)

Explanation:

Section 17 -14 of the Town Code allows persons who own property in the Town, lease residential property within the Town, or own/operate hotels and motels within the Town for use by guests to use the tennis courts owned by the Town by using a key issued by the Town. Due to the COVID-19 pandemic, key holders have experienced interruptions in their access and use of the Town tennis courts.

Section 2-27, “Waiver of Code Requirements,” of the Town of Lauderdale-By-The-Sea (the “Town”) Code of Ordinances provides that, under extraordinary circumstances, the Town Commission may waive any obligations, requirements, or fees provided for in the Town Code by resolution. Pursuant to Town Code Section 2-27, such waivers are intended to provide temporary relief from the obligations, requirements, or fees provided for in the Town Code, and shall not be construed to authorize a permanent variance from such obligations, requirements, or fees, and the waiver shall last no longer than six (6) months unless extended by the Town Commission.

Staff recommends a waiver of the fees for renewal of keys to access the Town tennis courts as set forth in Section 17-14 of the Town Code until January 15, 2021, effective retroactively from October 1, 2020. The Resolution further provides that any new key may be rented for the time between October 1, 2020 - January 14, 2020 at a rate of $30.00, subject to monthly proration based on the month in which they are purchased (e.g., only $ 20 if purchased in November).

Staff will be bringing forward an Ordinance to change Section 17 -14 of the Town Code to remove the automatic annual 5% fee increase, to move the rental fees over to the Town's fee resolution, and to remove other administrative detail. Beginning January 15, 2021, Staff will propose an annual rental fee of $120 which can be prorated at the rate of $10 a month. The Code is silent on when the fees will be collected; historically they have been collected each October 1. Going forward, Staff plans to change the cycle for key renewal from October 1 to January 15.

Recommendation:

Adopt Resolution 2020-42

Attachments:

1. Resolution 2020-42

DocuSign Envelope ID: F0DD2C43-DCE5-4098-8200-8147FBDFC90D

RESOLUTION NO. 2020-42

A RESOLUTION OF THE TOWN COMMISSION OF THE TOWN OF LAUDERDALE-BY-THE-SEA, FLORIDA, FINDING THAT THE COVID-19 PANDEMIC IS AN EXTRAORDINARY CIRCUMSTANCE; WAIVING THE FEES AND EXTENDING THE RENEWAL DEADLINE UNDER SECTION 17-14 "PERSONS WHO MAY USE TENNIS COURTS; ACCESS TO TENNIS COURTS; ISSUANCE OF KEYS; FEES," PURSUANT TO TOWN CODE SECTION 2-27, "WAIVER OF CODE REQUIREMENTS" UNTIL JANUARY 15, 2021; PROVIDING FOR EXPIRATION, CONFLICTS, SEVERABILITY, AND FOR AN EFFECTIVE DATE.

WHEREAS, Novel Coronavirus Disease 2019 ("COVID-19") is a severe acute respiratory illness that can spread among humans through respiratory transmission; and

WHEREAS, on March 2, 2020, Governor DeSantis issued Executive Order 20-51, directing the Florida Department of Health to declare a Public Health Emergency; and

WHEREAS, on March 9, 2020, Governor DeSantis issued Executive Order 20-52, declaring a State of Emergency in the State of Florida due to COVID-19, and authorizing local governments to waive the procedures and formalities otherwise required by law related to performance of public work and to take whatever prudent action is necessary to ensure the health, safety, and welfare of the community; and

WHEREAS, on March 10, 2020, the Broward County Administrator issued a Declaration of Emergency, declaring a Local State of Emergency in Broward County; and

WHEREAS, on March 13, 2020, the Mayor declared a public emergency in the Town for seven (7) days unless earlier terminated, which was later extended until the conclusion of the Governor's state of emergency; and

WHEREAS, Section 17-14 of the Town Code allows persons who own property in the Town, lease residential property within the Town, or own/operate hotels and motels within the Town for use by guests to use the tennis courts owned by the Town;

WHEREAS, the tennis courts may only be accessed through the entrance gate with a key issued by the Town (a "Key"); and

DocuSign Envelope ID: F0DD2C43-DCE5-4098-8200-8147FBDFC90D

WHEREAS, due to the COVID-19 pandemic, Key holders have experienced interruptions in their access and use of the Town tennis courts; and

WHEREAS, the effects of the COVID-19 pandemic are expected to remain for at least three (3) months; and

WHEREAS, Section 2-27, "Waiver of Code Requirements," of the Town of Lauderdale-By-The-Sea (the "Town") Code of Ordinances provides that, under extraordinary circumstances, the Town Commission may waive any obligations, requirements, or fees provided for in the Town Code by resolution; and

WHEREAS, pursuant to Town Code Section 2-27, such waivers are intended to provide temporary relief from the obligations, requirements, or fees provided for in the Town Code, and shall not be construed to authorize a permanent variance from such obligations, requirements, or fees, and the waiver shall last no longer than six (6) months unless extended by the Town Commission; and

WHEREAS, waivers shall be applied uniformly to all similarly situated persons, properties, or businesses affected by the extraordinary circumstance; and

WHEREAS, the Town Commission finds that the COVID-19 pandemic is an extraordinary circumstance that requires waiver of certain obligations, requirements, or fees provided for in the Town Code; and

WHEREAS, the Town Commission desires to waive the requirements of Section 17-14 "Persons who may use tennis courts; access to tennis courts; issuance of keys; fees" ("the Waiver"); and

WHEREAS, the Town Commission finds that the COVID-19 Pandemic has created an extraordinary circumstance, in which it is in the best interests to waive certain Town Code requirements to protect the public safety, health, and welfare of the Town and Town residents.

NOW, THEREFORE, BE IT RESOLVED BY THE TOWN COMMISSION OF THE TOWN OF LAUDERDALE-BY-THE-SEA, FLORIDA:

Section 1. **Recitals.** Each "WHEREAS" clause set forth is true and correct and herein incorporated by this reference.

Section 2. **COVID-19 Pandemic.** The Town Commission finds that the COVID-19 pandemic is an extraordinary circumstance that requires waiver of certain obligations, requirements, or fees provided for in the Town Code.

DocuSign Envelope ID: F0DD2C43-DCE5-4098-8200-8147FBDFC90D

Section 3. **Waiver.** Pursuant to Town Code Section 2-27, the Town Commission hereby waives, until January 15, 2021 retroactively from October 1, 2020, the fees for renewal of Keys to access the Town tennis courts as set forth in Section 17-14 of the Town Code. The Town Commission also hereby extends the deadline to renew a Key until January 15, 2021. On January 15, 2021, the renewal rate will be prorated to $90.

Section 4. **Expiration.** This waiver shall expire on January 15, 2021, unless extended by the Town Commission.

Section 5. **Conflict**. All resolutions or parts of resolutions in conflict herewith are hereby repealed to the extent of such conflict.

Section 6. **Severability**. If any clause, section or other part of this resolution shall be held by any court of competent jurisdiction to be unconstitutional or invalid, such unconstitutional or invalid part shall be considered as eliminated and in no way affecting the validity of the other provisions of this Resolution.

Section 7. **Effective Date.** This Resolution shall become effective immediately upon its passage and shall be applicable retroactively from and after October 1, 2020.

PASSED AND ADOPTED this 13th day of October, 2020.

DocuSigned by:
B0A8AE8CC88D4A1...
Mayor Chris Vincent

Attest:

DocuSigned by:
F79938A3F45D42E...
Tedra Allen, CMC Town Clerk

APPROVED AS TO FORM:

DocuSigned by:
7651C1375CC5435...
Susan L. Trevarthen, Town Attorney